

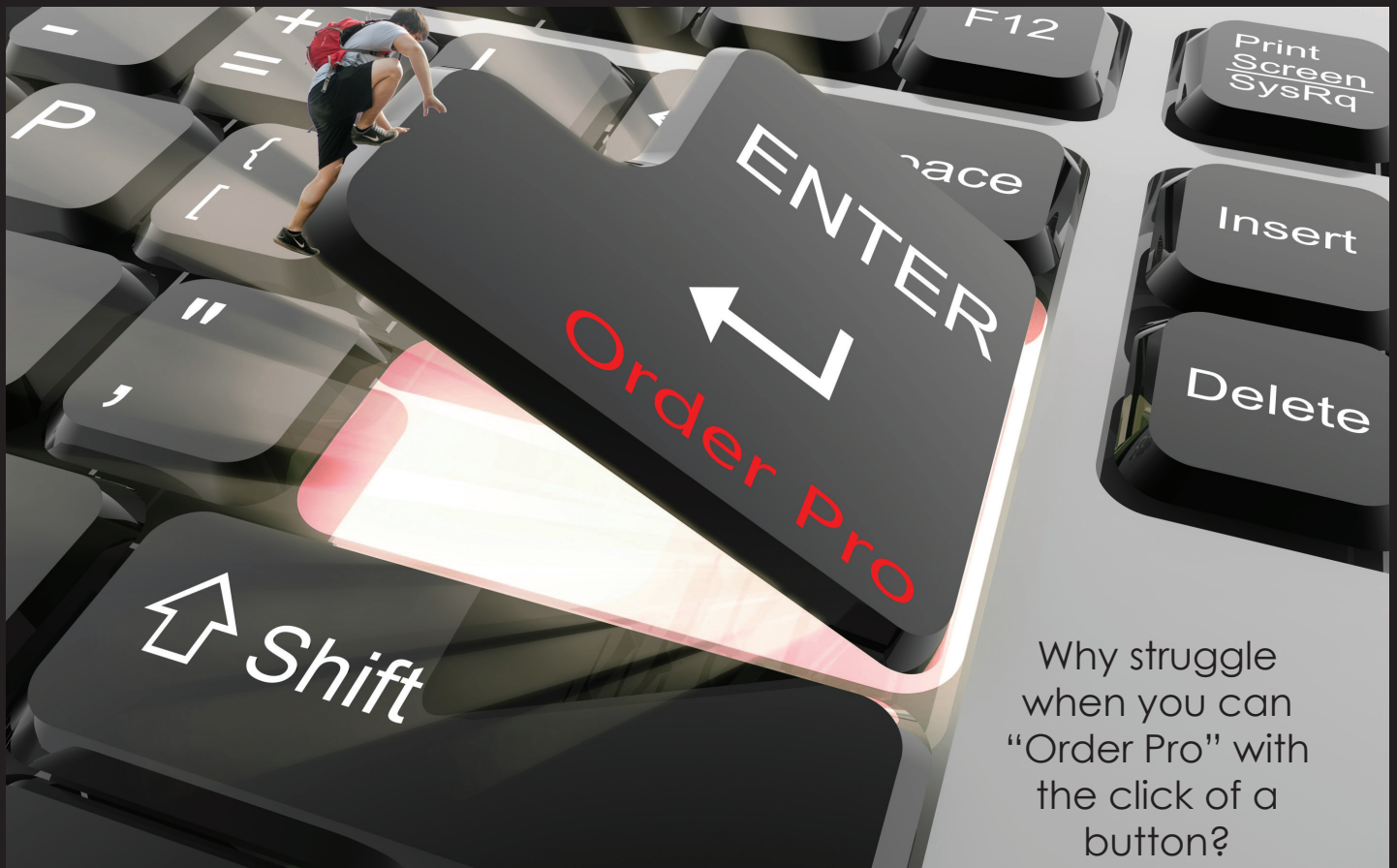
**2018**  
Product Catalog

FAMILY OWNED AND OPERATED SINCE 1968



custom  
**seating positioning**  
**trays transfer**  
assistive technology

800.843.7234 Fax 888.479.1515 [www.Therafin.com](http://www.Therafin.com) [info@Therafin.com](mailto:info@Therafin.com)



Why struggle  
when you can  
"Order Pro" with  
the click of a  
button?

Therafin **Order Pro** creates quotes and orders for standard products in seconds. Request your customized copy now through our website.

Therafin **Seating Assistant(TSA)** is a program that catches any seating conflicts before quoting.

**Short & Long Order Forms** can be downloaded from our website.

[www.Therafin.com](http://www.Therafin.com)





- Did you know Therafin celebrates its 50th anniversary in 2018?
- Did you know Therafin started a brand new venture and subsidiary called Therafin Innovation?
- Did you know Therafin manufactures highly customized products within the rehab market *in addition to* products in education, adaptive sports, home living, and more?
- Did you know Therafin wants to help you invent your next product or idea?

Share your idea with us by emailing [idea@therafin.com](mailto:idea@therafin.com).





## Custom Seating

<b>Custom Seat:</b> Seat and Seat Modifications .....	2-7
<b>Solid Seat:</b> Drop Seats and Drop Hardware.....	8-9
<b>WC-20 Transit Seating:</b> Transit Seat, Back, and Hardware .....	10-11
<b>Custom Back:</b> Back and Back Modifications .....	12-15
<b>Choosing Seat and Back Hardware:</b> Overview.....	16
<b>Seat and Back Hardware</b>	
Seat/Back Hardware Kits .....	16-23
Seat Hardware .....	24-26
Back Hardware .....	27-30
Solid Base and Hardware .....	31

## Body Positioning

<b>Head:</b> Headrest Hardware and Pads .....	32-39
<b>Lateral:</b> Pre-Assembled Swingaway and Fixed, Proximal and other LTS Hardware & Pads, Adjustable Channel .....	40-47
<b>Posterior:</b> Easy Clip Back .....	48
<b>Vest/Soft Goods Overview:</b> TheraFit Premium vs. Legacy.....	49
<b>Anterior:</b> TheraSleeves, Harnesses, Stretch and Non-Stretch Vests, Chest Straps, Universal Positioning Strap.....	50-61
<b>Hip Belt Overview:</b> 4 Point vs. 2 Point, Single Pull vs. Dual Pull .....	62
<b>Hip/Pelvic:</b> Hip Belts, Seat Harness, Soft Goods Attaching Hardware, Hip Guide Pads and Hardware .....	63-74
<b>Abductor/Adductor:</b> Flipdown Abductor Hardware and Pads, Adductors and Hardware.....	75-79
<b>Knee/Thigh:</b> Amputee Counter Pointe, Support Hardware and Pads, Thigh and Knee Straps, Calf Panel .....	80-82
<b>Foot:</b> Shoe Holders, Shoe Sandals, Ankle Supports, Toe Straps, FlexSure Feet, and Footboxes.....	83-87
<b>Replacement Parts:</b> Tubing Hardware, Misc. LTS Hardware, Soft Goods Replacement Pieces, Boxed Hardware Kits .....	88-93

## Wheelchair Trays

<b>Choose a Full Tray in 3 Easy Steps:</b> Overview .....	94
<b>Full Trays:</b>	
Trays with E-Z Lock Clamps .....	95-98
Trays with Top Drop Clamps .....	99-102
Trays with Tube Lock Clamps.....	103-106
Trays with U Tray Slide Brackets .....	107-114
Trays with No Body Cutout.....	115-116
Tray for use with Hook & Loop Straps.....	117
Trays without Attaching Hardware .....	118
Padded Tops for Trays .....	119
Trays with a Control Cutout .....	120
Clear, Woodgrain, Padded, and Bariatric Trays .....	121-122
<b>Half Trays:</b>	
Padded, Molded Half Trays.....	123-125
Wraparound, Flip-Down Half Trays.....	126
Clear Half Trays.....	127-128
Reversible Woodgrain, Grey or Black Half Trays .....	129
<b>Custom Tray:</b>	
Custom Tray Order Form .....	130
Custom Half Tray Order Form .....	131
<b>Tray Attaching:</b>	
E-Z Lock Clamps, Top Drop Clamps, Quantum TB3 and Permobil Corpus 3G Hardware .....	132-135
Tray Slide Brackets, Channel Brackets, Tube Arm Brackets .....	136-138
Hook & Loop Straps and Back Strap .....	138
<b>Tray Accessories:</b>	
Center Mount Tray, Arm Cuff Kit, Gel Elbow Pads .....	139
Tray Easels, Extenda-Arm Tray Support.....	140
Tray Pads, Arm Troughs .....	141-142

## Assistive Technology

<b>Communication Mounts:</b> Chair Mounts and Device Holders .....	143-144
<b>Sip-N-Puff:</b> Swingaway and Stationary Sip-N-Puffs and Accessories .....	145-146
<b>Midline Control Mounts:</b> Collar & Bridge Kits, Surelock Midline Swingaway.....	147
<b>Component Mounts:</b> Joystick Extensions, Various Component Mounts .....	148

## Patient Transfer

<b>Heavy Duty/Standard Duty:</b> Theraslide, Bariatric, and Superslide Boards.....	149-150
<b>Specialty/Patient Transfer:</b> Econoglide, Wheelhold, Offset, and Patient Transfer Aids .....	151-152

## Miscellaneous

<b>I.V. Pole</b> .....	153
<b>Part Number/Page Numerical Index</b> .....	153-156
<b>Part Number/Page Categorical Index</b> .....	157-160
<b>Therafin Corporation Terms &amp; Conditions</b> .....	161



# Seat

Throughout this catalog all dimensions are nominal, manufactured according to our tolerances. All specifications are subject to change without notice.

## General Seat Information

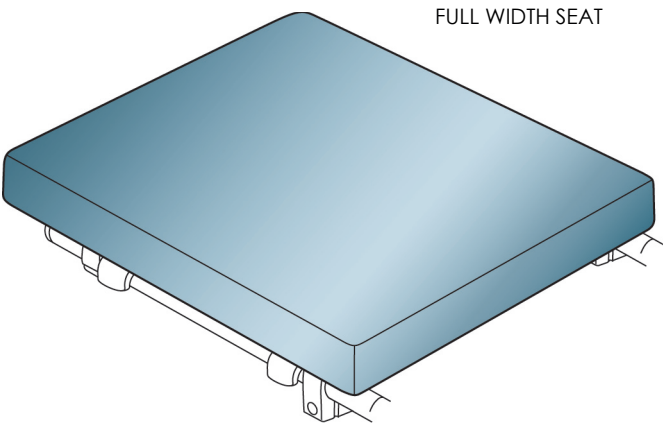
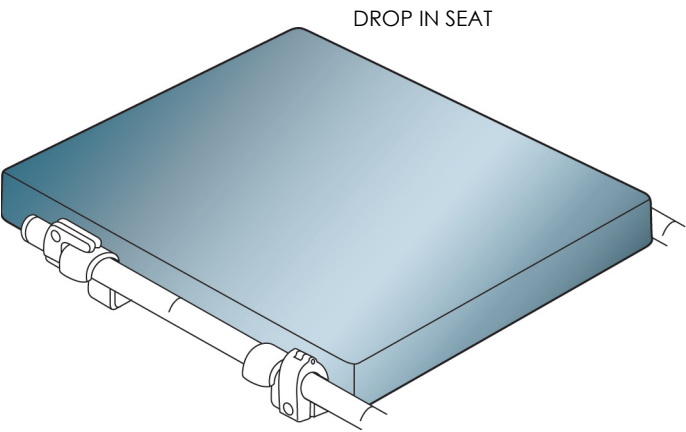
- A 1/2" plywood base, with 1/2" radius on the outside corners. The bottom of the plywood is rounded-over.
- The 1/4-20 t-nuts are inserted into 5/16" holes
- Visco foam is standard. 1" soft visco foam laminated over 1" medium visco foam, glued to plywood base.
- Reverse Dartex®, smooth side on contact surface, including front Gusset
- Black vinyl is standard on non-contact surfaces. Color vinyl is available.
- Zipper placed at rear of seat.
- Drop In Seat Hardware: Two rows of 1/4-20 t-nuts spaced 1" from each side edge starting 1" from the front edge, then 1" on center.
- Full Width Seat Hardware: Three rows of 1/4-20 t-nuts spaced 1 5/16" from each side edge starting 1" from the front edge, then 1" on center.
- Hinge Hardware: A matrix of three rows wide by four rows deep of 1/4-20 t-nuts spaced 1" on center beginning 1" from rear edge of seat. The middle row of t-nuts is centered on the center line of the seat width.
- Abductor: Six 1/4-20 t-nuts accommodate most abductor hardware.

## DROP IN SEAT

**Features:**

- Designed 2 3/4" narrower than the chair width, to fit between the seat rails
- Rectangular base
- For I Seat see Modifications, page 6

Description	Part Number
Drop In Seat	50340



## FULL WIDTH SEAT

**Features:**

- Designed to fit above the seat rails
- Rectangular base
- For I Seat see Modifications, page 6

Description	Part Number
Full Width Seat	50345

CUSTOM SEATING

BODY POSITIONING

WHEELCHAIR TRAYS

ASSISTIVE TECHNOLOGY

PATIENT TRANSFER

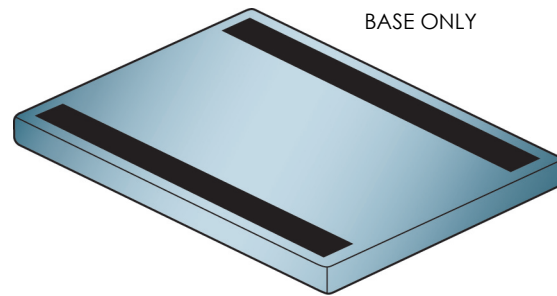
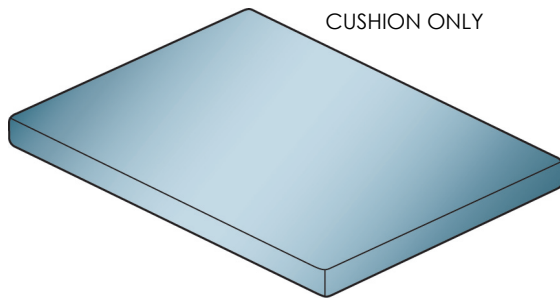
## Seat Modifications

### CUSHION ONLY OR BASE ONLY

**Features:**

- These are custom items, billed as E2609
- Cushion only is 1" soft visco foam laminated over 1" medium visco foam, with reverse Dartex® and vinyl cover that has hook and loop attachment on the bottom side
- Base Only is 1/2" plywood with 1/4-20 t-nuts, with vinyl cover that has hook and loop attachment on the top side
- For standard drop base, page 8

Description	Part Number
Cushion Only	71047
Base Only	71055

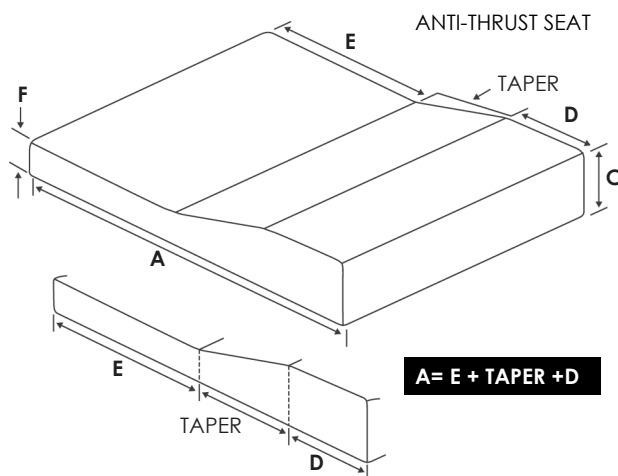


### ANTI-THRUST SEAT

**Features:**

- Dense foam base creates a rise in the front of the seat to help hold the pelvis back in the seat
- Top layers of visco foam add optimal support and comfort
- Standard dimensions shown in table
- The standard dimension for D = 1/3 of functional depth, unless you specify otherwise
- Standard Taper = 2" base dimension
- Fully customizable if needed
- Full width or drop in

Description	Part Number
Anti-Thrust Seat	71027



<b>A = Seat Depth</b>	
<b>B = Frame Width</b>	

Anti-Thrust	C	F	D
Shallow (1/2" riser)	2	1.5	
Medium (1" riser)	2.5	1.5	
Deep (1 1/2" riser)	3	1.5	

CUSTOM SEATING

BODY POSITIONING

WHEELCHAIR TRAYS

ASSISTIVE TECHNOLOGY

PATIENT TRANSFER



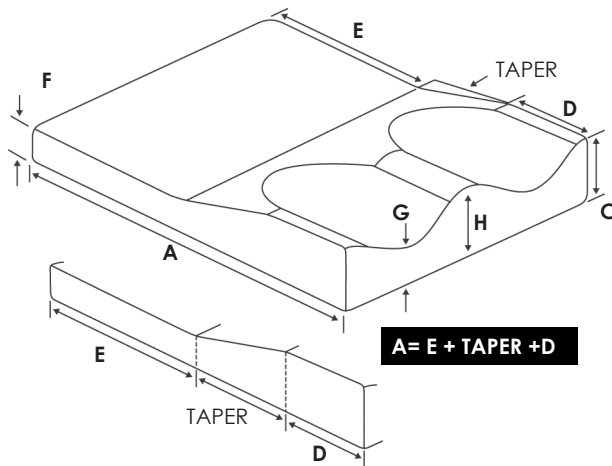
# Seat Modifications

## CONTOURED SEAT WITH LEG WELLS

### Features:

- Dense foam base is used to support adductors and abductor
- Top layers of visco foam add optimal support and comfort
- Standard dimensions shown in table
- The standard dimension for D = 1/3 of functional depth, unless you specify otherwise
- Standard Taper = 2" base dimension
- Fully customizable if needed
- Full width or drop in

Description	Part Number
Contoured Seat with Leg Wells	71028



CONTOURED SEAT  
WITH LEG WELLS

A = Seat Depth	
B = Frame Width	

Contoured w/Leg Wells	C	F	G	H	D
Shallow (1/2" riser, 1/2" wedge)	2.5	1.5	2	2.5	
Medium (1" riser, 1/2" wedge)	3	1.5	2.5	3	
Deep (1" riser, 1" wedge)	3.5	1.5	2.5	3.5	

## CONTOURED SEAT WITH PELVIC & LEG WELLS

### Features:

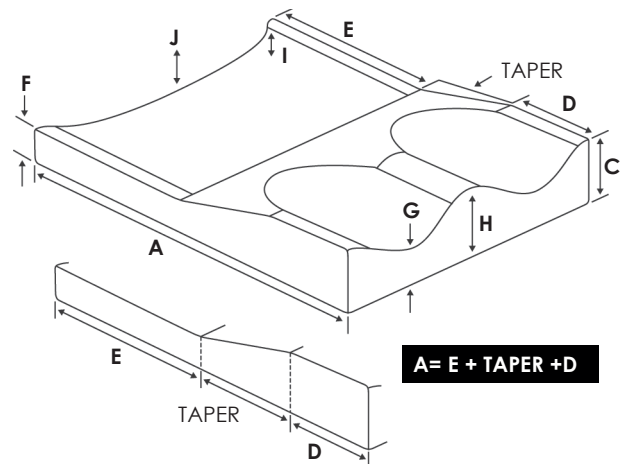
- Dense foam base is used to support anti-thrust features, as well as adductors and abductor
- Top layers of visco foam add optimal support and comfort
- Standard dimensions shown in table
- The standard dimension for D = 1/3 of functional depth, unless you specify otherwise
- Standard Taper = 2" base dimension
- Fully customizable if needed
- Full width or drop in

Description	Part Number
Contoured Seat with Pelvic & Leg Wells	71029

CONTOURED SEAT WITH  
PELVIC & LEG WELLS

A = Seat Depth	
B = Frame Width	

Contoured w/Pelvic & Leg Wells	C	F	G	H	I	J	D
Shallow (1/2" riser, 1/2" wedge)	2.5	2	2	2.5	0.5	1.5	
Medium (1" riser, 1/2" wedge)	3	2	2.5	3	0.5	1.5	
Deep (1" riser, 1" wedge)	3.5	2.5	2.5	3.5	1	1.5	



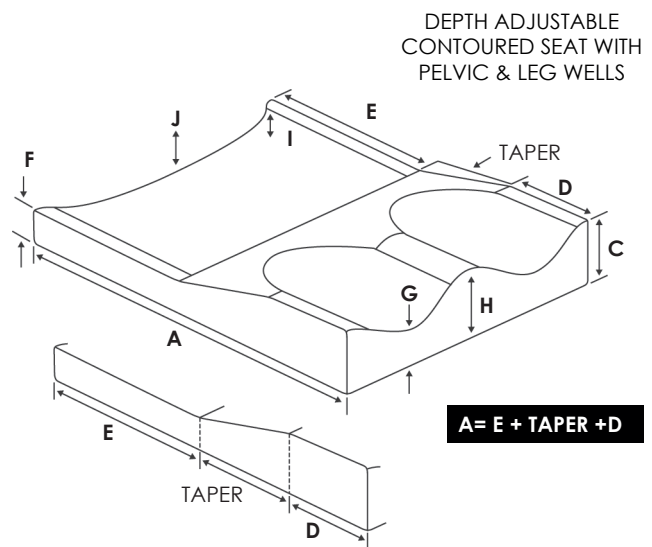
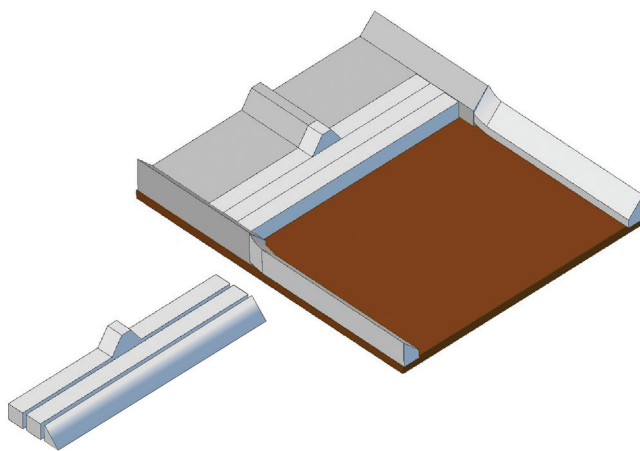
# Depth Adjustable Contoured Seat

## DEPTH ADJUSTABLE CONTOURED SEAT

### Features:


- Contoured seat with pelvic well that provides growth adjustment
- Top layers of visco foam add optimal support and comfort
- Six 1" removable growth blocks to maintain the correct relationship of back-to-pelvic ledge as the user grows or changes
- Zipper access makes adjustment easy
- Standard dimensions shown in table
- Can be ordered in custom dimensions

Description	Part Number
Depth Adjustable Contoured Seat	72050




A = Seat Depth	
B = Frame Width	

Depth Adjustable Contoured	C	F	G	H	I	J	D
Shallow (1/2" riser, 1/2" wedge)	2.5	2	2	2.5	0.5	1.5	
Medium (1" riser, 1/2" wedge)	3	2	2.5	3	0.5	1.5	
Deep (1" riser, 1" wedge)	3.5	2.5	2.5	3.5	1	1.5	



ADD OR REMOVE  
FOAM BLOCKS TO  
ADJUST DEPTH



CUSTOM SEATING

BODY POSITIONING

WHEELCHAIR TRAYS

ASSISTIVE TECHNOLOGY

PATIENT TRANSFER



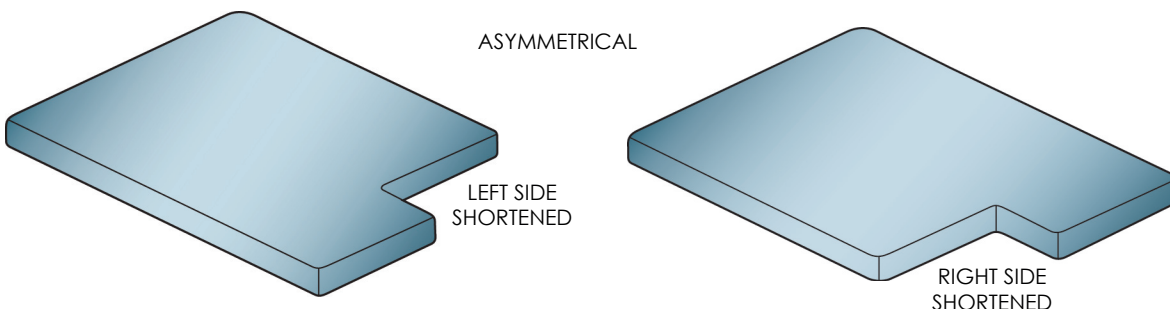
## Seat Modifications

### ASYMMETRICAL, LEFT OR RIGHT SIDE SHORTENED

**Features:**

- Shortens left or right side of seat to adjust for leg length discrepancies
- Optional abductor t-nuts are spaced 1" apart

Description	Part Number
Leg Length Differential, Right or Left	71008

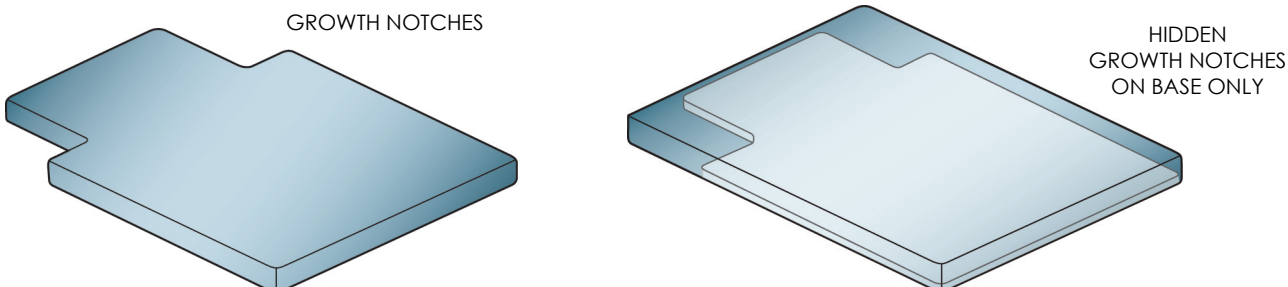


### GROWTH NOTCHES

**Features:**

- Rear cutouts allow for seat to be positioned between the uprights of the wheelchair
- Seat may be moved forward to create more seat depth
- Base only notches are hidden when not needed, foam and cover are not notched. Compress foam and cover to form notches.

Description	Part Number
Growth Notches	71009
Hidden Growth Notches (Base Only)	71085

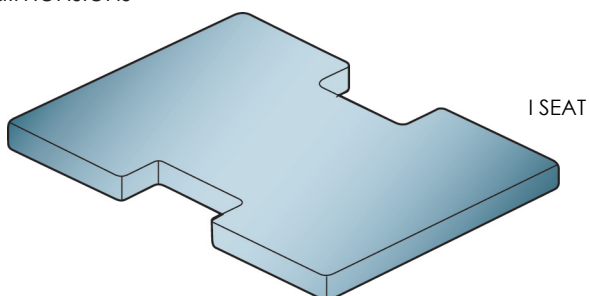


### I SEAT

**Features:**

- Center cutouts in base allow for seat to be positioned on a folding wheelchair frame
- Please provide cutout dimensions

Description	Part Number
I Seat	71026



# Seat Modifications

## COVER MODIFICATIONS

### TheraVent Air Mesh Fabric

allows ventilation, evaporation, and comfort to an individual

- **Breathable** - allows air circulation and body temperature regulation
- **Moisture Absorbing** - moves it away from the body
- **Latex Free** - Polyester-Nylon-Lycra blend allows stretch-ability
- **Non-Neoprene** - ideal for those who are allergic to neoprene

### Meets certain requirements

- **CAL117** - Fire resistant
- **Durable** - Above 20,000 multidirection rubs/Martindale Method
- **Hypo-allergenic** - Neoprene alternative
- **Fast Drying**

### Available where breathability is desired

- **Seating Systems** - recommended for use on contact surfaces, backrests, and can be used on seats but may take a compression set after repeated use, losing some resilience
- **Lateral Supports** - recommended



THERAVENT FABRIC

### Duraflex™ Incontinence Liner protects the core materials of foam and base

- Placed as an envelope around the foam and base, the liner is contained under the outer cover
- A sealed four-way stretch plastic material that is impervious to liquids to extend the usable life of foam and base materials
- Offered as a modification to any Seat or Back



DURAFLEX LINER



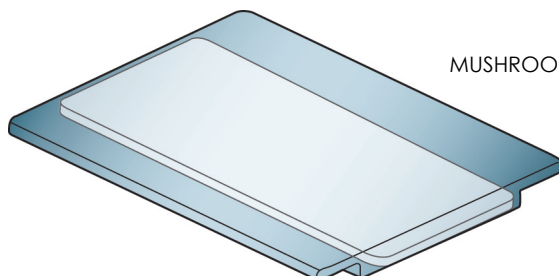
## FOAM MODIFICATIONS



DIMENSIONS™ GEL

WE USE

**SynerGel™**  
*Dynamic Floatation Polymer*



MUSHROOM FOAM

Description	Part Number
<b>Additional Visco Foam</b>	
1/2" X-Soft, Soft or Medium Foam	71016
1" X-Soft, Soft, Medium or Firm Foam	71017
1 1/2" X-Soft, Soft, Medium or Firm Foam	71015
2" X-Soft, Soft, Medium or Firm Foam	70139
2 1/2" X-Soft, Soft, Medium or Firm Foam	70140
3" X-Soft, Soft, Medium or Firm Foam	70141
<b>Additional Pudgee Foam</b>	
1/2" Foam	71018
1" Foam	71019
<b>Substitute Poly Foam for standard Visco Foam</b>	72062
Additional Poly Foam (1/2", 1", 1 1/2", 2")	72062
<b>Dimensions™ Gel Overlay</b>	
14" x 14" or less	71099
Greater than 14" x 14", up to 18" x 18"	71095
Greater than 18" x 18", up to 20" x 20"	71096
Greater than 20" x 20"	71097
<b>Mushroom Foam for seat</b>	71032
<b>SunMate® Foam-In-Place Kits</b>	
1/2 unit w/molding bag	50224
1 unit w/molding bag	50226
1 1/2 unit w/molding bag	50228

CUSTOM SEATING

BODY POSITIONING

WHEELCHAIR TRAYS

ASSISTIVE TECHNOLOGY

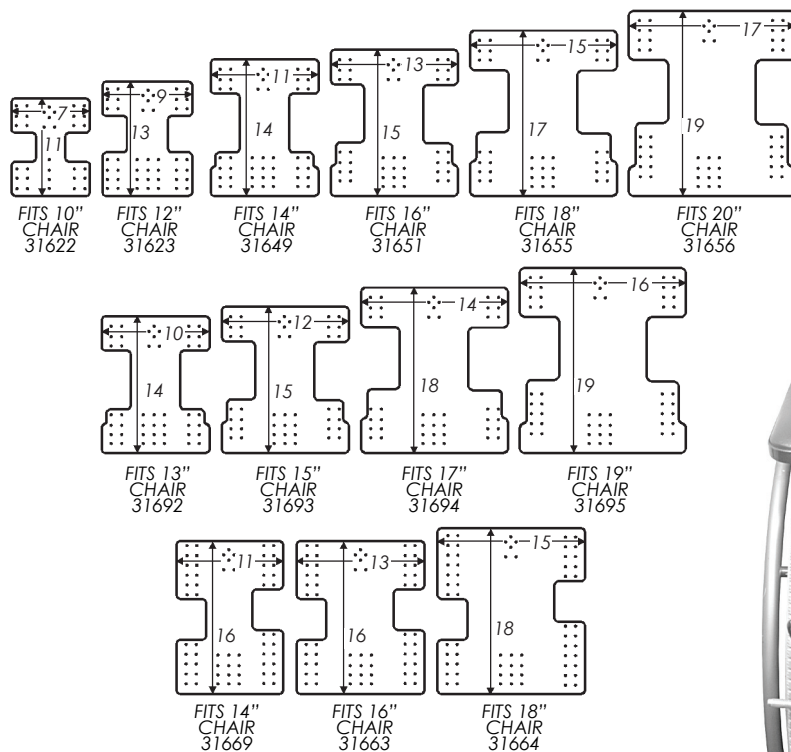
PATIENT TRANSFER

## Solid Seat Base & Hardware

### STANDARD SOLID DROP SEATS

#### Features:

- Made of 1/2" thick 9-ply birch wood, painted black
- Comes with sixteen 1/4-20 t-nuts that you install into the pre-drilled holes
- Abductor holes and hinge holes also pre-drilled
- Drop Hardware sold separately



Description	Part Number
<b>Drop Seat</b>	
For chair with 10" wide seat	31622
For chair with 12" wide seat	31623
For chair with 13" wide seat	31692
For chair with 14" wide seat	31649
For chair with 15" wide seat	31693
For chair with 16" wide seat	31651
For chair with 17" wide seat	31694
For chair with 18" wide seat	31655
For chair with 19" wide seat	31695
For chair with 20" wide seat	31656
<b>Extra Long Drop Seat</b>	
For chair with 14" wide seat	31669
For chair with 16" wide seat	31663
For chair with 18" wide seat	31664
<b>Custom I Solid Drop Seat</b>	
Made to your specifications	Quote



### SOLID SEAT INSERTS

#### Features:

- Made of 3/8" thick 7-ply birch with clear melamine surface
- No pre-drilled holes or t-nuts




Description	Part Number
<b>Solid Seat Insert</b>	
16" x 16"	31640
16" x 18"	31641
18" x 18"	31411

## Solid Seat Base & Hardware

### FIXED DROP KITS

#### Features:

- Each kit includes 4 drop hooks, 8 bolts with Patchlock™ and 8 washers
- Drop hooks are slotted 1" on center
- Use with Frame Hardware Kit (bottom of page, sold separately)



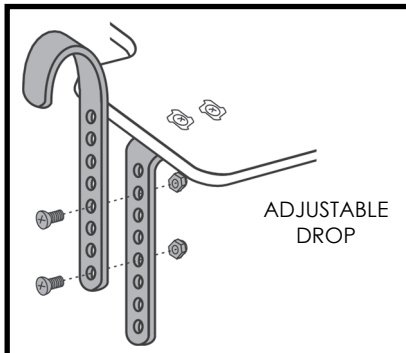
Description	Part Number
<b>For chair with 7/8" tubes</b>	
1" Drop	32617H
2" Drop	32618H
<b>For chair with 1" tubes</b>	
1" Drop	32603H
2" Drop	32604H

USE WITH FRAME HARDWARE KIT  
AT BOTTOM OF PAGE --  
NOT INCLUDED, PURCHASE SEPARATELY

### ADJUSTABLE DROP KITS

#### Features:

- Each kit includes 4 J-brackets, 4 L-brackets, 8 bolts and locking nuts, and 8 bolts with Patchlock™ and washers
- L-brackets are slotted 1" on center
- Use with Frame Hardware Kit (below, sold separately)



USE WITH FRAME HARDWARE KIT BELOW --  
NOT INCLUDED, PURCHASE SEPARATELY

Description	Part Number
<b>For chair with 7/8" tubes</b>	32517
<b>For chair with 1" tubes</b>	32518



### FRAME HARDWARE KIT FOR DROP KITS

#### Features:

- Fits both 7/8" and 1" tubes
- Kit includes 2 universal rail locks and 2 seat swing tabs
- NOTE: Do not overtighten! When tightening Rail Locks and Swing Tabs onto tubing, the two halves DO NOT TOUCH.

Description	Part Number
<b>Fits 7/8" and 1" tubes</b>	50474



CUSTOM SEATING

BODY POSITIONING

WHEELCHAIR TRAYS

ASSISTIVE TECHNOLOGY

PATIENT TRANSFER



# WC-20 Transit Seating

## Therafin WC-20 Transit Seating Requirements

Therafin WC-20 Custom Transit Seating meets the requirements of the ANSI/RESNA WC-20 Wheelchair Seat Transit Standard. Proper labeling and Owner's Manual is included with every system

- The entire system **MUST** be ordered from the start as a Transit System
- Our Transit Seating **MUST** be used in combination with a WC-19 wheelchair and J2240 WTORS tie-down system
- Seats and Backs **MUST** be made with our standard 1/2" plywood base
- The Mounting Hardware used **MUST** be selected from the part numbers shown here
- The Mounting Hardware includes a pin that **MUST** be installed prior to a transit condition
- The Transit System **MUST** be installed according to the instructions in the Owner's Manual
- User **MUST** weigh between 48 and 250 lbs
- A Head Support **MUST** be used with any Transit back
- If you do not select one of our head supports\*, you **MUST** select one from a manufacturer who has tested to the WC-20 Standard (\*Therafin Flipdown and Basic Headrest Hardware are not for WC-20)

### TRANSIT MODIFICATIONS

Description	Part Number
Seat	72054
Back	72055

#### Seat Only Select Transit Seat Hardware

Description	Part Number
2 Knob Wrap Around Seat Hardware	51077
4 Knob Wrap Around Seat Hardware	51078
2 Knob Wrap Around Seat Hardware for 1 3/8" tubing	51094
4 Knob Wrap Around Seat Hardware for 1 3/8" tubing	51095

#### Back Only Select Transit Back Hardware

Description	Part Number
4 Knob Wrap Around Back Hardware	51076

Unless otherwise noted,  
WC-20 Hardware fits  
both 7/8" and 1" tubing

THIS SEATING DEVICE CONFORMS WITH THE REQUIREMENTS OF ANSI/RESNA WC-20. THIS SEATING DEVICE HAS BEEN IMPACT TESTED IN A FORWARD FACING ORIENTATION WITH AN ANATOMICAL TEST DUMMY RESTRAINED WITH PELVIC AND UPPER TORSO RESTRAINTS CONFORMING WITH SAE STANDARD J2249.

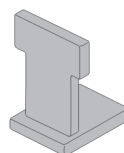


WARNING - READ THE OWNERS MANUAL BEFORE OPERATING THIS SEATING DEVICE OR USING IT AS A SEAT IN A MOTOR VEHICLE. PLEASE READ AND COMPLY WITH ALL INSTRUCTIONS FOR USE. YOU SHOULD ALSO READ AND UNDERSTAND THE INSTRUCTIONS PROVIDED BY THE WHEELCHAIR MANUFACTURER. ALWAYS CONSULT YOUR MOBILITY SUPPLIER, CLINICIAN, TRAINED PROFESSIONAL OR THERAFIN CORPORATION WITH ANY QUESTIONS REGARDING OPERATION OF THIS PRODUCT.



Seat AND Back Select Transit Seat AND Back Hardware	
Description	Part Number
<b>Seat Hardware</b>	
2 Knob Wrap Around Seat Hardware	51077
4 Knob Wrap Around Seat Hardware	51078
<b>Back Hardware</b>	
4 Knob Wrap Around Back Hardware	51076

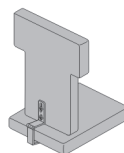
Seat AND Back with Seat-To-Back Hinge Select Transit Seat AND Back Hardware	
Description	Part Number
<b>Seat Hardware</b>	
2 Knob Wrap Around Seat Hardware	51077
4 Knob Wrap Around Seat Hardware	51078
<b>Back Hardware</b>	
2 Knob Wrap Around Back Hardware with Flush Seat-To-Back Hinges	51082
2 Knob Wrap Around Back Hardware with 2" Rise 1" Depth Hinge	51083
2 Knob Wrap Around Back Hardware with 2" Rise 2" Depth Hinge	51084
2 Knob Wrap Around Back Hardware with 2" Rise 3" Depth Hinge	51085
2 Knob Wrap Around Back Hardware with 3" Rise 1" Depth Hinge	51086
2 Knob Wrap Around Back Hardware with 3" Rise 2" Depth Hinge	51087
2 Knob Wrap Around Back Hardware with 3" Rise 3" Depth Hinge	51088
2 Knob Wrap Around Back Hardware with 2 Depth-Adjustable Hinges	51089
2 Knob Wrap Around Back Hardware with Depth-Adjustable Hinge	51090



**-- FOR MORE INFORMATION --**

Read Therafin's WC-20 Solution **White Paper**. The PDF link is at <http://tinyurl.com/WC-20whitepaper>

**VGM CEU Course** - Overview of the RESNA Wheelchair Transit Standards (Pete Cionitti, Chris Reidmiller)  
For more information about our CEU course: [Sales@Therafin.com](mailto:Sales@Therafin.com)



*Unless otherwise noted,  
WC-20 Hardware fits  
both 7/8" and 1" tubing*

CUSTOM SEATING

BODY POSITIONING

WHEELCHAIR TRAYS

ASSISTIVE TECHNOLOGY

PATIENT TRANSFER



THIS SEATING SYSTEM CONFORMS TO ANSI/RESNA WC-20, AND SHOULD BE USED WITH A WHEELCHAIR BASE WHICH COMPLIES WITH THE PERFORMANCE REQUIREMENTS OF ANSI/RESNA WC-19. THE WHEELCHAIR BASE MUST HAVE SECUREMENT POINTS AND PELVIC ANCHORAGES.

SEATING SYSTEMS MANUFACTURED BY THERAFIN THAT COMPLY WITH WC-20 CONSIST OF A SEAT AND/OR BACK WITH VARIOUS POSITIONING ACCESSORIES: THE DIAGRAM BELOW DEPICTS THOSE ITEMS THAT ARE INTENDED FOR USE IN TRANSPORT.

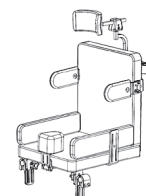
THIS SEATING SYSTEM IS INTENDED FOR USE IN A FORWARD FACING POSITION WHEN TRANSPORTED IN A MOTOR VEHICLE.

THE WHEELCHAIR USED IN TESTING IS A SURROGATE (GENERIC) BASE MEETING THE REQUIREMENTS OF WC-20.

WC-20 REQUIRES A RATING FOR ACCOMMODATING VEHICLE ANCHORED OCCUPANT RESTRAINTS. THE RATING IS BASED UPON THE FOLLOWING CHART DERIVED FROM EIGHT MEASURES OF OCCUPANT RESTRAINT EASE OF USE AND PERFORMANCE WHEN USED WITH THIS SEATING SYSTEM:

A= EXCELLENT = SCORE OF 17 - 20  
B= GOOD = SCORE OF 13 - 16  
C= FAIR = SCORE OF 9 - 12  
D= POOR = SCORE OF 0 - 8

THERAFIN SEATING SYSTEMS HAVE A RATING OF:  
B= GOOD



## Custom Back

Throughout this catalog all dimensions are nominal, manufactured according to our tolerances. All specifications are subject to change without notice.

### General Back Information

- A 1/2" plywood base, with 1" radius on the outside corners and 9/16" radius on the inside corners
- The 1/4-20 t-nuts are inserted into 5/16" holes
- Visco foam is standard. 1 1/2" soft visco foam glued to plywood base. The back of the plywood is chamfered.
- Reverse Dartex®, smooth side on contact surface
- Black vinyl is standard on non-contact surfaces. Color vinyl is available.
- All Backs include zipper closure. You select top or bottom zipper placement when ordering.
- Monogram: Centered on upper 1/3 of cover. Available in **BLOCK** or *Script*, in a variety of colors.
- R Back Full Width Hardware: Three rows of 1/4-20 t-nuts starting 1" from the top edge, then 1" on center
- T/I Back Full Width Hardware: Two rows of 1/4-20 t-nuts starting 1" from the top edge, then 1" on center
- R/T/I Back Between Canes Hardware: Two rows of 1/4-20 t-nuts starting 1" from the top edge, then 1" on center
- Hinge Hardware: A matrix of three rows wide by four rows deep of 1/4-20 t-nuts spaced 1" on center beginning 1" from bottom edge of seat. The middle row or t-nuts is centered on the center line of the seat width.
- Headrest: Six 1/4-20 t-nuts spaced 1 7/8" on center based on the center line of the back width, starting 2" from the top and 1" on center going down. Two t-nuts centered and placed 1/2" and 5 1/2" from the top of the base (flip-down headrest).

### R BACK = RECTANGULAR BACK

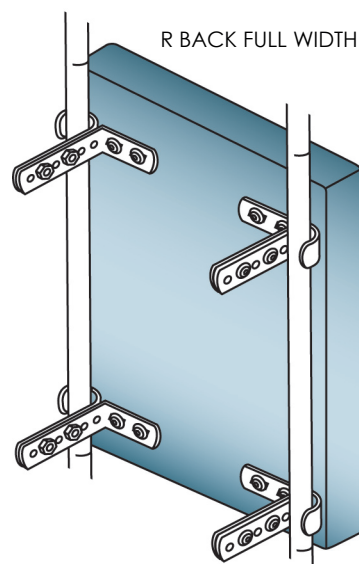
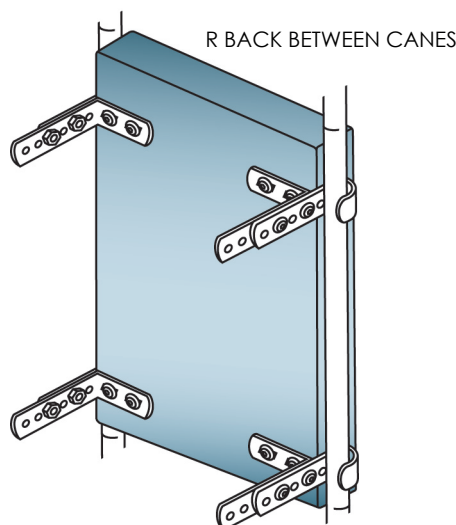
#### R Back Between Canes Features:

- Designed 2 3/4" to 3 3/8" narrower than the chair width, depending on the choice of hardware, to fit between the upright canes

#### R Back Full Width Features:

- Designed to fit in front of the upright canes
- This basic design works well with swingaway lateral thoracic supports

Description	Part Number
R Back Between Canes	50030
R Back Full Width	50020





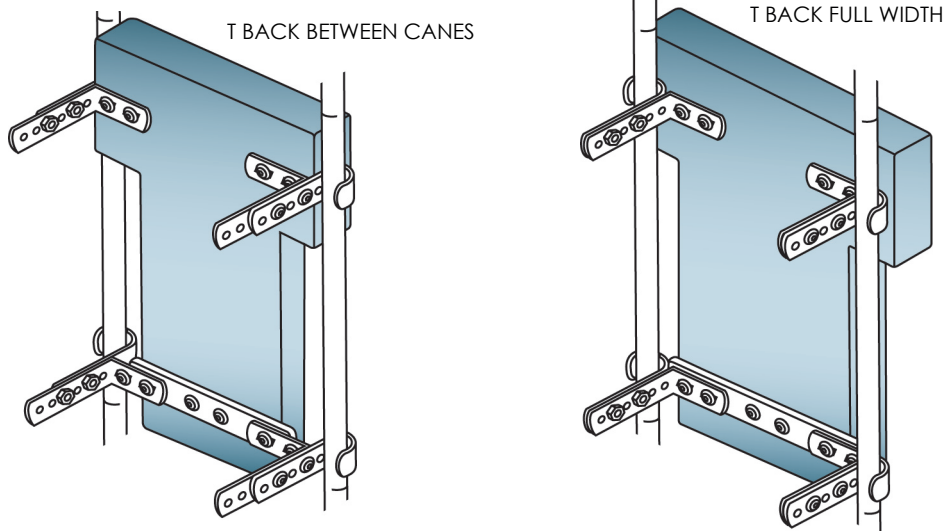
**Back****T BACK****T Back Between Canes Features:**

- Designed 2 3/4" to 3 3/8" narrower than the chair width, depending on the choice of hardware, to fit between the upright canes
- Use Spreader Bar (sold separately, page 31) to attach the lower part of the back to the frame
- This back configuration allows you to use fixed lateral supports

Description	Part Number
T Back Between Canes	50000
T Back Full Width	50010

**T Back Full Width Features:**

- Designed to fit in front of the upright canes
- This back configuration allows you to use fixed lateral supports

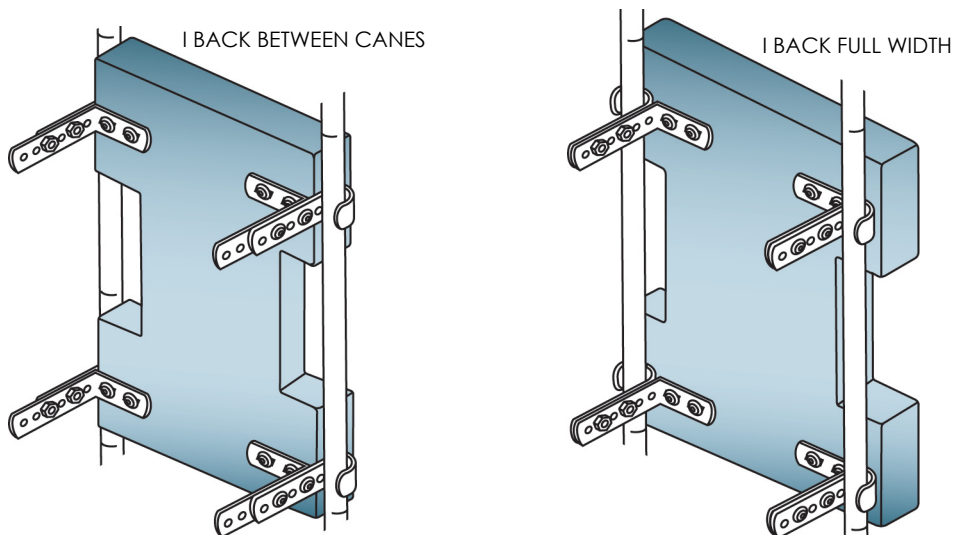
**I BACK****I Back Between Canes Features:**

- Designed 2 3/4" to 3 3/8" narrower than the chair width, depending on the choice of hardware, to fit between the upright canes
- This back configuration allows you to use fixed lateral supports

Description	Part Number
I Back Between Canes	50015
I Back Full Width	50005

**I Back Full Width Features:**

- Designed to fit in front of the upright canes
- This back configuration allows you to use fixed lateral supports



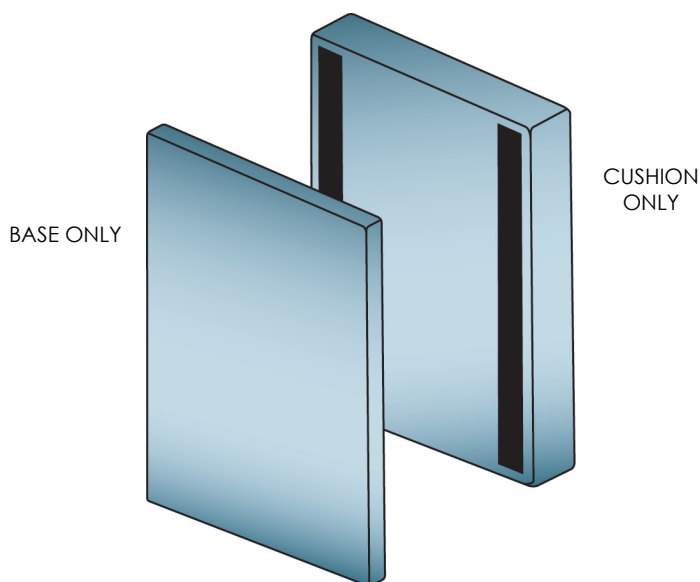
## Back Modifications

### CUSHION ONLY OR BASE ONLY

**Features:**

- These are custom items, billed as E2609
- Cushion Only is 1 1/2" soft visco foam, with reverse Dartex® and vinyl cover that has hook and loop attachment on the back side
- Base Only is 1/2" plywood with 1/4-20 t-nuts, with vinyl cover that has hook and loop attachment on the front side

Description	Part Number
<b>Cushion Only</b>	
R Back	71080
T Back	71081
I Back	71079
<b>Base Only</b>	
R Back	71077
T Back	71078
I Back	71056

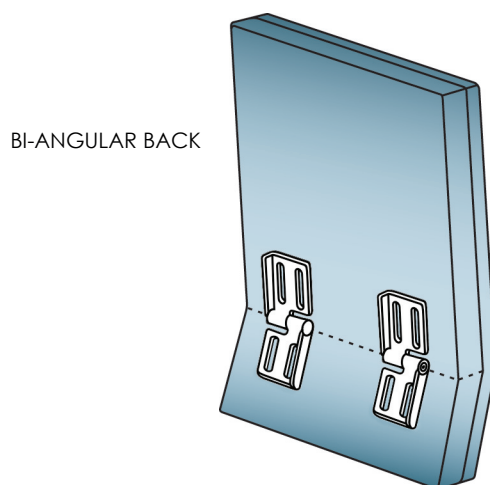


### BI-ANGULAR BACK

**Features:**

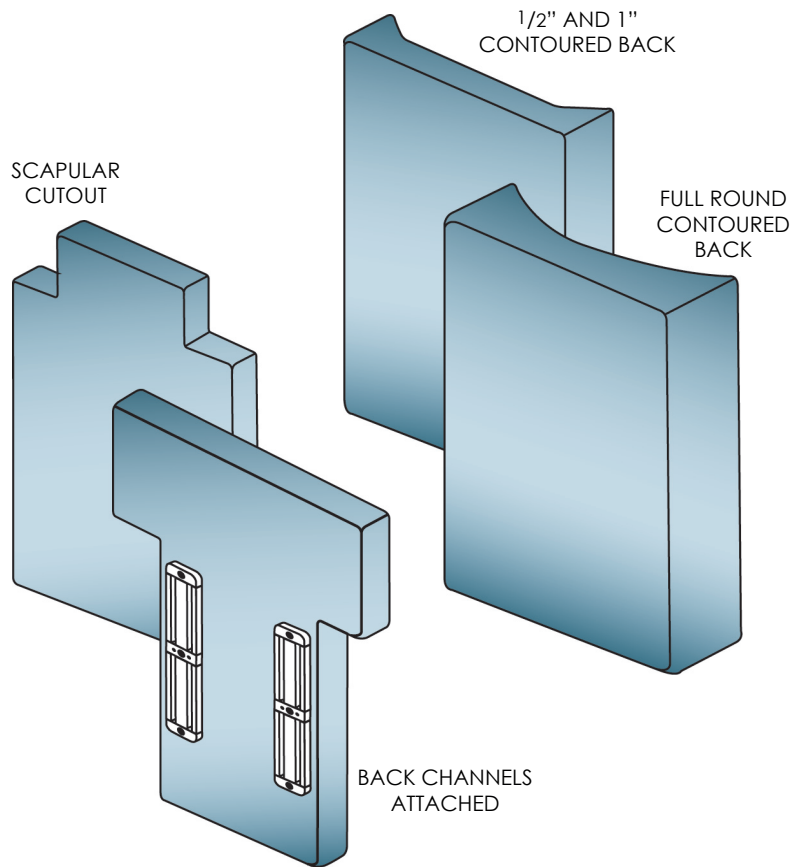
- A 1/2" full piece over 1" split soft visco foam
- Has 1/4-20 t-nuts, Dartex® and naugahyde one-piece cover
- Backs 12" or wider\* have two Locking Hinges, backs less than 12"\* have one centered Locking Hinge (\*finished size)

Description	Part Number
<b>Bi-Angular Back</b>	71050



## Back Modifications

### FOAM MODIFICATIONS



Description	Part Number
<b>Contoured Back, 1/2"</b>	71002
<b>Contoured Back, 1"</b>	71003
<b>Full Round Contoured Back</b>	71004
<b>Additional Visco Foam</b>	
1/2" X-Soft, Soft or Medium Foam	71016
1" X-Soft, Soft, Medium or Firm Foam	71017
1 1/2" X-Soft, Soft, Medium or Firm Foam	71015
2" X-Soft, Soft, Medium or Firm Foam	70139
2 1/2" X-Soft, Soft, Medium or Firm Foam	70140
3" X-Soft, Soft, Medium or Firm Foam	70141
<b>Additional Pudgee Foam</b>	
1/2"	71018
1"	71019
<b>Substitute Poly Foam for standard Visco Foam</b>	72062
Additional Poly Foam ( 1/2", 1", 1 1/2", 2" )	72062
<b>Gel Overlay</b>	
14" x 14" or less (Dimensions™)	71099
Greater than 14" x 14", up to 18" x 18" (Dimensions™)	71095
18" x 18" or less 1/4", 1/2"	71095, 71020
Greater than 18" x 18", up to 20" x 20" 1/4", 1/2", Dimensions™	71083, 71021, 71096
Greater than 20" x 20" 1/4", 1/2", Dimensions™	71084, 71022, 71097
<b>Mushroom Foam for back</b>	71032
<b>SunMate® Foam-In-Place Kits</b>	
1/2 unit w/molding bag	50224
1 unit w/molding bag	50226
1 1/2 unit w/molding bag	50228
<b>Grid Back Foam, 2"</b>	71074
<b>Grid Back Foam, 3"</b>	71091



**TheraVent Air Mesh Fabric (above) allows ventilation, evaporation, and comfort to an individual**

For expanded information about TheraVent Air Mesh Fabric and Duraflex™ Incontinence Liner, page 7

**Duraflex™ Incontinence Liner (below) protects the core materials of foam and base**



### COVER MODIFICATIONS

Description	Part Number
<b>Zipper on bottom</b>	71005
<b>Dartex® (knit side out)</b>	71006
<b>Gusset change for Foam-In-Place</b>	71007
<b>TheraVent air mesh fabric</b>	72064
<b>Duraflex™ Incontinence Liner</b>	72057
<b>Color Upholstery (for contact or non-contact surfaces)</b>	
Blue, Pink, Red, Green, Purple, Teal, Grey, Raspberry, Yellow, Monster Green, Fizzy Cola, Very Cherry, Cinnamon Spice, Island Blue, Pretty In Pink, Orangesicle	

### OTHER BACK MODIFICATIONS

Description	Part Number
<b>Scapular Cutouts</b>	71035
<b>Custom I Back Dimensions</b>	71011
<b>Custom T Back Dimensions</b>	71013
<b>Back Channels Attached (includes channels, page 46)</b>	71025

CUSTOM SEATING

BODY POSITIONING

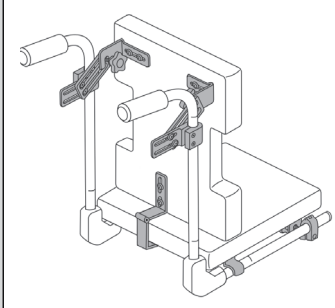
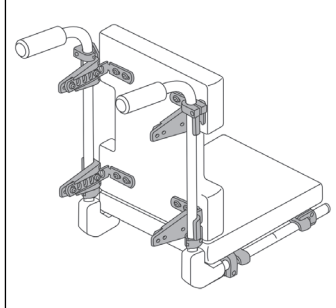
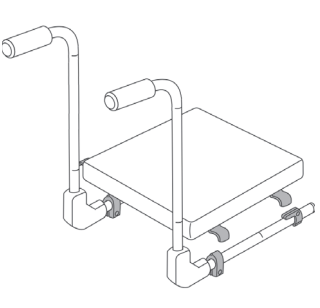
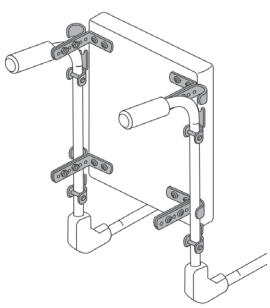
WHEELCHAIR TRAYS

ASSISTIVE TECHNOLOGY

PATIENT TRANSFER



## CHOOSING SEAT & BACK HARDWARE

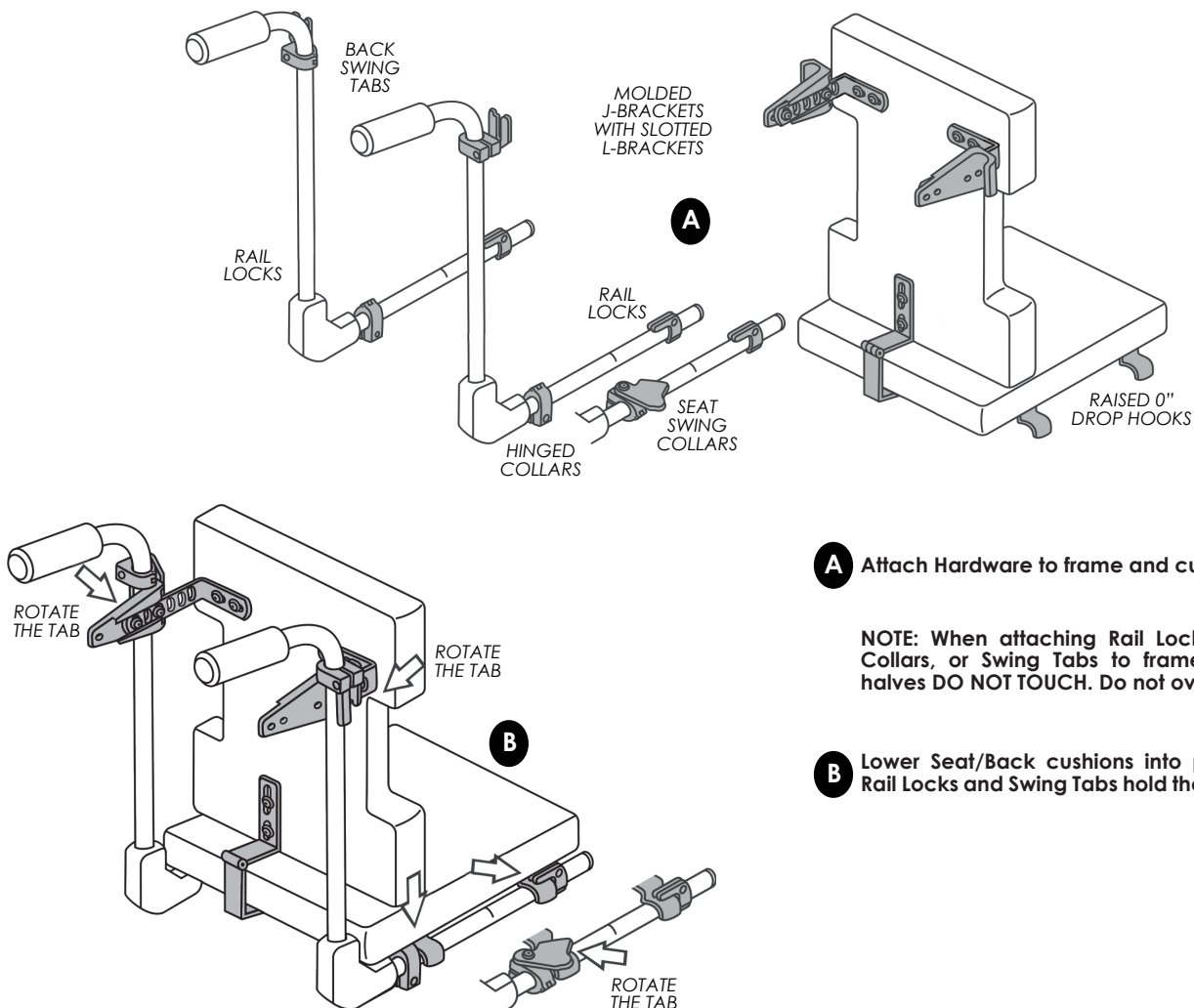
Hinged Seat To Back Hardware, pgs. 16-21	Seat And Back Hardware, pgs. 22-23	Seat Hardware, pgs. 24-26	Back Hardware, pgs. 27-30
			

## Hinged Seat To Back Hardware Kits

### MOLDED J&L BACK / DROP HOOK SEAT / GROWTH HINGE HARDWARE KITS

#### Features:

- Back kit fits 7/8", 1" and 1 1/8" tubing, and includes 2 molded J-brackets with slotted L-brackets, 2 hinged swing tabs, 8 bolts and washers
- Seat kit fits 7/8" and 1" tubing, and includes combinations of universal rail locks, hinged collars, and swing tabs, and also includes 4 raised zero drop hooks, 16 bolts and washers
- Attach and adjust a seat and back as a single hinged unit



**A** Attach Hardware to frame and cushions.

NOTE: When attaching Rail Locks, Hinged Collars, or Swing Tabs to frame, the two halves DO NOT TOUCH. Do not overtighten!

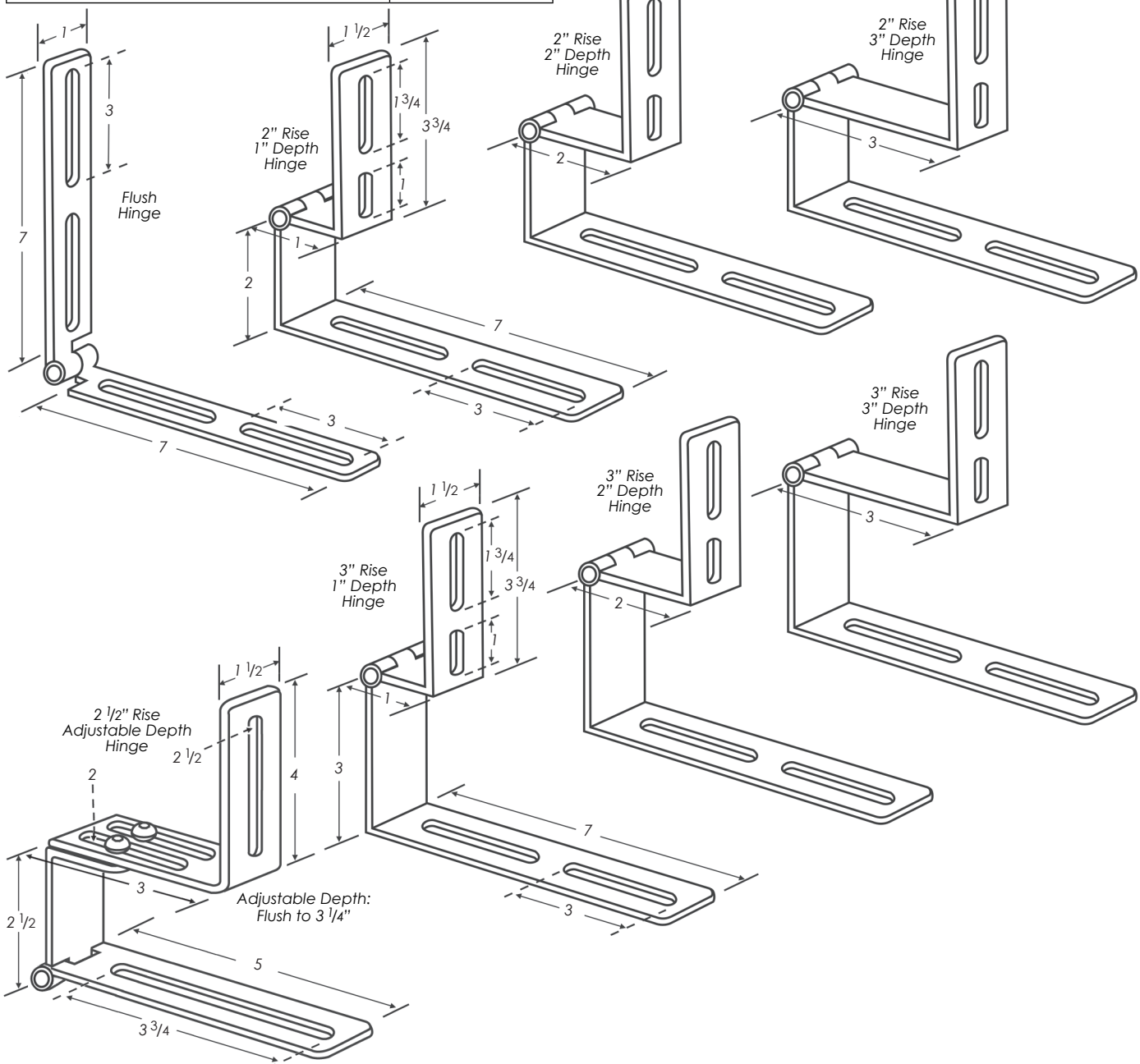
**B** Lower Seat/Back cushions into place. The Rail Locks and Swing Tabs hold the cushions.

## Hinged Seat To Back Hardware Kits

**Choose a Back Kit and a Seat Kit. Give both part numbers when ordering.**  
**Each Back Kit includes the same hardware, but has a different Hinge.**

Description	Part Number
<b>Molded J&amp;L Back with Growth Hinge Kits</b>	
Flush Hinge Kit w/Back Hardware	51097
2" Rise 1" Depth Hinge Kit w/Back Hardware	51098
2" Rise 2" Depth Hinge Kit w/Back Hardware	51099
2" Rise 3" Depth Hinge Kit w/Back Hardware	51100
2 1/2" Rise Adjustable Depth Hinge Kit w/Back Hardware	51101
3" Rise 1" Depth Hinge Kit w/Back Hardware	51102
3" Rise 2" Depth Hinge Kit w/Back Hardware	51103
3" Rise 3" Depth Hinge Kit w/Back Hardware	51104

Description	Part Number
<b>Drop Hook Seat Kits</b>	
2 Rail Locks and 2 Hinged Collars	50364
2 Rail Locks and 2 Seat Swing Tabs	50394
2 Seat Swing Tabs and 2 Hinged Collars	50390
4 Rail Locks	50389



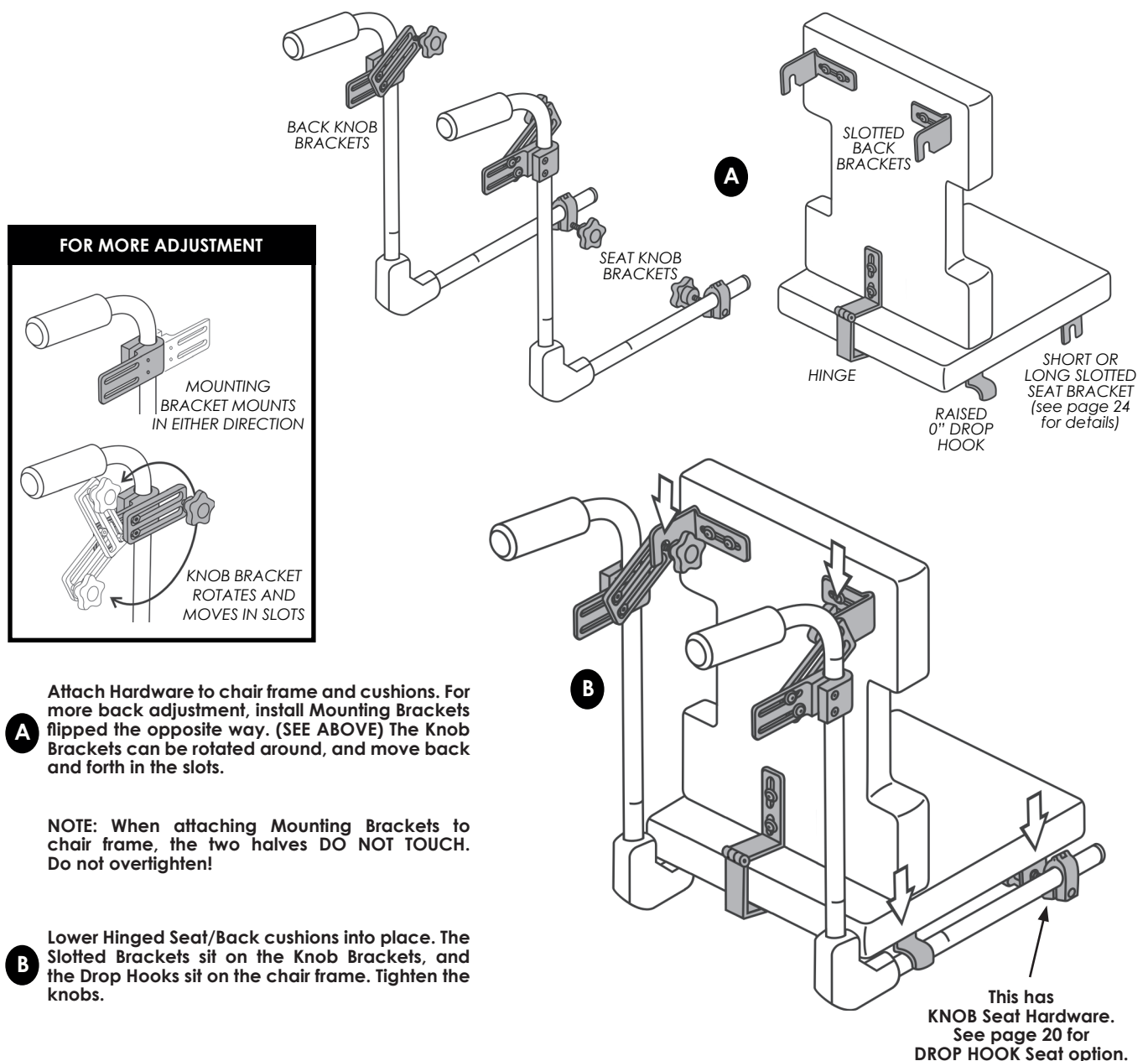
# Hinged Seat To Back Hardware Kits

## Knob Back Hardware with Knob Seat Hardware

### 2 KNOB BACK/ 2 KNOB SEAT/ GROWTH HINGE HARDWARE KITS

#### Features:

- One size fits 7/8" and 1" tubing
- Back kit includes 2 knob back mounting brackets, 2 slotted back brackets, 4 bolts and washers
- Seat kit includes 2 knob seat mounting brackets, 2 slotted seat brackets, hinge, 2 raised zero drop hooks, 16 bolts and washers
- Attach and adjust a seat and back as a single hinged unit





## Hinged Seat To Back Hardware Kits

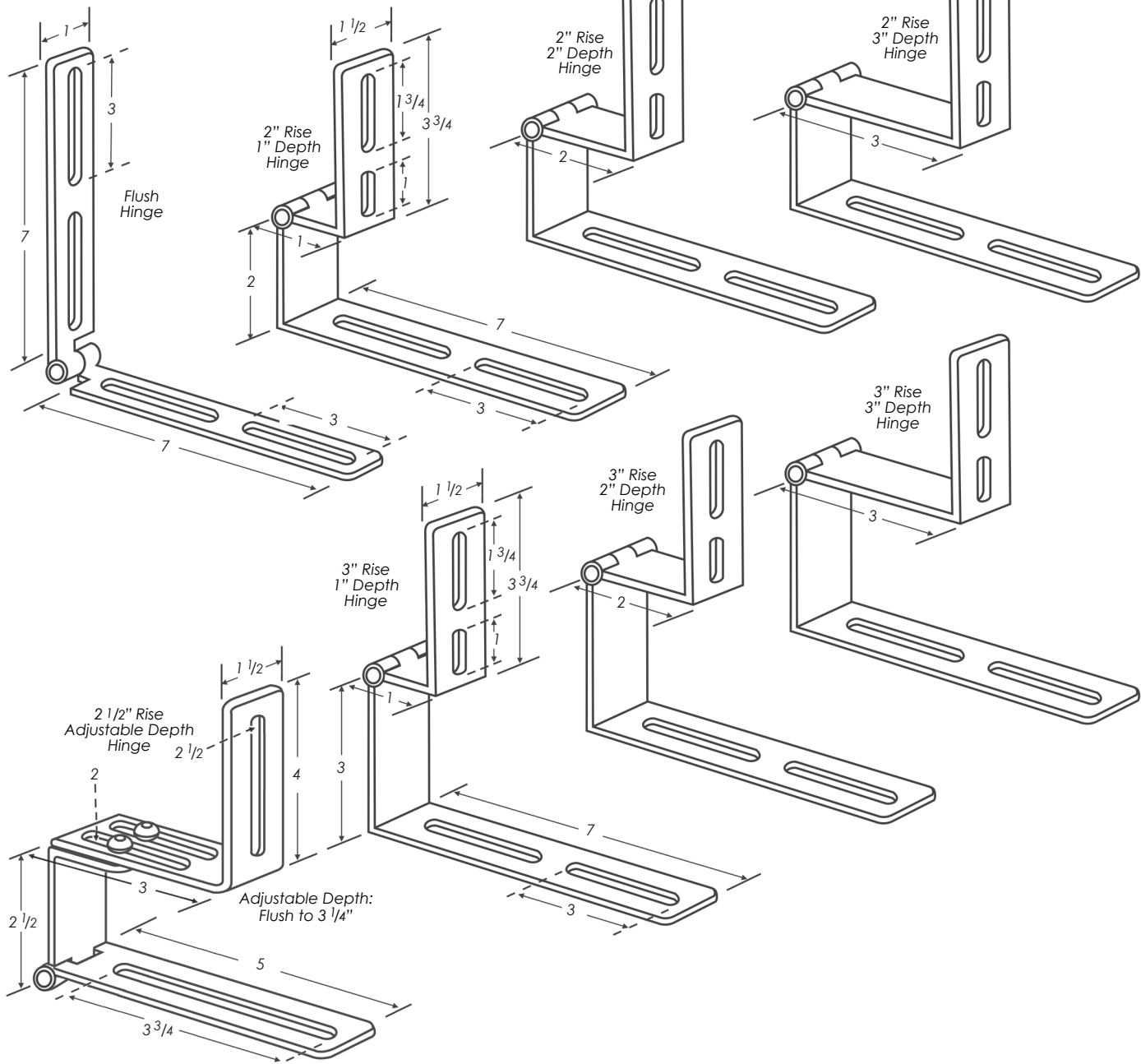
**Choose a Kit based on the Hinge. Each one of these Kits include the same Back & Seat Hardware, but have different Hinges. Give both part numbers when ordering.**

Description	Part Number
Flush Hinge Kit w/Back & Seat Hardware	50460 / 50405
2" Rise 1" Depth Hinge Kit w/Back & Seat Hardware	50461 / 50405
2" Rise 2" Depth Hinge Kit w/Back & Seat Hardware	50462 / 50405
2" Rise 3" Depth Hinge Kit w/Back & Seat Hardware	50463 / 50405
2 1/2" Rise Adjustable Depth Hinge Kit w/Back & Seat Hardware	51092 / 50405
3" Rise 1" Depth Hinge Kit w/Back & Seat Hardware	50464 / 50405
3" Rise 2" Depth Hinge Kit w/Back & Seat Hardware	50465 / 50405
3" Rise 3" Depth Hinge Kit w/Back & Seat Hardware	50466 / 50405

SEAT KIT 50405 HAS SHORT SLOTTED SEAT BRACKETS.

OPTIONAL LONG SLOTTED SEAT BRACKETS ARE AVAILABLE IN SEAT KIT 50470.

SEE PAGE 24 FOR MORE DETAILS ABOUT SLOTTED SEAT BRACKETS.



CUSTOM SEATING

BODY POSITIONING

WHEELCHAIR TRAYS

ASSISTIVE TECHNOLOGY

PATIENT TRANSFER

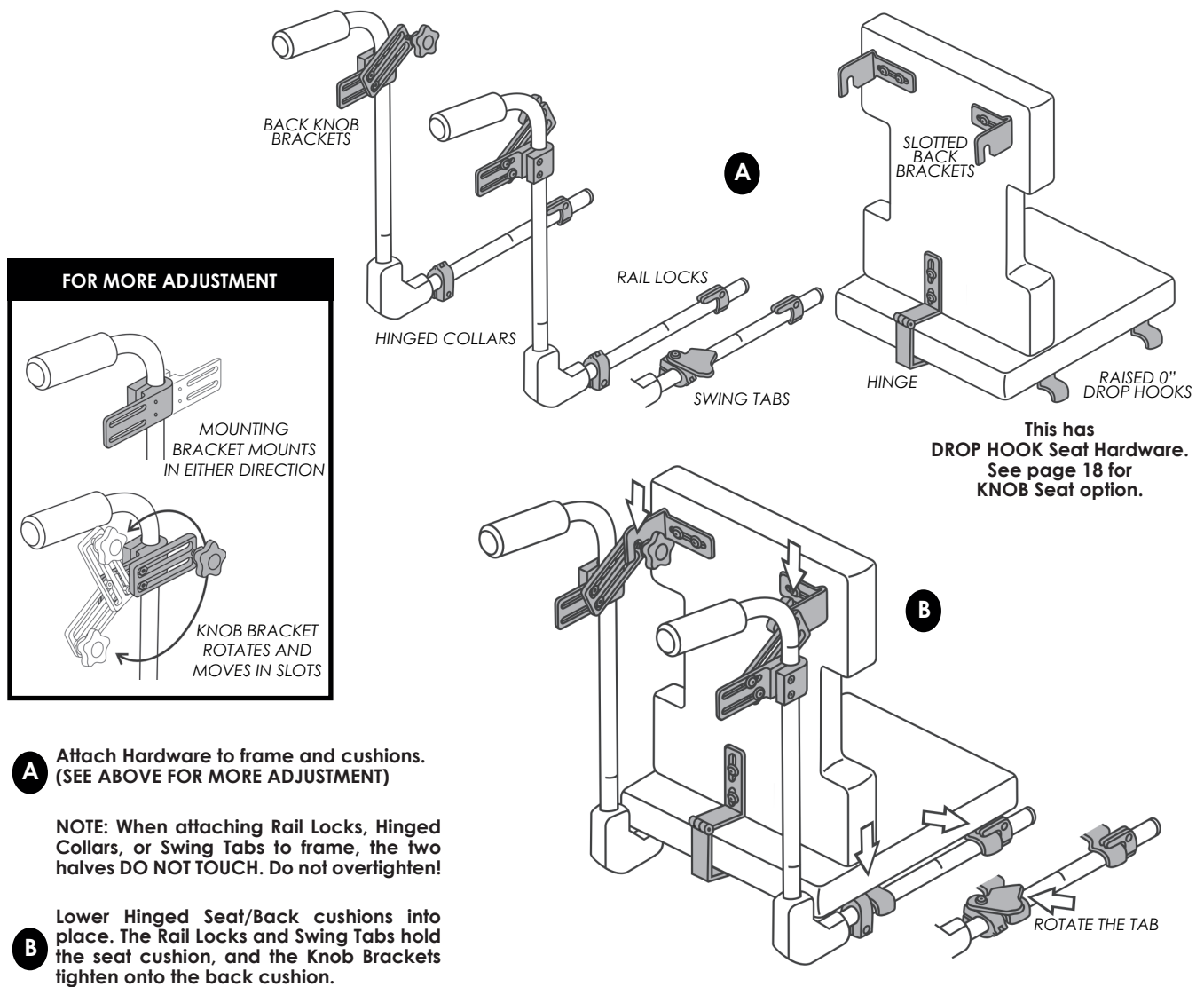
# Hinged Seat To Back Hardware Kits

## Knob Back Hardware with Drop Hook Seat Hardware

### 2 KNOB BACK / DROP HOOK SEAT / GROWTH HINGE HARDWARE KITS

#### Features:

- One size fits 7/8" and 1" tubing
- Back kit includes 2 knob back mounting brackets, 2 slotted back brackets, 4 bolts and washers
- Seat kit includes combinations of universal rail locks, hinged collars, and swing tabs, and also includes 4 raised zero drop hooks, 16 bolts and washers
- Attach and adjust a seat and back as a single hinged unit

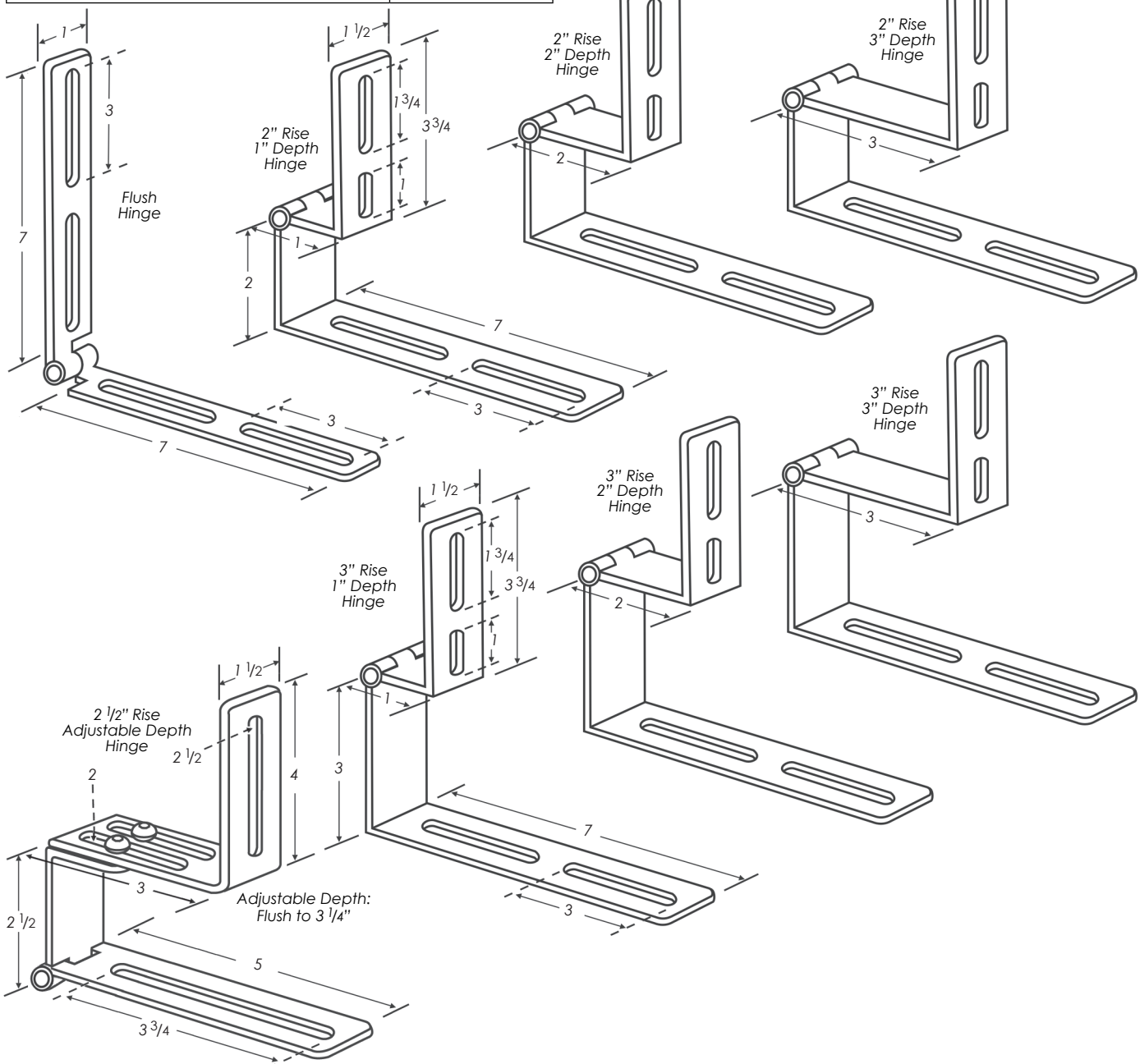


## Hinged Seat To Back Hardware Kits

**Choose a Back Kit and a Seat Kit. Give both part numbers when ordering.**  
**Each Back Kit includes the same hardware, but has a different Hinge.**

Description	Part Number
<b>2 Knob Back with Growth Hinge Kits</b>	
Flush Hinge Kit w/Back Hardware	50460
2" Rise 1" Depth Hinge Kit w/Back Hardware	50461
2" Rise 2" Depth Hinge Kit w/Back Hardware	50462
2" Rise 3" Depth Hinge Kit w/Back Hardware	50463
2 1/2" Rise Adjustable Depth Hinge Kit w/Back Hardware	51093
3" Rise 1" Depth Hinge Kit w/Back Hardware	50464
3" Rise 2" Depth Hinge Kit w/Back Hardware	50465
3" Rise 3" Depth Hinge Kit w/Back Hardware	50466

Description	Part Number
<b>Drop Hook Seat Kits</b>	
2 Rail Locks and 2 Hinged Collars	50364
2 Rail Locks and 2 Seat Swing Tabs	50394
2 Seat Swing Tabs and 2 Hinged Collars	50390
4 Rail Locks	50389





# Seat & Back Hardware Kits

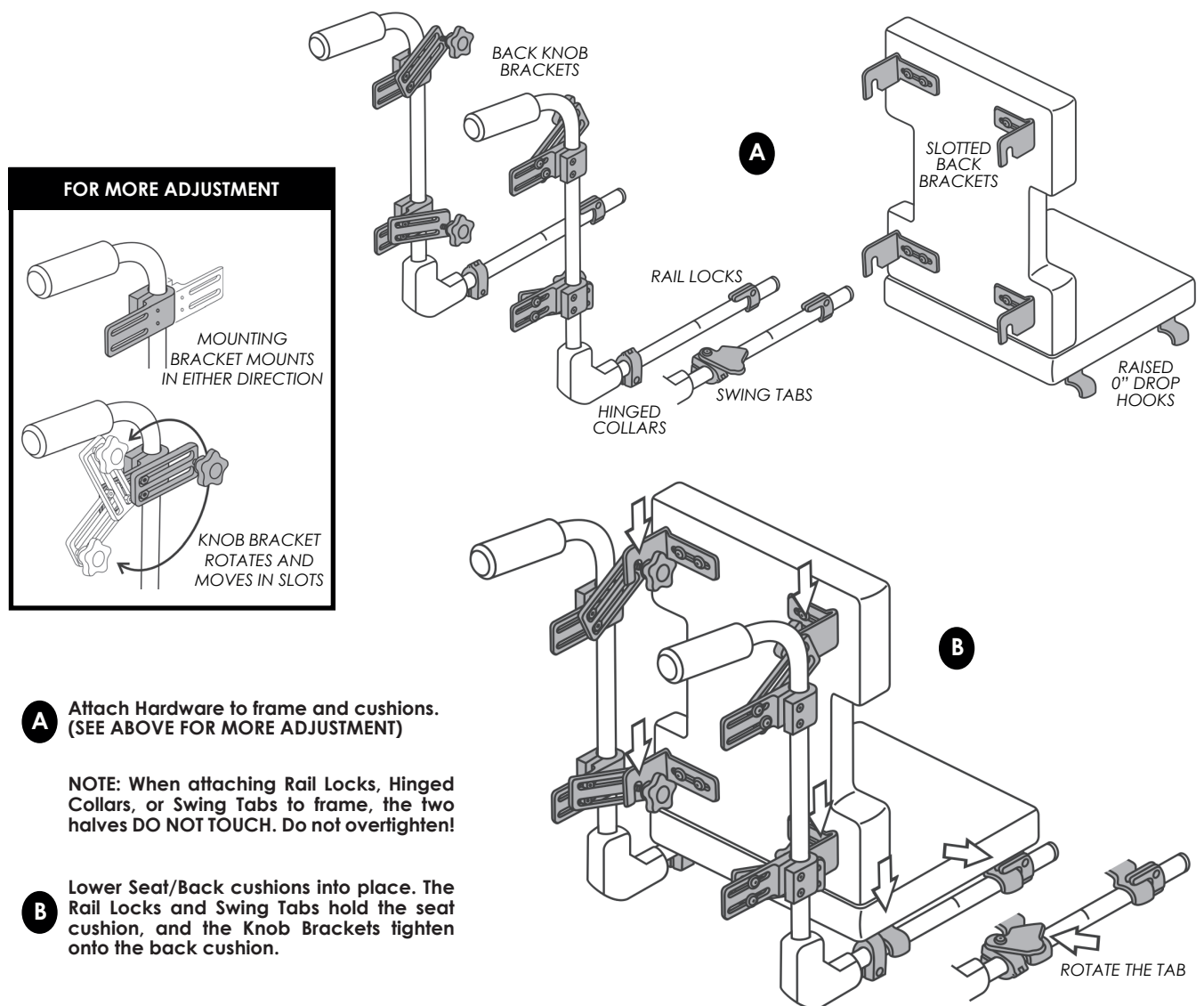
## 4 KNOB BACK / DROP HOOK SEAT HARDWARE KITS

### Features:

- One size fits 7/8" and 1" tubing
- Back kit includes 4 knob back mounting brackets, 4 slotted back brackets, 8 bolts and washers
- Seat kit includes combinations of universal rail locks, hinged collars, and swing tabs, and also includes 4 raised zero drop hooks, 16 bolts and washers

Description	Part Number
<b>4 Knob Back Kit</b>	
Back Hardware	50473
<b>Drop Hook Seat Kits</b>	
2 Rail Locks and 2 Hinged Collars	50364
2 Rail Locks and 2 Seat Swing Tabs	50394
2 Seat Swing Tabs and 2 Hinged Collars	50390
4 Rail Locks	50389

**Choose a Back Kit and a Seat Kit.  
Give both part numbers when ordering.**



## Seat & Back Hardware Kits

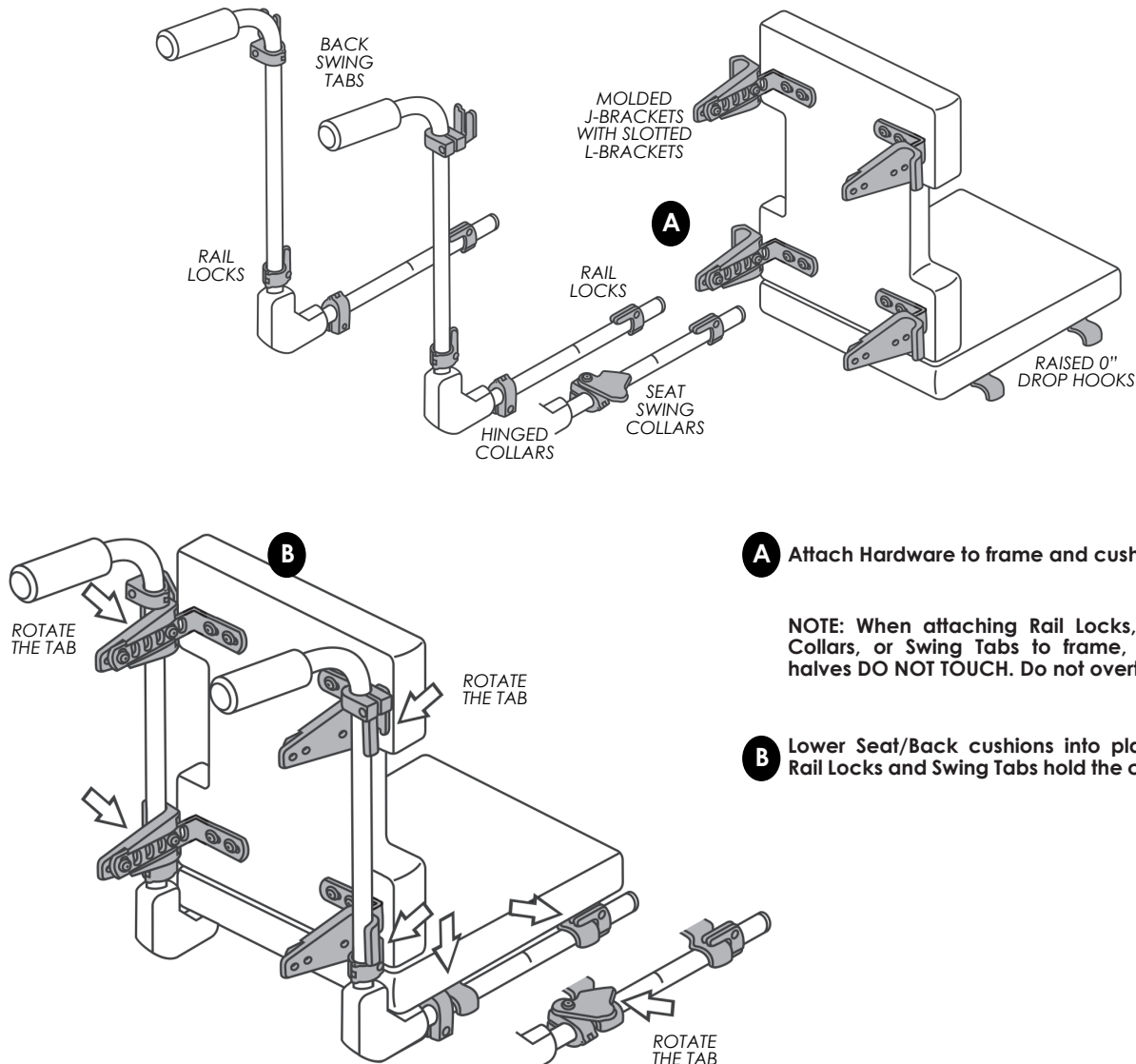
### MOLDED J&L BACK / DROP HOOK SEAT HARDWARE KITS

#### Features:

- Back kit fits 1" tubing, and includes 4 molded J-brackets with slotted L-brackets, 2 universal rail locks, 2 hinged swing tabs, 8 bolts and washers
- Smaller Back kit also available with 2 molded J-brackets with slotted L-brackets, 2 hinged swing tabs, 8 bolts and washers. Smaller kit fits 7/8", 1" and 1 1/8" tubing.
- Seat kit fits 7/8" and 1" tubing, and includes combinations of universal rail locks, hinged collars, and swing tabs, and also includes 4 raised zero drop hooks, 16 bolts and washers

Description	Part Number
<b>Molded J&amp;L Back Kit</b>	
Back Hardware (qty. 4)	50475
Back Hardware (smaller kit, qty. 2)	51096
<b>Drop Hook Seat Kits</b>	
2 Rail Locks and 2 Hinged Collars	50364
2 Rail Locks and 2 Seat Swing Tabs	50394
2 Seat Swing Tabs and 2 Hinged Collars	50390
4 Rail Locks	50389

**Choose a Back Kit and a Seat Kit.  
Give both part numbers when ordering.**



**A** Attach Hardware to frame and cushions.

**NOTE:** When attaching Rail Locks, Hinged Collars, or Swing Tabs to frame, the two halves **DO NOT TOUCH**. Do not overtighten!

**B** Lower Seat/Back cushions into place. The Rail Locks and Swing Tabs hold the cushions.

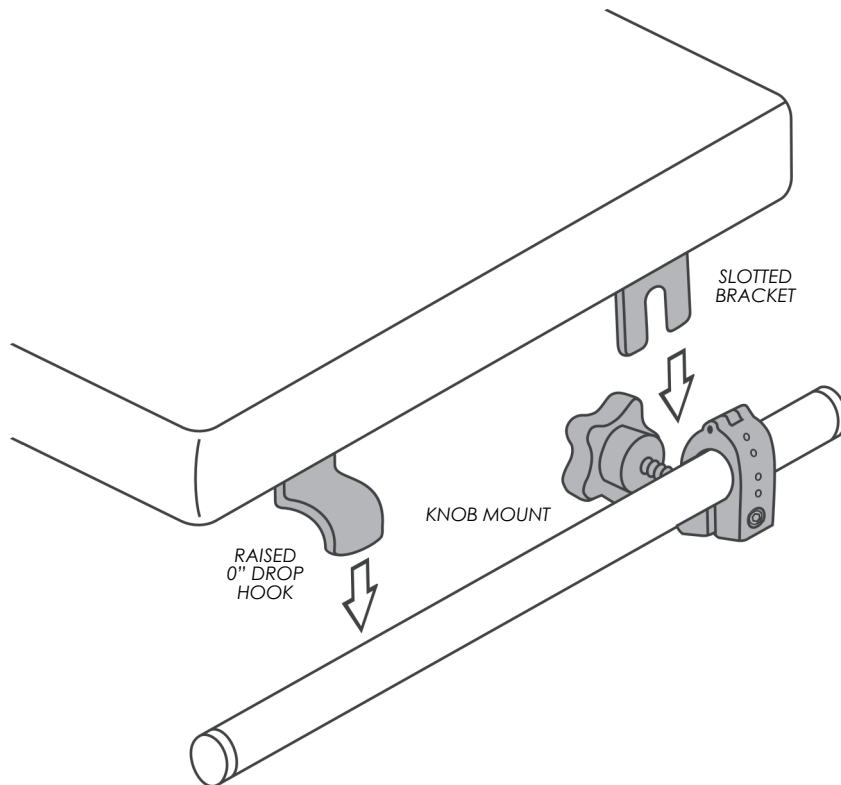


# Seat Hardware Kits

## 2 KNOB SEAT HARDWARE KIT

### Features:

- Simple to adjust
- One size fits 7/8", 1", and 1 1/8" tubing
- Each kit includes 2 knob mounting brackets, 2 slotted seat brackets, 2 raised zero drop hooks, 8 bolts and washers
- Optional long slotted seat brackets are for use on chairs that fold, the extra length allows the hardware to be correctly positioned around the crossframe
- NOTE: When attaching the Knob Mounting Brackets to the chair frame, the two halves DO NOT TOUCH. Do not overtighten!

Description	Part Number
<b>2 Knob Seat Hardware Kit</b>	
With short slotted seat brackets	50405
<b>2 Knob Seat Hardware Kit</b>	
With long slotted seat brackets	50470
<b>Long Slotted Seat Brackets</b>	
Pair only, no knob hardware	50399



Replacement  
Parts on  
page 87



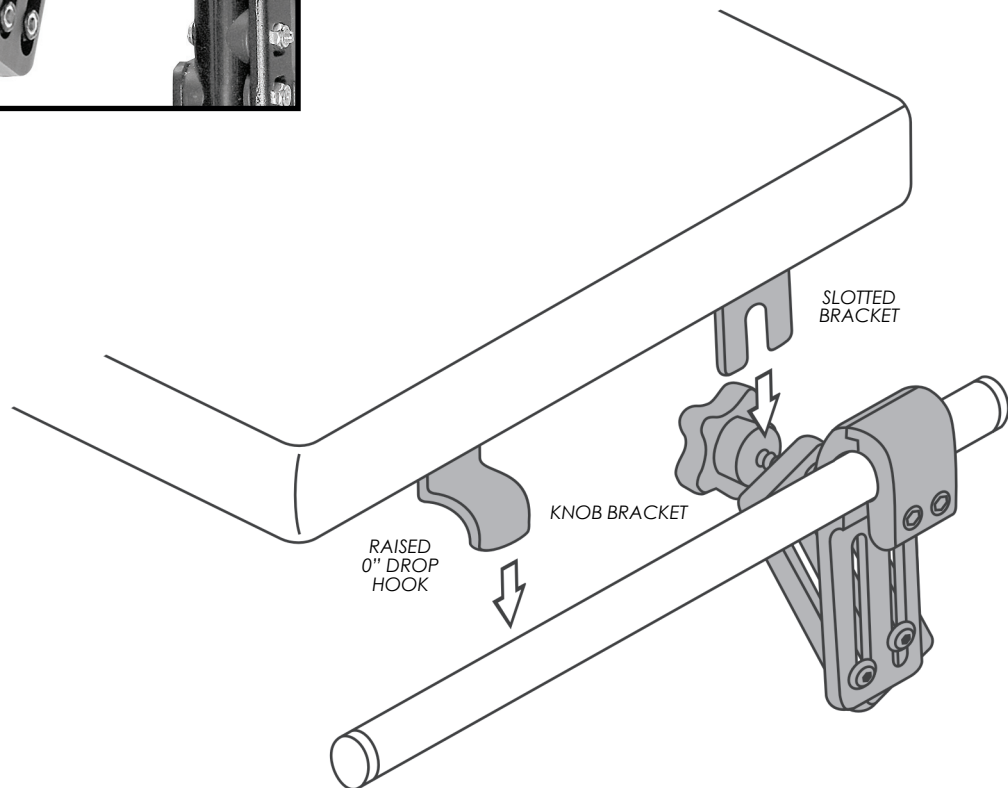

## Seat Hardware Kits

### WRAP AROUND SEAT HARDWARE KITS

#### Features:

- One size fits 7/8" and 1" tubing
- **Larger size fits 1 3/8" tubing on Ki Mobility Tsunami and Rogue chairs**
- Adjusts up to 4" vertically
- Adjust the angle of the knob over 180°
- Adjust seat for anterior and posterior tilt
- Allows hardware to be positioned to avoid brakes, armrest, and other obstacles
- Wrap around design holds securely in place
- Each kit includes all bolts, locking nuts, and washers needed to install

Description	Part Number
2 Knob Wrap Around Kit, 7/8" and 1" tubing	50467
4 Knob Wrap Around Kit, 7/8" and 1" tubing	50468
2 Knob Wrap Around Kit, 1 3/8" tubing	50494
4 Knob Wrap Around Kit, 1 3/8" tubing	50495



CUSTOM SEATING

BODY POSITIONING

WHEELCHAIR TRAYS

ASSISTIVE TECHNOLOGY

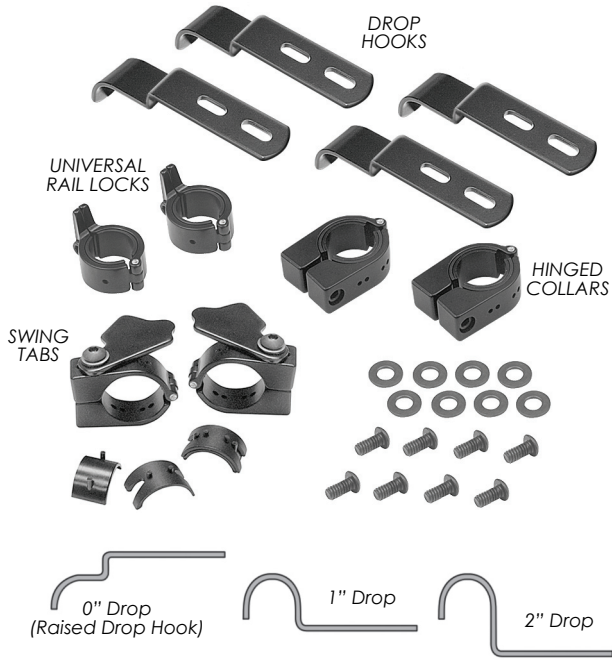
PATIENT TRANSFER

# Seat Hardware Kits

## DROP HOOK SEAT HARDWARE KITS

### Features:

- Each kit includes combinations of universal rail locks, hinged collars, swing tabs, and 8 bolts with washers



Description	Part Number	Description	Part Number
<b>Drop Hook Seat Hardware Kits for 7/8" Chair</b>			
<b>With 2 Rail Locks &amp; 2 Hinged Collars</b>		<b>With 2 Rail Locks &amp; 2 Swing Tabs</b>	
0" Drop (Raised)	50364	0" Drop (Raised)	50394
1" Drop	50357	1" Drop	50396
2" Drop	50359	2" Drop	50397
<b>With 2 Swing Tabs &amp; 2 Hinged Collars</b>		<b>With 4 Rail Locks</b>	
0" Drop (Raised)	50390	0" Drop (Raised)	50389
1" Drop	50483	1" Drop	50482
2" Drop	50485	2" Drop	50484
<b>Drop Hook Seat Hardware Kits for 1" Chairs</b>			
<b>With 2 Rail Locks &amp; 2 Hinged Collars</b>		<b>With 2 Rail Locks &amp; 2 Swing Tabs</b>	
0" Drop (Raised)	50364	0" Drop (Raised)	50394
1" Drop	50360	1" Drop	50398
2" Drop	50485	2" Drop	50392
<b>With 2 Swing Tabs &amp; 2 Hinged Collars</b>		<b>With 4 Rail Locks</b>	
0" Drop (Raised)	50390	0" Drop (Raised)	50389
1" Drop	50481	1" Drop	50480
2" Drop	50393	2" Drop	50391

Drop Hook Seat Hardware should be used on seats WHEN A BACK IS ALSO USED

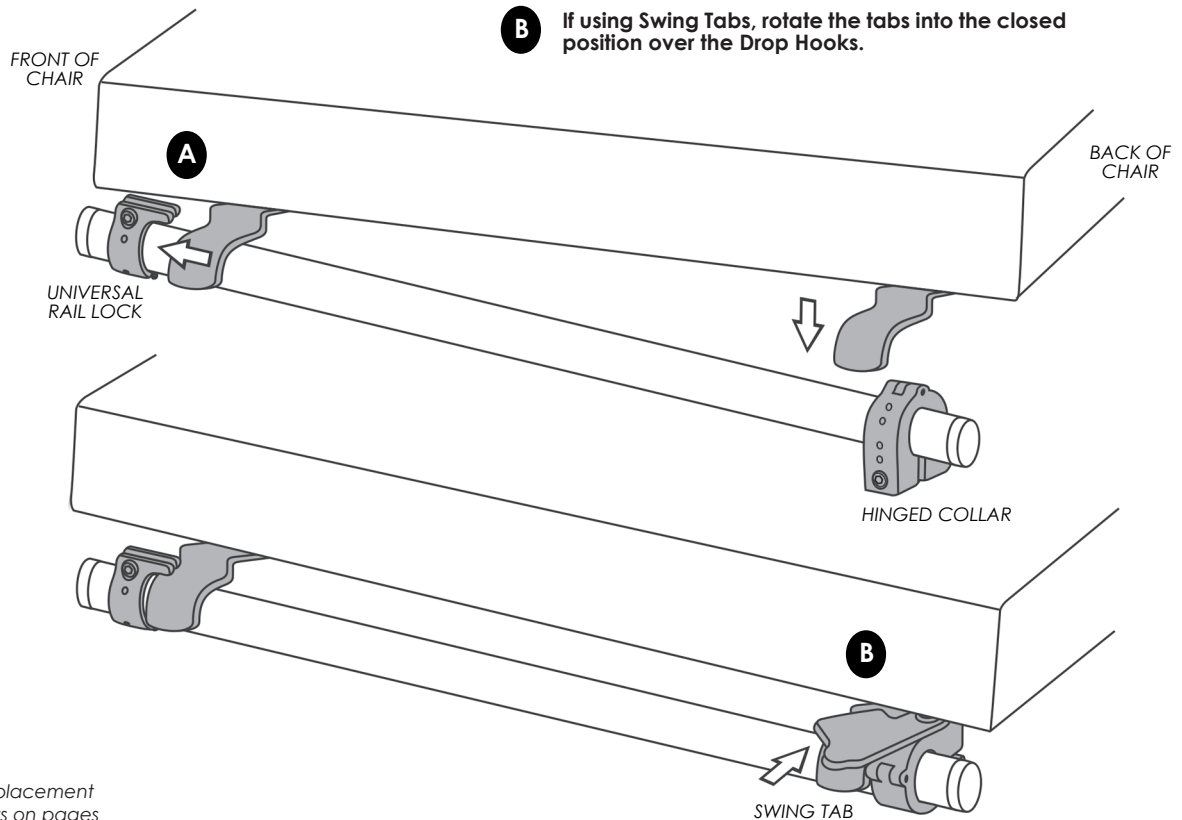
**A**

Attach Drop Hooks to underside of seat. Attach Hardware to frame. Flip seat over and tilt it so Drop Hooks slide into Rail Locks. Lower other side of seat so Drop Hooks are positioned touching the Hinged Collars or Swing Tabs.

**NOTE:** When attaching Rail Locks, Hinged Collars, or Swing Tabs to chair frame, the two halves DO NOT TOUCH. Do not overtighten!

**B**

If using Swing Tabs, rotate the tabs into the closed position over the Drop Hooks.



Replacement  
Parts on pages  
87, 89

CUSTOM SEATING

BODY POSITIONING

WHEELCHAIR TRAYS

ASSISTIVE TECHNOLOGY

PATIENT TRANSFER

## Back Hardware Kits

### WRAP AROUND BACK HARDWARE KITS

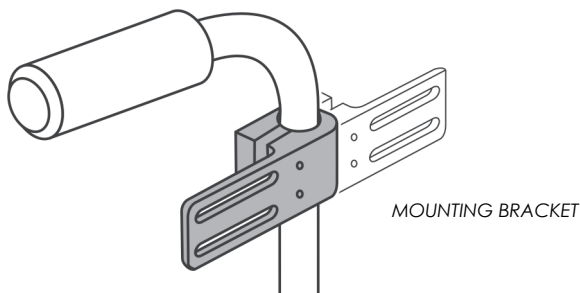
#### Features:

- One size fits 7/8" and 1" tubing
- Adjusts up to 4" horizontally
- Adjust the angle of the knob over 180°
- The kit can be mounted on the cane lower or higher than the mounting bracket that is attached to the back
- Wrap around design holds securely in place
- Each kit includes all bolts, locking nuts, and washers needed to install

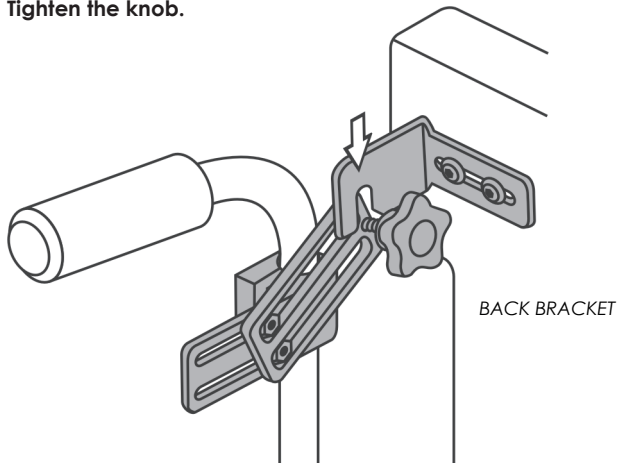
Description	Part Number
2 Knob Wrap Around Back Hardware Kit	50472
4 Knob Wrap Around Back Hardware Kit	50473



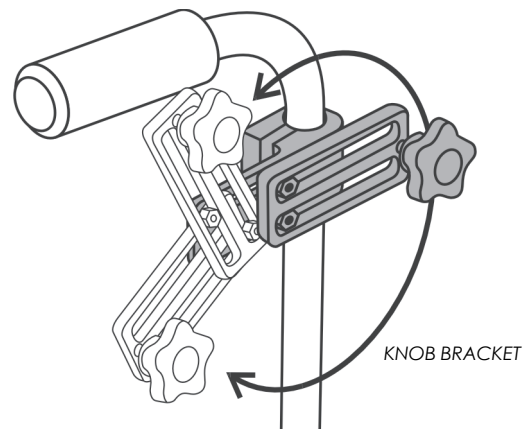
To achieve maximum growth adjustment, the Mounting Bracket can be installed on the cane in either direction.



The Back Bracket sits on the Knob Bracket. Tighten the knob.



To achieve maximum angle and growth adjustment, the Knob Bracket can be rotated around, and slid back and forth in slots.





## Back Hardware Kits

### MOLDED J&L BACK HARDWARE KIT

#### Features:

- Each kit fits 1" tubing and includes 4 molded J-brackets with slotted L-brackets, 2 universal rail locks, 2 hinged swing tabs, 8 bolts and washers
- Smaller kit also available with 2 molded J-brackets with slotted L-brackets, 2 hinged swing tabs, 8 bolts and washers. Smaller kit fits 7/8", 1" and 1 1/8" tubing.
- Molded J allows 10° adjustment in back to cane angle
- Heavy duty kit has a reinforced L-bracket
- Long L kit gives more flexibility in mounting the back in front of the canes (Long L kit is not intended for positioning the back between the canes)
- Swing tab holds securely against built-in stop
- Easy to install and adjust
- No-rattle design fits tight

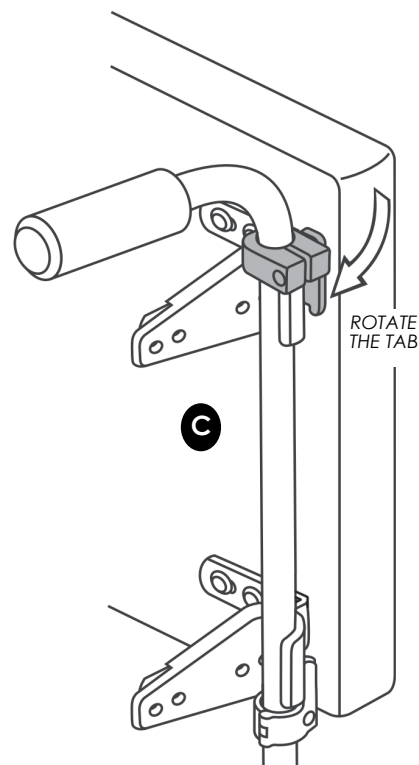
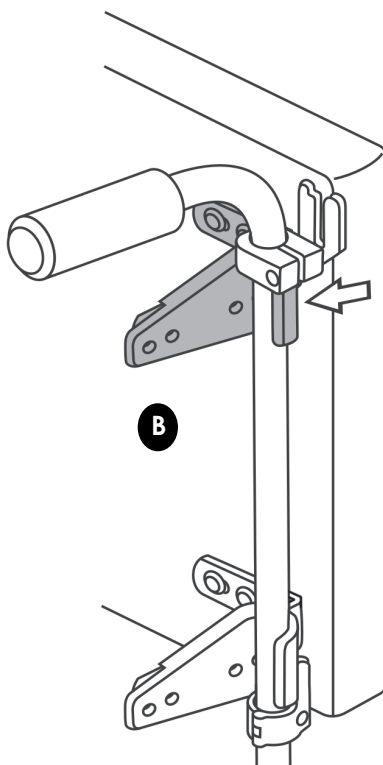
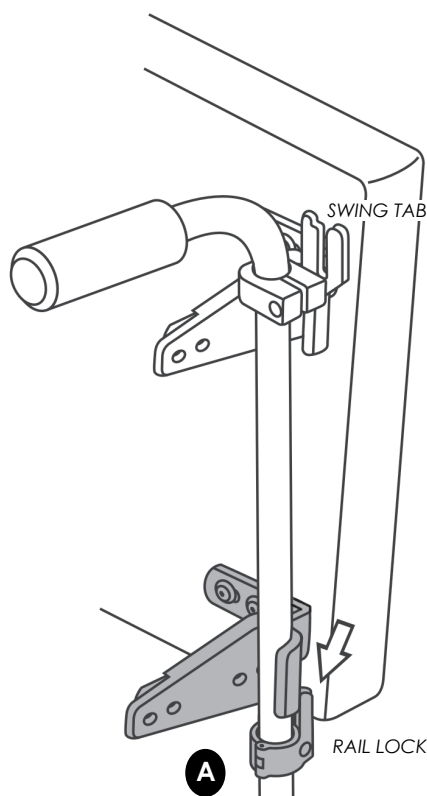
Description	Part Number
Molded J&L Kit (qty. 4)	50475
Molded J & Heavy Duty L Kit (qty. 4)	50499
Molded J & Long L Kit (qty. 4)	50469
Molded J&L Kit (smaller kit, qty. 2)	51096



**A** Attach Swing Tab and Rail Locks to chair frame. Tilt cushion and set the lower J-Brackets into Rail Locks.

**B** Straighten cushion so the upper J-Brackets are positioned below the Swing Tabs.

**C** Rotate the tab into the closed position.



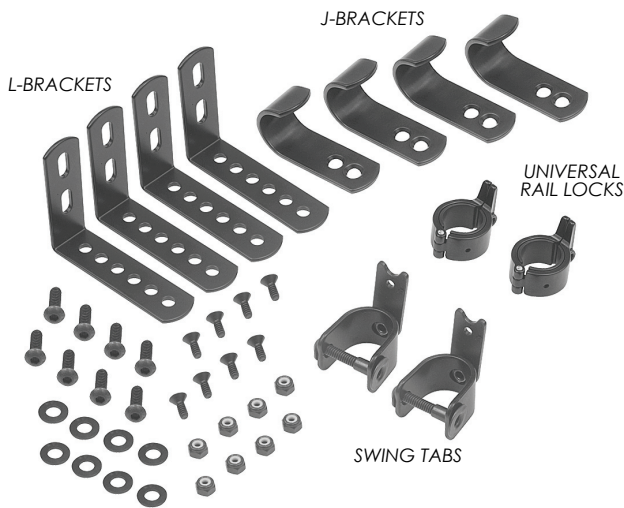
Replacement Parts  
on page 87

# Back Hardware Kits

## J&L BACK HARDWARE KITS

### Features:

- Each kit includes 4 L-brackets, 4 J-brackets, 2 swing tabs, 2 universal rail locks, 8 bolts with locking nuts and 8 bolts with washers



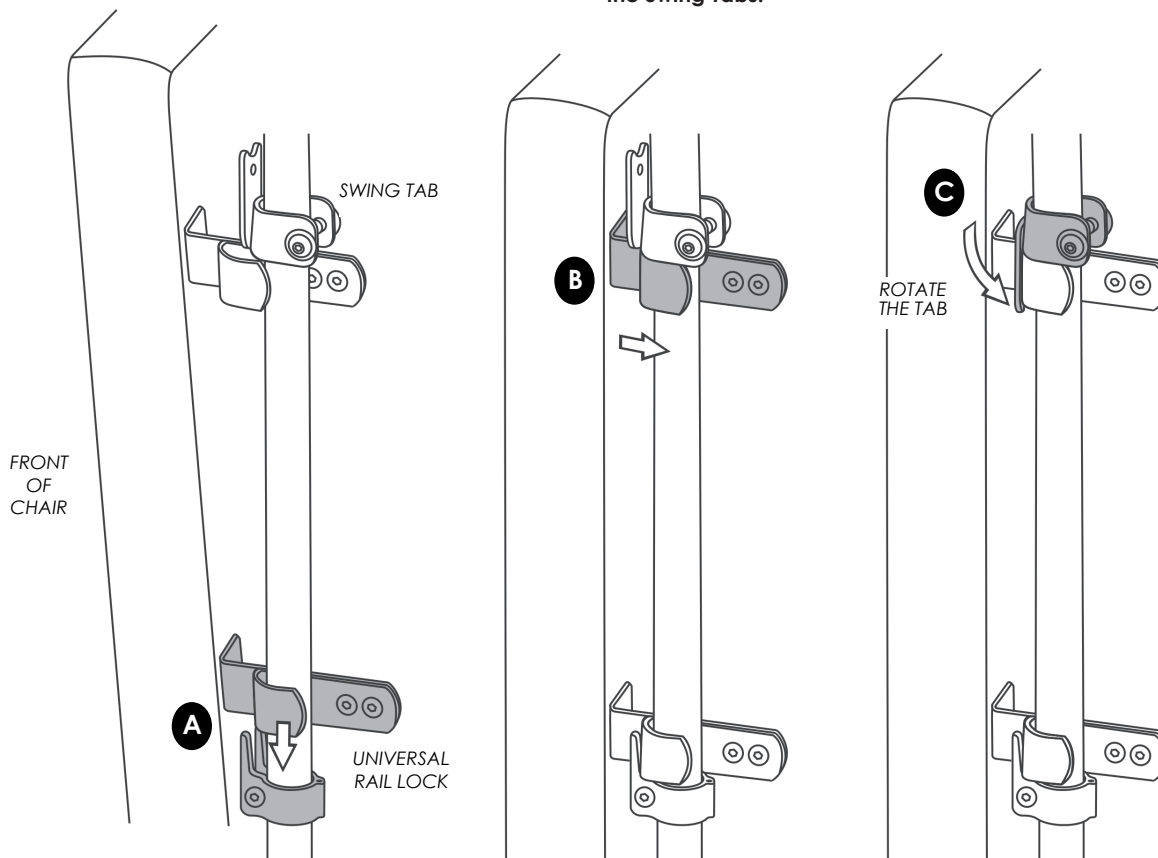
Description	Part Number
<b>J&amp;L Back Hardware Kits for 7/8" Chair</b>	
6-hole L-brackets, 2-hole J-brackets	50290
6-hole L-brackets, 4-hole J-brackets	50291
6-hole L-brackets, 6-hole J-brackets	50297
10-hole L-brackets, 2-hole J-brackets	50329
2-hole Set Lock* L-brackets, 6-hole J-brackets	50331
5-hole Set Lock* L-brackets, 6-hole J-brackets	50333
<b>J&amp;L Back Hardware Kits for 1" Chair</b>	
6-hole L-brackets, 2-hole J-brackets	50295
6-hole L-brackets, 4-hole J-brackets	50292
6-hole L-brackets, 6-hole J-brackets	50296
10-hole L-brackets, 2-hole J-brackets	50330
2-hole Set Lock* L-brackets, 6-hole J-brackets	50332
5-hole Set Lock* L-brackets, 6-hole J-brackets	50334
<b>J&amp;L Back Hardware Kit for Chair that is both 7/8" and 1"</b>	
6-hole L-brackets, 2-hole J-brackets	50395
<b>Hinged Back Hardware Kits</b>	
6-hole L's, 2-hole J's, 2" Offset Hinge for 7/8" Chair	50293
6-hole L's, 2-hole J's, 2" Offset Hinge for 1" Chair	50294

\*See page 89 for Set Lock Brackets

**A** Attach Swing Tab and Rail Locks to chair frame. Tilt cushion and set the lower J-Brackets into Rail Locks.

**B** Straighten cushion so the upper J-Brackets are positioned below the Swing Tabs.

**C** Rotate the tab into the closed position.



Replacement Parts  
on pages 87-89

CUSTOM SEATING

BODY POSITIONING

WHEELCHAIR TRAYS

ASSISTIVE TECHNOLOGY

PATIENT TRANSFER

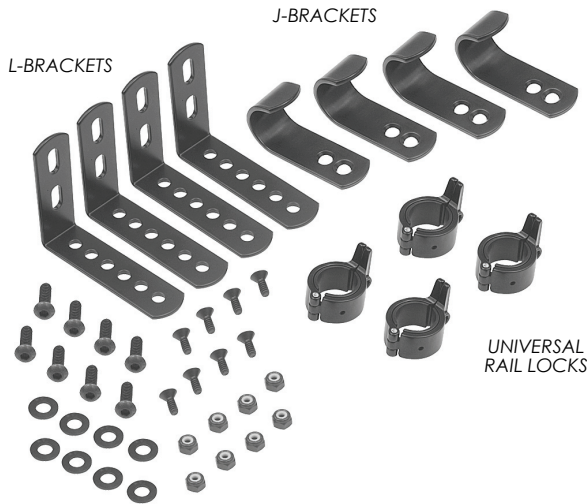
# Back Hardware Kits

## J&L FIXED BACK HARDWARE KITS

### Features:

- Each kit includes 4 L-brackets, 4 J-brackets, 4 universal rail locks, 8 bolts with locking nuts and 8 bolts with washers
- For non-removable back

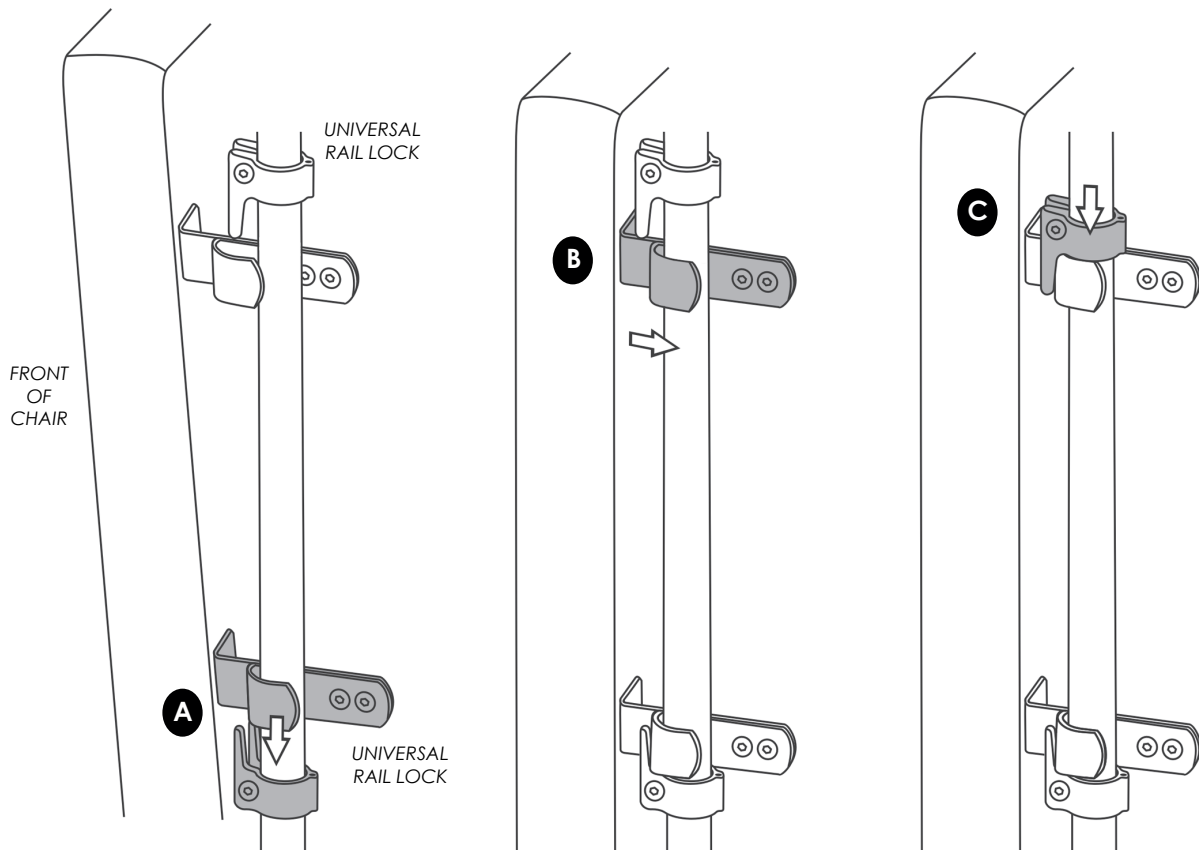
Description	Part Number
<b>J&amp;L Fixed Back Hardware Kit for 7/8" Chair</b>	
6-hole L-brackets, 2-hole J-brackets	50471
<b>J&amp;L Fixed Back Hardware Kit for 1" Chair</b>	
6-hole L-brackets, 2-hole J-brackets	50486



**A** Attach Universal Rail Locks to chair frame. Tilt cushion and set the lower J-Brackets into Universal Rail Locks.

**B** Straighten cushion so the upper J-Brackets are positioned below the upper Universal Rail Locks.

**C** Move the upper Universal Rail Locks down the cane to hold the upper J-brackets in place. Tighten the upper Rail Locks.



Replacement Parts  
on pages 87-88

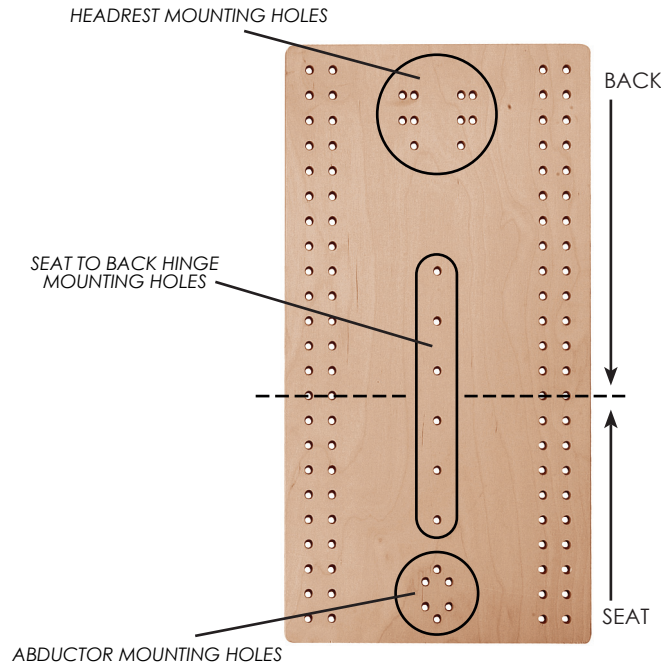


## Solid Base & Hardware

### SOLID BACK/SEAT BOARD

#### Features:

- Made of 1/2" thick 9-ply birch wood
- Pre-drilled holes
- Cut to fit for back or seat
- T-nuts sold separately

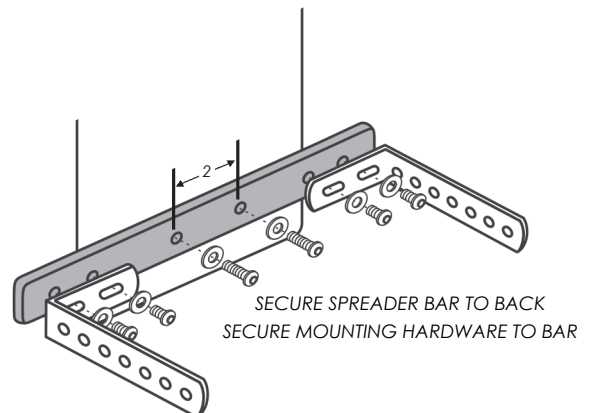


Description	Part Number
11" x 20", for 14" chair	31635
12" x 20", for 15" chair	31612
13" x 20", for 16" chair	31636
14" x 20", for 17" chair	31619
15" x 24", for 18" chair	31637
16" x 24", for 19" chair	31620
17" x 24", for 20" chair	31638
18" x 24", for 21" chair	31621
1/4-20 T-nuts, 50	33075

### SPREADER BARS

#### Features:

- Use with T-Backs to provide a means to attach lower mounting hardware
- Black, aluminum
- 1" tall, 1/4" thick
- Includes bolts and washers



Description	Part Number
For 12" Chair, 9 1/4" Bar	50080-12
For 13" Chair, 10 1/4" Bar	50080-13
For 14" Chair, 11 1/4" Bar	50080-14
For 15" Chair, 12 1/4" Bar	50080-15
For 16" Chair, 13 1/4" Bar	50080-16
For 17" Chair, 14 1/4" Bar	50080-17
For 18" Chair, 15 1/4" Bar	50080-18
For 19" Chair, 16 1/4" Bar	50080-19
For 20" Chair, 17 1/4" Bar	50080-20

CUSTOM SEATING

BODY POSITIONING

WHEELCHAIR TRAYS

ASSISTIVE TECHNOLOGY

PATIENT TRANSFER

# Headrests


## MULTI-AXIS OFFSET HEADREST HARDWARE

### Features:

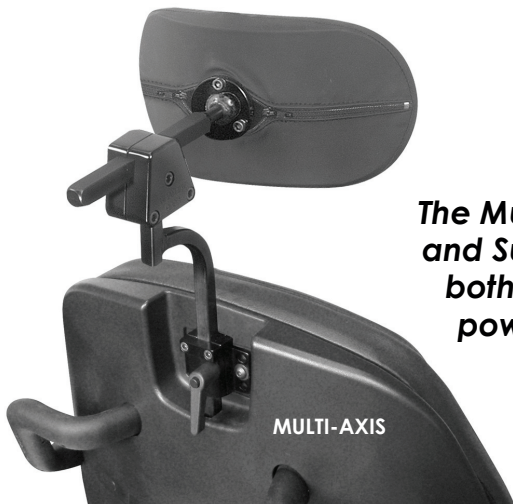
- Adjusts horizontally, vertically, and pivots on a ball
- Ball diameter is 1", rod is 6" long
- Features a positioning stop collar which allows you to remove the headrest assembly without changing the desired headrest position
- Mounting plate is compatible with both 1 7/8" and 2" on center hole spacing
- Easily attaches to power wheelchairs
- Use with any headrest pad on pages 36-39 (sold separately)

Description	Part Number
Multi-Axis Offset Headrest Hardware	50215

CE compliant



HEADREST PAD  
SOLD SEPARATELY



**The Multi-Axis Hardware  
and Surelock Hardware  
both easily attach to  
power wheelchairs**

HEADREST PADS  
SOLD SEPARATELY



## NEW HEADREST HORIZONTAL SLIDE MOUNT

### Features:

- Specially modified channel allows the headrest mounting bracket to move laterally left or right approximately 2" off centerline
- Use with Therafin's Multi-Axis and Surelock headrest hardware
- Accommodates a user with asymmetrical alignment resulting in the head position not along the centerline of the back
- Outside dimensions: 6.75" wide x 1.9" tall

Description	Part Number
Horizontal Slide Mount channel and attaching bolts	32975



CUSTOM SEATING

BODY POSITIONING

WHEELCHAIR TRAYS

ASSISTIVE TECHNOLOGY

PATIENT TRANSFER

## Headrests

### SURELOCK SQUARE BAR HEADREST HARDWARE

**Features:**

- Positive locking joints allow for easy adjustment
- Ball diameter is 1"
- Features a positioning stop collar which allows you to remove the headrest assembly without changing the desired headrest position
- Mounting plate is compatible with both 1 7/8" and 2" on center hole spacing
- Easily attaches to power wheelchairs
- Use with any headrest pad on pages 36-39 (sold separately)

Description	Part Number
Surelock Square Bar Headrest Hardware	50218

CE compliant



HEADREST PAD  
SOLD SEPARATELY



Surelock Headrest video:  
[tinyurl.com/SurelockHeadrest](https://tinyurl.com/SurelockHeadrest)

CUSTOM SEATING

BODY POSITIONING

### HEADREST MOUNTING HARDWARE


**Features:**

- Use with headrest assemblies
- Slotted for 1 7/8" and 2" spacing

Description	Part Number
Mounting Plate with Lever	32967
Mounting Plate and Knob	32910B
Extension Bar	32477

IMPROVED  
MOUNTING PLATE  
WITH LEVER

32967




KNOB



MOUNTING  
PLATE

32910B



EXTENSION BAR  
32477



WHEELCHAIR TRAYS

ASSISTIVE TECHNOLOGY


PATIENT TRANSFER

### HEADREST ADAPTER PLATE

**Features:**

- Switch head supports without modifying back
  - Designed to mount onto standard Therafin back t-nut pattern
  - 3 1/2" x 3 1/2" plate is 5/16" thick black anodized aluminum
  - Rotation feature to align 10-32 and M6 (metric) hole patterns
- Will support the following listed manufacturers head supports, though not all models from each manufacturer will be supported:
- Millers
  - AES
  - CRE (2" sq.)
  - Stealth
  - Whitmyer (flipdown and standard)
  - AEL (10-32 thread)
  - Freedom Designs (center mount knob not supported)
  - Otto Bock (both 10-32 thread and M6 metric thread)

Description	Part Number
Headrest Adapter Plate	32825





# Headrests

## FLIPDOWN HEADREST HARDWARE, BALL MOUNT

Features:	Description	Part Number
<ul style="list-style-type: none"> <li>A solution for individuals who only use or need head support on a limited basis</li> <li>Hardware allows for 3 1/2" in height adjustment</li> <li>Headrest pad on Ball Mount can be adjusted 1" horizontally</li> <li>Base channel easily attaches to chair</li> <li>Headrest easily flips down with the push of a button</li> <li>Use with Soft headrest pads on page 37 or Molded headrest pads on page 38 (sold separately)</li> </ul>	Flipdown Headrest Hardware, Ball Mount	50230

BALL MOUNT

HEADREST PAD  
SOLD SEPARATELY



## FLIPDOWN HEADREST HARDWARE, FLAT MOUNT

Features:	Description	Part Number
<ul style="list-style-type: none"> <li>A solution for individuals who only use or need head support on a limited basis</li> <li>Hardware allows for 3 1/2" in height adjustment</li> <li>Headrest pad on Flat Mount can be adjusted 2" horizontally</li> <li>Base channel easily attaches to chair</li> <li>Headrest easily flips down with the push of a button</li> <li>Use with Flat headrest pads on page 38 (sold separately)</li> </ul>	Flipdown Headrest Hardware, Flat Mount	50229



CUSTOM SEATING

BODY POSITIONING

WHEELCHAIR TRAYS

ASSISTIVE TECHNOLOGY

PATIENT TRANSFER

## Headrests


### BASIC HEADREST HARDWARE

**Features:**

- Horizontal & vertical adjustment
- Short horizontal bar is 4" and long horizontal bar is 7"
- Vertical bar is 15" long
- Uses standard mounting bracket
- Use with Soft, Flat, or Molded headrest pads on pages 37-38 (sold separately)

Description	Part Number
w/Short (4") Horizontal Bar	50413
w/Long (7") Horizontal Bar	50414

HEADREST PAD  
SOLD SEPARATELY




### VERTICAL HEADREST HARDWARE

**Features:**

- Vertical adjustment only
- Mounts flush with rear of back
- Stainless steel upright is 2" wide x 8" long, and comes with receiver mounting bracket
- Use with Soft, Flat, or Molded headrest pads on pages 37-38 (sold separately)

Description	Part Number
Vertical Headrest Hardware	50476

HEADREST PAD  
SOLD SEPARATELY



CUSTOM SEATING

BODY POSITIONING

WHEELCHAIR TRAYS

ASSISTIVE TECHNOLOGY

PATIENT TRANSFER

# Headrest Pads

## PRO FIT ADJUST HEADREST PADS

### Features:

- Adjustable width feature captures the head and provides a better fit
- Extremely strong adjustable locking joints, set it and it stays
- High quality foam for a comfortable feel, with a removable cover
- Available in two sizes, it can comfortably fit an adult or child
- Easy to use split collar for attaching to a standard 1" diameter ball headrest bracket
- Use with any headrest hardware on pages 32-34 except Flipdown Flat Mount (headrest hardware sold separately)

Description	Part Number
<b>ProFit Headrest Pad w/Smooth Cover</b>	
Small	50368
Large	50369
<b>ProFit Headrest Pad w/ Knit Cover</b>	
Small	50363
Large	50361
<b>Smooth Replacement Cover</b>	
Small	50358
Large	50370
<b>Knit Replacement Cover</b>	
Small	50371
Large	50372



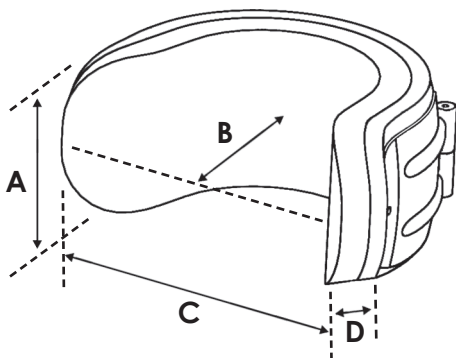
CE compliant



SPLIT COLLAR



LOCKING JOINT



DIMENSIONS (inches)	A	B	C	D
SMALL	3.25	2.5 - 5	7 - 11	1.75
LARGE	5.25	3.5 - 7	8 - 16	1.75




ProFit Headrest video:  
[tinyurl.com/ProFitHeadrest](http://tinyurl.com/ProFitHeadrest)

## Did you know the ProFit Adjust . . .

. . . is designed with high torque **Locking Hinges** and has been tested to have greater holding power than other competitive products

. . . is designed to have **greater locking capacity** when pressure is applied to the contact surface and is pushed outward




. . . has **one continuous piece of foam** covering the 3-piece steel plates to provide comfort for the user

. . . has a modified **Split Collar** mount to easily install and hold securely in position

. . . **when installing** the ProFit Adjust it is important to unzip both sides of the cover when tightening the split collar, or the zipper will be unable to open without loosening the split collar



LOCKING HINGES



SPLIT COLLAR



## Headrest Pads

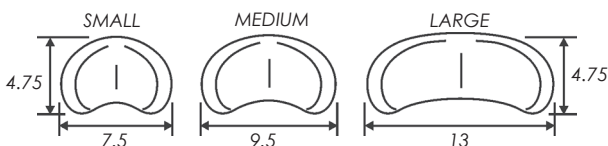
### PRO FIT SOFT HEADREST PADS

#### Features:

- Steel back plate with 1 1/2" thick comfortable foam, with a removable cover
- Protective edge increases cover life
- Use with any headrest hardware on pages 32-34 except Flipdown Flat Mount (sold separately)




Description	Part Number
<b>Soft Headrest Pad w/ Smooth Cover</b>	
Small	50365
Medium	50366
Large	50367
<b>Soft Headrest Pad w/ Knit Cover</b>	
Small	50374
Medium	50375
Large	50376
<b>Smooth Replacement Cover</b>	
Small	50351
Medium	50352
Large	50353
<b>Knit Replacement Cover</b>	
Small	50346
Medium	50347
Large	50348



**PRO FIT ADJUST PAD AND  
MULTI-AXIS HARDWARE  
SOLD SEPARATELY**



**PRO FIT SOFT PAD AND  
SURELOCK HARDWARE  
SOLD SEPARATELY**



CUSTOM SEATING

BODY POSITIONING

WHEELCHAIR TRAYS

ASSISTIVE TECHNOLOGY

PATIENT TRANSFER



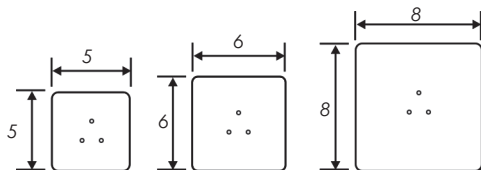
# Headrest Pads

## FLAT HEADREST PADS

### Features:

- 4-way stretch material on contact surface
- Easy wipe clean surface
- 2 layers of foam, a total of 1 1/2" foam thickness
- Use with any headrest hardware on pages 32-35 (sold separately)

Description	Part Number
5" x 5"	50477
6" x 6"	50478
8" x 8"	50479



COVER REMOVED

## MOLDED HEADREST PADS

### Features:

- Durable black molded polyurethane foam, with metal insert for strength
- Use with any headrest hardware on pages 32-34 except Flipdown Flat Mount (sold separately)

Description	Part Number
Small	31436
Neck	32472
Combination	31438
Large	31437
Lateral Support	32471



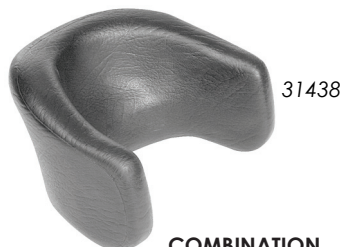
**SMALL**  
Contoured shape for relief in the ear area.



**NECK**  
Contoured shape accommodates cervical area, avoids ear contact.



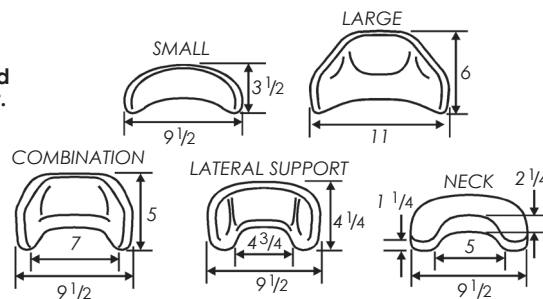
**LARGE**  
Contoured shape for range of vision. Squared ends for lateral support.



**COMBINATION**  
Combination head and neck support with lower lateral lip. Squared ends for lateral support.



**LATERAL SUPPORT**  
Additional lateral support, and more support in the cervical area.



## Headrest Pads

### TRI-FORM HEADREST PADS

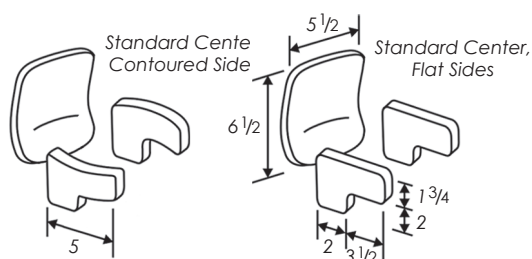
**Features:**

- Adjustable 3-panel headrest with covers that are removable for adding switches
- Hinge(s) and receiver plate are included
- Use with any headrest hardware on pages 32-33 (sold separately)

Description	Part Number	HCPCS
<b>3-Piece Headrest (Contoured Sides)</b>	<b>32458</b>	
Standard Center Section	32458C	E0955
Contoured Left Side Section	32458L	K0108
Contoured Right Side Section	32458R	K0108
<b>3-Piece Headrest (Flat Sides)</b>	<b>32414</b>	
Standard Center Section	32414C	E0955
Flat Left Side Section	32414L	K0108
Flat Right Side Section	32414R	K0108
<b>Replacement Parts</b>		
Receiver Plate	32462	

**50373 Custom 3-Piece Headrest**


Choose Center Section:			Choose Left Side Section:			Choose Right Side Section:		
Custom Center Section	50373C	E0955	Custom Left Side Section	50373L	K0108	Custom Right Side Section	50373R	K0108
Standard Center Section	32458C	E0955	Contoured Left Side Section	32458L	K0108	Contoured Right Side Section	32458R	K0108
Standard Center Section	32414C	E0955	Flat Left Side Section	32414L	K0108	Flat Right Side Section	32414R	K0108



**Standard Contoured Center Section & Contoured Side Sections or Flat Side Sections**



**Custom Tri-Form Headrest Sections are made to your specifications**



RECEIVER PLATE  
32462



CUSTOM SEATING

BODY POSITIONING

WHEELCHAIR TRAYS

ASSISTIVE TECHNOLOGY

PATIENT TRANSFER

## Pre-Assembled Lateral Hardware


**THE CHALLENGE** in configuring a Lateral Trunk System is wondering if all the separate pieces you order will work together and fit on the chair correctly. Will the bracket be long enough to fit around the cushion? Will the hinge and pad fit on the bracket? How do I assemble all the pieces?

**THERAFIN MAKES IT EASY** with a few simple choices to configure and order your LTS system! We enter your choices into our Therafin Seating Assistant (TSA) Program. It is designed to choose only hardware pieces that will work together and fit your chair according to the measurements you give to us.

**WE PRE-ASSEMBLE** the pieces for you. It is delivered to you ready to take out of the box and install it. All you do is secure it to the chair and adjust it to fit the user.

### VALUE PADS, LTS

Value Pads are stock size LTS Pads with no modifications. Choose from:

- **Foam Pads** - 1/2" medium visco foam over 1/4" ABS plastic base, black reverse Dartex® contact surface with black neoprene on back side, no modifications
- **Gel Pads** - 1/2" molded gel with 1/8" plastic insert, black neoprene cover  SynerGel™  
Dynamic Floatation Polymer
- **Molded Pads** - textured self-skinning polyurethane foam, reversible for soft or firm support

Description	Part Number	Description	Part Number
<b>Foam Pads</b>			
<b>Curved Foam</b>		<b>Flat Foam</b>	
3" x 4"	50056	3" x 4"	50051
3" x 5"	50057	3" x 5"	50052
4" x 5"	50058	4" x 5"	50053
4" x 6"	50059	4" x 6"	50054
5" x 5"	50029	5" x 5"	50028
5" x 6"	50039	5" x 6"	50038
<b>Gel Pads</b>			
<b>Curved Gel</b>		<b>Flat Gel</b>	
3" x 5"	50219	3" x 5"	50210
4" x 6"	50142	4" x 6"	50141
<b>Molded Pads</b>			
<b>Curved Molded</b>		<b>Flat Molded</b>	
3" x 6"	50064	3" x 6"	50061
4" x 7"	50065	4" x 7"	50062

### TRU SPEC PADS, LTS

TruSpec Pads are stock size Foam LTS Pads. You specify the color of the cover, no other modifications.

- **Foam Pads** - 1/2" medium visco foam over 1/4" ABS plastic base

Description	Part Number	Description	Part Number
<b>Foam Pads</b>			
<b>Curved Foam</b>		<b>Flat Foam</b>	
3" x 4"	50610	3" x 4"	50600
3" x 5"	50611	3" x 5"	50601
4" x 5"	50612	4" x 5"	50602
4" x 6"	50613	4" x 6"	50603
5" x 5"	50614	5" x 5"	50604
5" x 6"	50615	5" x 6"	50605
<b>Color Upholstery (for contact or non-contact surfaces)</b>			
Blue, Pink, Red, Green, Purple, Teal, Grey, Raspberry, Yellow, Monster Green, Fizzy Cola, Very Cherry, Cinnamon Spice, Island Blue, Pretty In Pink, Orangesicle			

### CUSTOM PADS, LTS

You specify the dimensions, base, foam, and color of the cover.

Description	Part Number	Description	Part Number
Curved	50060	Flat	50055
<b>Modifications</b>			
Mushroom Pad	71069	Additional Foam	71068
1/4" Gel	71067	1/2" Pudgee	71092
<b>Color Upholstery (for contact or non-contact surfaces)</b>			
Blue, Pink, Red, Green, Purple, Teal, Grey, Raspberry, Yellow, Monster Green, Fizzy Cola, Very Cherry, Cinnamon Spice, Island Blue, Pretty In Pink, Orangesicle			

## Pre-Assembled Lateral Hardware

### LATERAL THORACIC PADS

#### FOAM PAD



COVER REMOVED

MUSHROOM EDGE  
MODIFICATION

#### MOLDED PAD



#### GEL PAD



COVER REMOVED

YOUR HARDWARE AND PAD MAY LOOK DIFFERENT THAN THE PICTURES, DEPENDING ON WHAT OPTIONS YOU CHOOSE

CUSTOM SEATING

BODY POSITIONING

WHEELCHAIR TRAYS

ASSISTIVE TECHNOLOGY

PATIENT TRANSFER

### SUMMER/WINTER HARDWARE

#### Features:

- Easy to adjust by pulling the knob
- Can accommodate both fixed and swingaway laterals
- Adjustment points in 1/2" increments
- Heavy duty coated steel bracket
- **Ask your Customer Service representative to choose this option when configuring your Lateral Trunk System**

Description	Part Number
Pin Style Summer/Winter Hardware	50325




### LOW PROFILE SUMMER/WINTER HARDWARE

#### Features:

- Low profile design with lever replaces your existing rectangular plate with knob
- Improves the height adjustment range on channels because the design is approximately the same height as the lateral bracket
- Turning the lever releases the clamping force on the bracket and allows immediate adjustment while in use
- **Ask your Customer Service representative to choose this option when configuring your Lateral Trunk System**

Description	Part Number
Low Profile Summer/Winter Hardware	50324



*Summer/Winter Hardware . . .  
the When and Why*

It's all in this video:

<http://tinyurl.com/SummerWinterHardware>



## Pre-Assembled Lateral Hardware

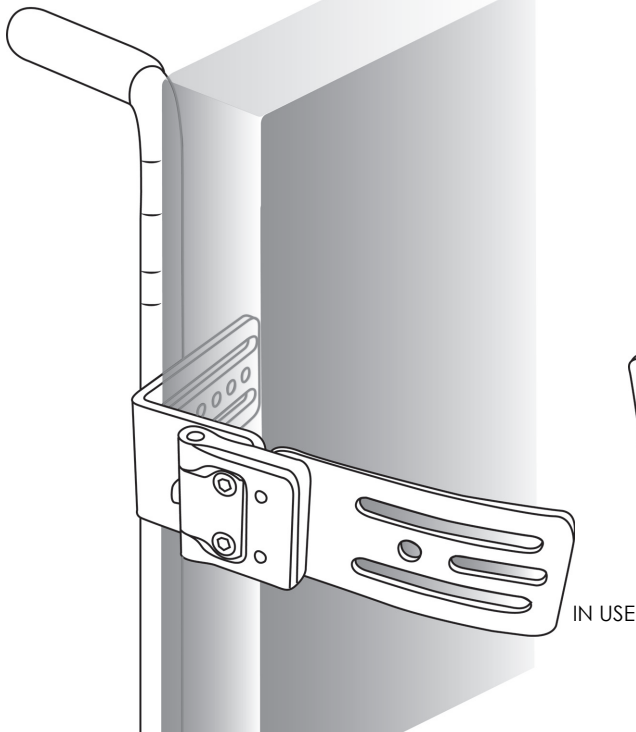
### INNER MOUNT SWINGAWAY LTS HARDWARE

#### Features:

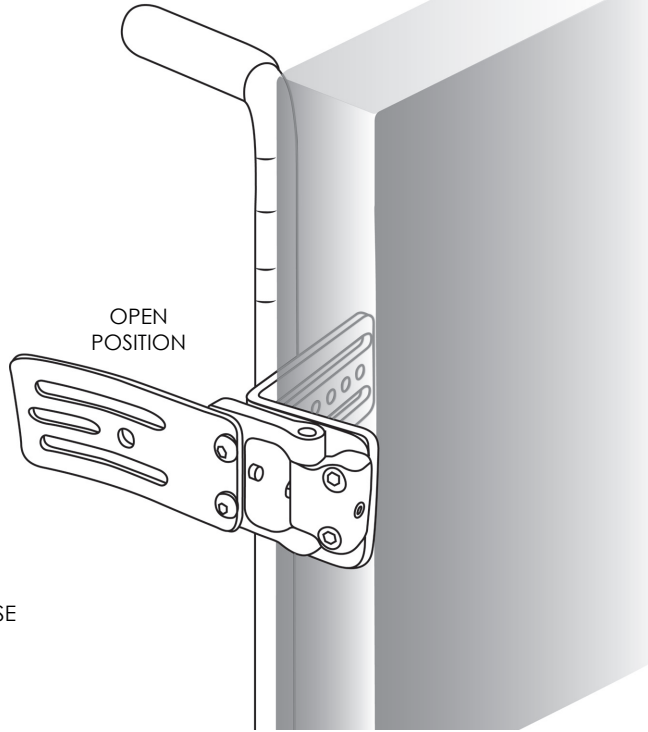
- Lower overall height and more range on channels eliminates armrest conflicts
- Designed for use with all our LTS pads
- Works with both our Summer/Winter hardware styles
- Trunk width can be adjusted by mounting pad inside or outside of swingaway
- **Ask your Customer Service representative to choose this option when configuring your Lateral Trunk System**



BACK CUSHION POSITIONED  
IN FRONT OF CANES



OPEN  
POSITION



CUSTOM SEATING

BODY POSITIONING

WHEELCHAIR TRAYS

ASSISTIVE TECHNOLOGY

PATIENT TRANSFER

## Pre-Assembled Lateral Hardware

### FIXED LTS HARDWARE

#### Features:

- Use with Flat Pads only
- Low profile design
- Ask your Customer Service representative to choose this option when configuring your Lateral Trunk System



CUSTOM SEATING

BODY POSITIONING

WHEELCHAIR TRAYS

ASSISTIVE TECHNOLOGY


PATIENT TRANSFER

### INDIVIDUAL PARTS FOR INNER MOUNT LTS HARDWARE (SWINGAWAY & FIXED)

#### Back Brackets

Total Back Thickness	1.5"	2"	2.5"	3"	3.5"	4"	4.5"	5"	5.5"	6"	6.5"
Foam Thickness	1"	1.5"	2"	2.5"	3"	3.5"	4"	4.5"	5"	5.5"	6"
Narrow Back Width	50508	50510	50512	50518	50519	50508/50516	50508/50517	50510/50517	50512/50517	50518/50517	50519/50517
Regular Back Width	50509	50511	50513	50514	50515	50509/50516	50509/50517	50511/50517	50513/50517	50514/50517	50515/50517

Back Brackets for thicker foam consist of 2 pieces. Give both part numbers when ordering.



Connector Pieces	
Swingaway Locking Hinge	32851
Fixed Connector	50580

#### Pad Brackets

Flat Shape	0"	0"	0.5"	0.5"	1"	1"	2"	2"	Curved Shape	0"	0"	0.5"	0.5"	1"	1"	2"	2"
Offset	0"	0"	0.5"	0.5"	1"	1"	2"	2"	0"	0"	0"	0.5"	0.5"	1"	1"	2"	2"
Bracket Length	3"	5"	3"	5"	3"	5"	3"	5"	3"	5"	3"	5"	3"	5"	3"	5"	5"
	50500	50501	50502	50503	50504	50505	50506	50507	50520	50521	50522	50523	50524	50525	50526	50527	50527

## Pre-Assembled Lateral Hardware

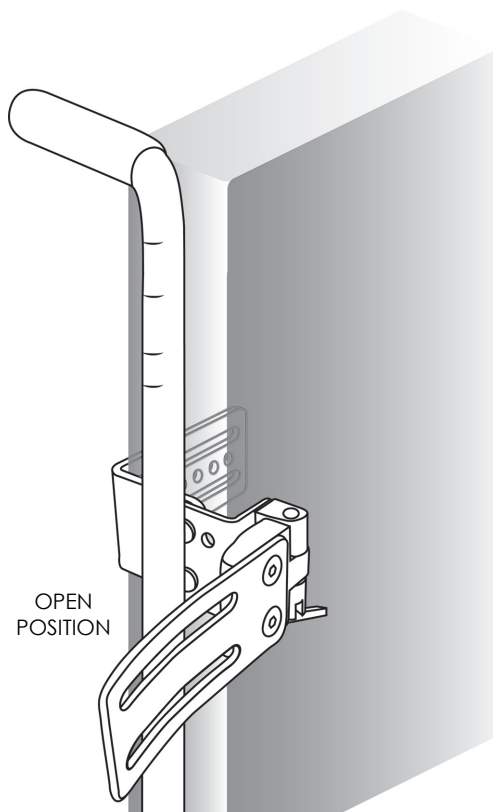
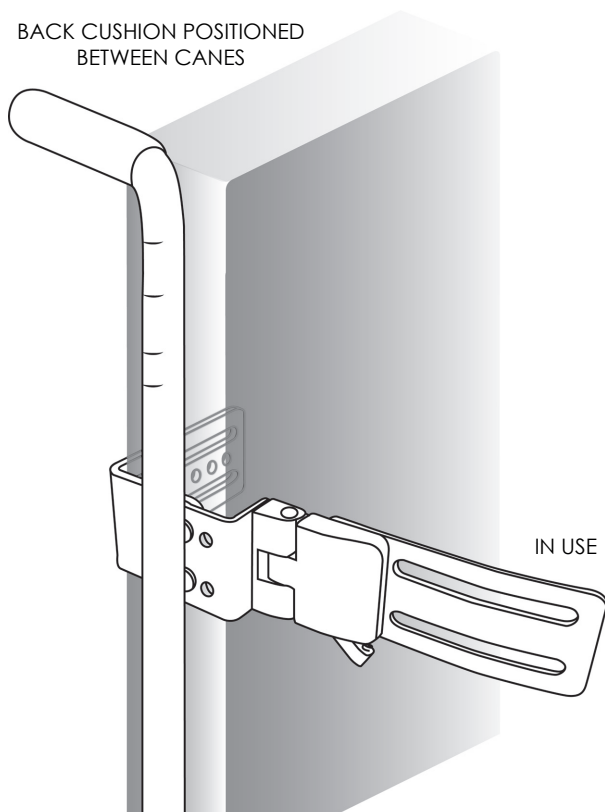
### PROXIMAL SWINGAWAY LTS HARDWARE

#### Features:

- Swingaway feature is close to the body, so it interferes less with the back canes
- The swingaway release trigger is accessible, making it easier for self operation
- Designed for use with our foam LTS pads only
- Works with both our Summer/Winter hardware styles
- Works well with backs that are between the canes
- **Ask your Customer Service representative to choose this option when configuring your Lateral Trunk System**



BACK CUSHION POSITIONED  
BETWEEN CANES



CUSTOM SEATING

BODY POSITIONING

WHEELCHAIR TRAYS

ASSISTIVE TECHNOLOGY

PATIENT TRANSFER

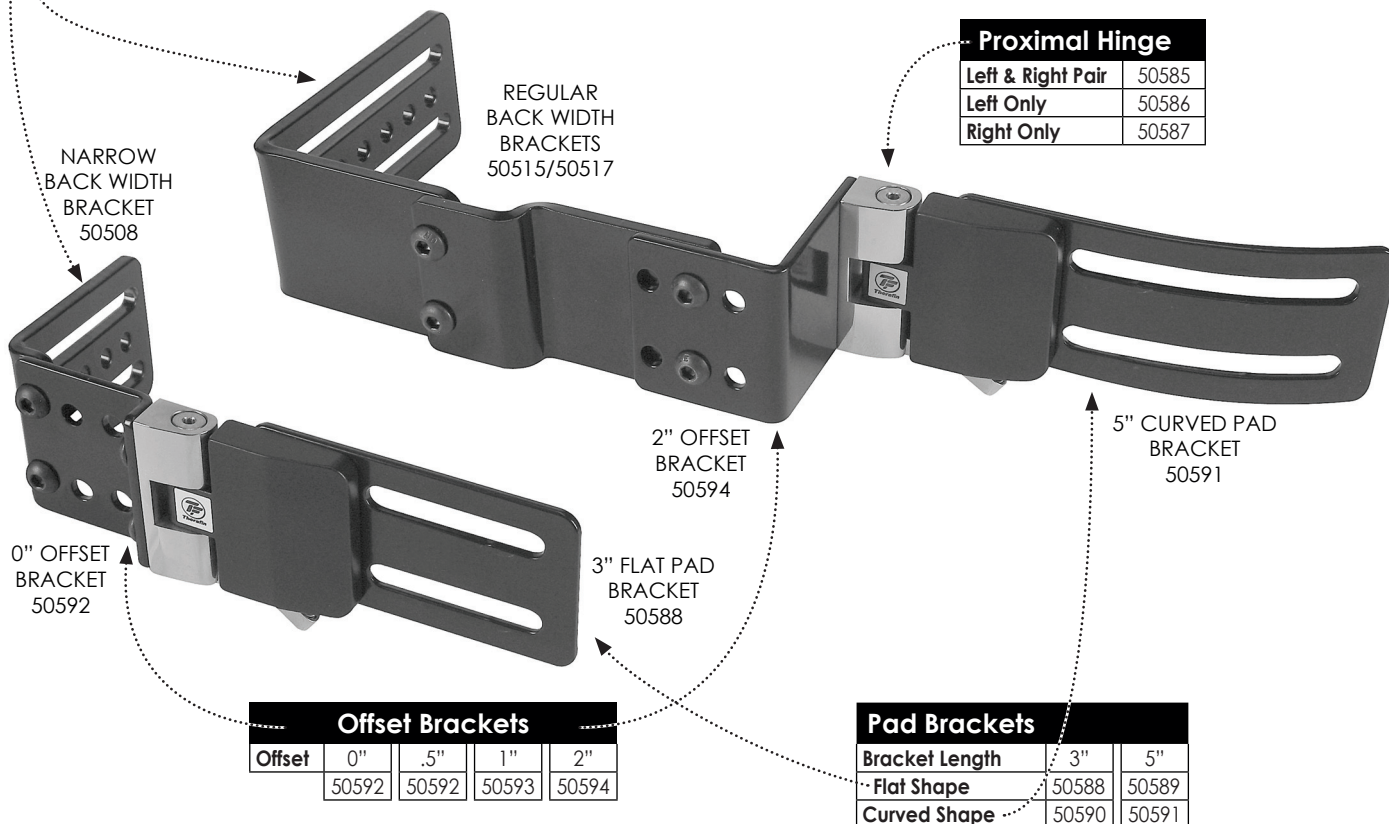
## Pre-Assembled Lateral Hardware

### INDIVIDUAL PARTS FOR PROXIMAL SWINGAWAY LTS HARDWARE

#### Back Brackets

Total Back Thickness	1.5"	2"	2.5"	3"	3.5"	4"	4.5"	5"	5.5"	6"	6.5"
Foam Thickness	1"	1.5"	2"	2.5"	3"	3.5"	4"	4.5"	5"	5.5"	6"
Narrow Back Width	50508	50510	50512	50518	50519	50508/50516	50508/50517	50510/50517	50512/50517	50518/50517	50519/50517
Regular Back Width	50509	50511	50513	50514	50515	50509/50516	50509/50517	50511/50517	50513/50517	50514/50517	50515/50517

Back Brackets for thicker foam consist of 2 pieces. Give both part numbers when ordering.



CUSTOM SEATING

BODY POSITIONING

WHEELCHAIR TRAYS

ASSISTIVE TECHNOLOGY


PATIENT TRANSFER



# Lateral Hardware

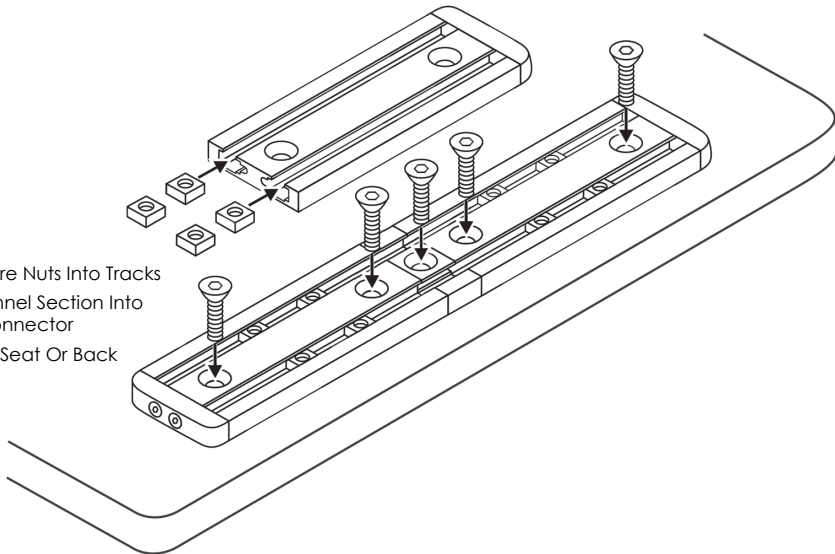

## CANE MOUNTED SWINGAWAY LTS

Features:	Description	Part Number
<ul style="list-style-type: none"> <li>Fits 7/8", 1", and 1 1/8" push canes</li> <li>Swingaway locking hinges</li> <li>2" stainless steel lateral offset brackets</li> <li>4" x 6" Gel Pads with removable covers</li> <li>Available with or without pads and offset brackets</li> <li>Sold in pairs</li> </ul>	Swingaway Kits with gel pads and offset brackets	50021
	Swingaway Kits only, includes cane mounts swingaway hinges	50022



## ADJUSTABLE CHANNEL

Features:	Description	Part Number
<ul style="list-style-type: none"> <li>New design increases useable channel</li> <li>Use on seat or back</li> <li>Easy adjustability</li> <li>Track is black aluminum, 1 7/8" wide</li> <li>Black molded end caps</li> <li>Has 1/4"- 20 square nuts inside channels</li> <li>Slots are 1" on center</li> </ul>	<b>Back Channels, Pair, Overall Length</b>	
	6" long, pair	50067
	7" long, pair	50068
	8" long, pair	50069
	9" long, pair	50070
	10" long, pair	50045
	11" long, pair	50071
	12" long, pair	50072
	13" long, pair	50073
	14" long, pair	50074
	15" long, pair	50075
	16" long, pair	50076
	17" long, pair	50077
	18" long, pair	50078
	19" long, pair	50079



CUSTOM SEATING

BODY POSITIONING

WHEELCHAIR TRAYS

ASSISTIVE TECHNOLOGY

PATIENT TRANSFER

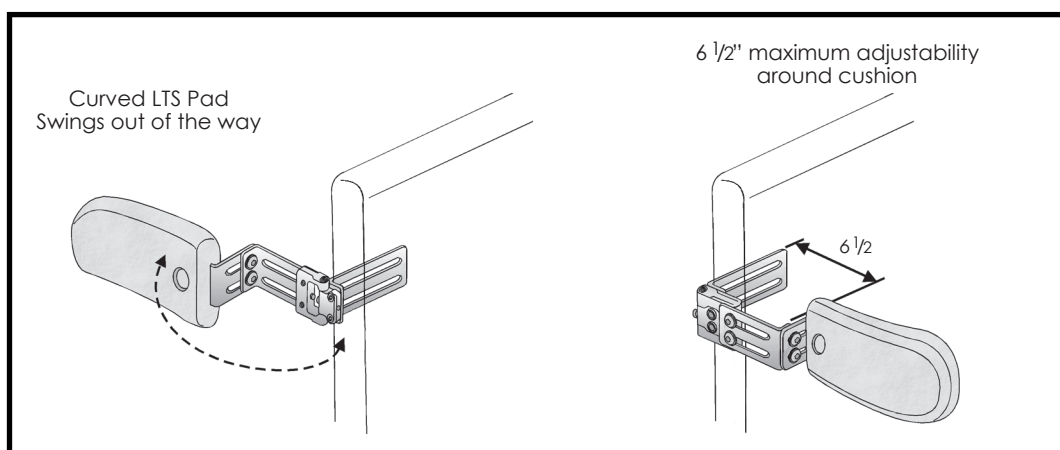
## Lateral Hardware

### OFFSET-IN SWINGAWAY LATERAL TRUNK SUPPORT KIT

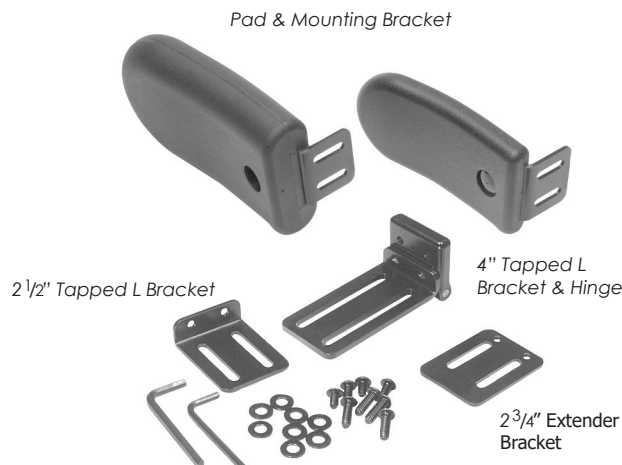

#### Features:

- Brackets adjust to cushion thickness, and LTS pad swings out of the way
- Low profile heavy duty swingaway hinge has push button release
- Hinge is black anodized aluminum and stainless steel
- Brackets are stainless steel, coated black
- Pads are black textured self-skinning polyurethane foam, and are reversible for soft or firm support
- Optional removable neoprene covers are available for pads
- Kit can be connected to a multimount frame with optional Multimount Adapter

Description	Part Number
<b>Offset-In Swingaway LTS Kits w/ Curved Molded Pad</b>	
Kit w/ Small Pad, 3 x 6 x 3/4 thick	31490
Kit w/ Large Pad, 4 x 7 x 1 1/2 thick	31492
<b>Offset-In Swingaway LTS Kit (No Pad)</b>	
Kit Only, No Pad	31494
<b>Curved Molded Pads Only</b>	
Small Pad, 3 x 6 x 3/4 thick	32493
Large Pad, 4 x 7 x 1 1/2 thick	32494
Small Pad w/Insert Bracket*	32490
Large Pad w/Insert Bracket*	32491
*Insert Bracket attaches pad to LTS Kit	
<b>LTS Kit Accessories</b>	
Small Neoprene Pad Cover	32407
Large Neoprene Pad Cover	32408
Neoprene Bracket Sleeve	50135
Multimount Adapter	32828



#### OFFSET-IN CURVED PAD



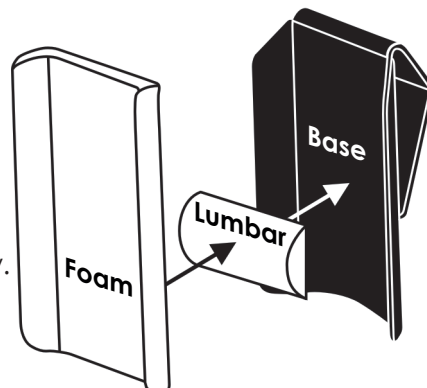
## No-Hardware Back Support

**Did you know** patients that are eligible for a manual wheelchair or some power wheelchairs under Medicare are automatically eligible for a basic back?

**Do your patients** need posture support for your slingback/folding wheelchairs?

## EASY CLIP BACK POSTURE SUPPORT FOR A SLINGBACK WHEELCHAIR

Our new Easy Clip Back is a basic wheelchair back designed to provide the user with more firm back support. It's comfortably contoured with an adjustable lumbar pad included.



**NO HARDWARE NEEDED!**  
Simply slip it over the existing upholstery.



# CLIP

**NO ASSEMBLY...NO LABOR  
NO HARDWARE...NO TOOLS  
IT'S EASY!**

### PERFECT FOR:

*Durable Medical Equipment Companies, Rental Chairs, Rehab Facilities, Nursing Homes, Long Term Care Facilities, and Home Health users can take it wherever their wheelchair goes!*

## EASY CLIP BACK

### Features:

- Provides a stable backrest support
- Simple to install and remove
- Super lightweight
- Removable washable cover

CE compliant

Description	Part Number
Easy Clip Back, 14" wide x 14" tall	50017
Easy Clip Back, 16" wide x 16" tall	50018
Easy Clip Back, 18" wide x 16" tall	50019

### Case Price Discount for any 10 Easy Clip Backs

Any sizes can be combined for a quantity of 10  
(case price discount cannot be combined with any other discount)





# Soft Goods Comparison

TheraFit is our line of **High Quality Soft Goods**. These positioning products use premium materials and finishing techniques to provide superior solutions for your clients. And as you've come to expect from Therafin, they are competitively priced to address your reimbursement challenges.



- Shoulder Harness page 51
- Y-Harness page 52
- Stretch Vests pages 54-55

- Chest Straps pages 60-61
- 4 Point Hip Belts page 62
- 4 Point Y-Style Hip Belts page 63

- Single Pull Hip Belts pages 64-65
- Rear Pull Hip Belts page 66
- Center Pull Hip Belts page 67

We also offer our **Legacy Soft Goods** in various strap configurations and materials.

## TheraFit Premium Soft Goods

### Premium Solution

Thickness: approximately 7mm material

Dynamic (stretch) and Static (non-stretch) materials

Stretch: Firm

Static: Nylon surface, non-stretch

Works well in high tone situations

Heavy weight

## Therafin Legacy Soft Goods

### Value Solution

Thickness: approximately 5mm material

Dynamic (stretch) and Static (non-stretch) materials

Stretch: Easy

Static: Wipeable vinyl, non-stretch

Works well in low tone situations

Light weight

Therafin...

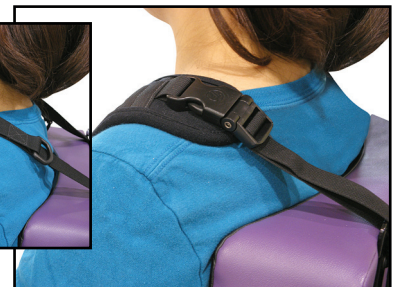
...listened to the issues about maintaining proper anterior positioning.

...responded by engineering a new exclusive hinged buckle designed to help the straps stay tight and secure at various angles.

ISSUE:



SOLUTION:



### HINGED BUCKLES ARE ON:

Y-Harness, pg. 52



TheraFit Vest, Full and Trim, pgs. 54-55



Stretch Vests and Zipper Vests, pgs. 56-57



CUSTOM SEATING

BODY POSITIONING

WHEELCHAIR TRAYS

ASSISTIVE TECHNOLOGY

PATIENT TRANSFER



## TheraFit Premium Soft Goods

### THERASLEEVES

#### Features:

- Simple slip-on sleeves keep Anterior Supports and Hip Belts clean
- Sold in pairs, always have one to use while the other one is in the laundry
- Soft stretchy fabric is waterproof and breathable, machine washable and dryer safe

Available for  
TheraFit Shoulder Harness pg. 51

**Shown here with ANIMAL Pattern**



Available for  
TheraFit Vests pgs. 54-55

**Shown here with PLANE Pattern**



Available for TheraFit Chest Straps pgs. 60-61

**Shown here with DRAGONFLY Pattern**



Available for TheraFit Single Pull Hip Belts pgs. 64-65

**Shown here with BLACK Fabric**



**A harness, vest, chest strap or hip belt  
is not a safety device.  
They are to be used only for positioning.**

## TheraFit Premium Soft Goods

### THERAFIT SHOULDER HARNESS

#### Features:

- Heavy duty non-stretch cushioned harness with reinforced webbing
- Extended upper straps go over the shoulder
- 3-bar sliding clips add extra adjustment to position the quick release buckles near the chair back
- Stand behind user and pull finger loops to adjust top straps

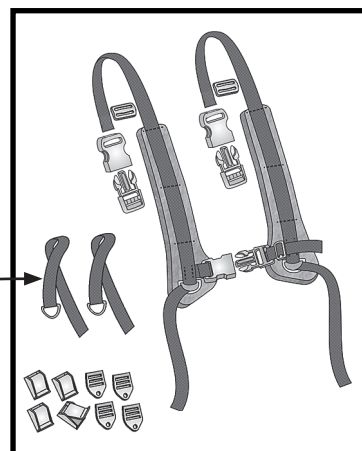


Description			Part Number
With Metal Clips			
X-Small	9" long	17" long	61301
Small	10" long	18" long	61401
Medium	11" long	22" long	61501
Large	12" long	22" long	61701
X-Large	20" long	22" long	61801
With Cam Locks			
X-Small	9" long	17" long	61302
Small	10" long	18" long	61402
Medium	11" long	22" long	61502
Large	12" long	22" long	61702
X-Large	20" long	22" long	61802
With Metal Clips and Cam Locks			
X-Small	9" long	17" long	61303
Small	10" long	18" long	61403
Medium	11" long	22" long	61503
Large	12" long	22" long	61703
X-Large	20" long	22" long	61803

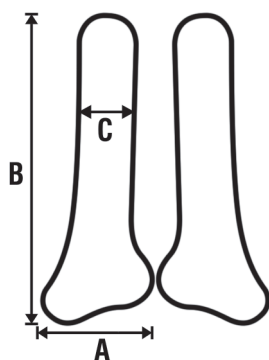


Pediatric

All Finger Loop strap sections on this page are 13" long, without attaching hardware.



**TheraFit**  
Premium Soft Goods



#### TheraSleeve II!



Shoulder Harness	TheraSleeve Pattern			
Size, Pair	Plane	Animal	Drgnfly	Black
X-Small	60049	60054	60059	60064
Small	60050	60055	60060	60065
Medium	60051	60056	60061	60066
Large	60052	60057	60062	60067
X-Large	60053	60058	60063	60068

See examples of each TheraSleeve fabric pg. 50

Harness Dimensions (inches)	A	B	C
X-SMALL	2.7	8.6	1.4
SMALL	3.0	12.0	1.8
MEDIUM	3.4	13.4	2.0
LARGE	4.0	16.1	2.3
X-LARGE	4.5	18.2	2.6



**STRAP POSITIONING  
GUIDES KEEP STRAPS  
FROM FALLING OFF  
SHOULDERS, PAGE 69**



Attaching  
Hardware  
Information  
on page 68



Replacement  
Parts on  
page 92

CUSTOM SEATING

BODY POSITIONING

WHEELCHAIR TRAYS

ASSISTIVE TECHNOLOGY

PATIENT TRANSFER

# TheraFit Premium Soft Goods

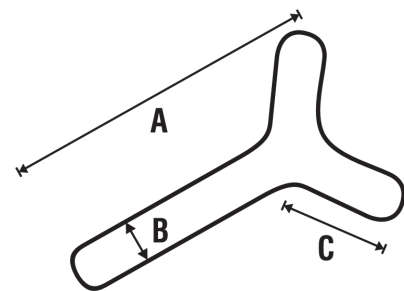
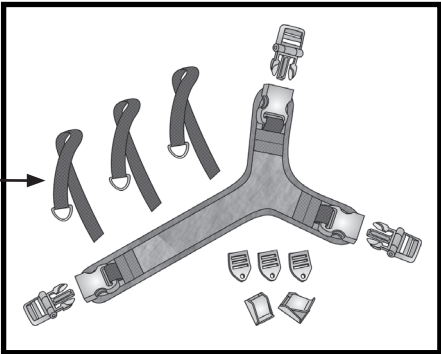
## THERAFIT Y-HARNESS

- Features:**
- Use across the body to control shoulder rotation on one side
  - Asymmetrical design for use on either shoulder
  - Comfortable fit for both male and female
  - **Therafin's exclusive hinged buckles help straps stay secure at various angles**
  - Pull finger loops to adjust straps
  - Hardware to attach to chair included

Description	Part Number
Small	30683
Medium	30684
Large	30685



All Finger Loop strap sections on this page are 31" long, without attaching hardware.



Harness Dimensions (inches)	A	B	C
SMALL	18	2	7
MEDIUM	20	2	8
LARGE	24	2.5	10



**TheraFit**  
Premium Soft Goods

A harness is not a safety device.  
It is to be used only for positioning.



CUSTOM SEATING

BODY POSITIONING

WHEELCHAIR TRAYS

ASSISTIVE TECHNOLOGY

PATIENT TRANSFER



## Legacy Harness

### BANDOLIER HARNESS

**Features:**

- Features elastic loops for adjustment of the strap intersection
- Extended upper straps go over the shoulder
- Quick release buckles located near the chair back
- Stand behind user and pull finger loops to adjust top straps
- Hardware to attach to chair included



Description	Part Number	Padded Area Dimensions
Small	30639	1.5" x 14"
Medium	30640	1.5" x 16"
Large	30641	1.5" x 18"

Bandolier Harness	Top Strap sections adjustment w/hardware	Bottom Strap adjustment w/hardware
Small	13" maximum	15" maximum
Medium	13" maximum	15" maximum
Large	13" maximum	15" maximum

**STRETCH**



### PADDED X-STYLE HARNESS


**Features:**

- Cushioned harness with reinforced webbing
- X-Style harness has minimal stretch
- Extended upper straps go over the shoulder
- Quick release buckles located near the chair back
- Stand behind user and pull finger loops to adjust top straps
- Hardware to attach to chair included



Description	Part Number	Padded Area Dimensions
Small	30519	1.5" x 10"
Medium	30520	2" x 13"
Large	30521	2.5" x 16"

X-Harness	Top Straps	Finger Loop Straps, without hardware	Bottom Straps, without hardware
Small	8" long	10" long	23" long
Medium	10" long	16" long	23" long
Large	12" long	18" long	23" long



CUSTOM SEATING

BODY POSITIONING

WHEELCHAIR TRAYS

ASSISTIVE TECHNOLOGY

PATIENT TRANSFER

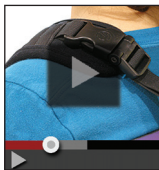


# TheraFit Premium Soft Goods

## THERAFIT VEST

- **Comfort Fit** Vests have our exclusive hinged buckles that help shoulder straps stay secure at various angles
- Stand behind user and pull finger loops to adjust top straps
- Pull finger loops to adjust bottom straps
- Hardware to attach to chair included

CE compliant



--Do you have issues maintaining proper anterior positioning?  
 --Our new hinged buckle is designed to help the straps stay tight!  
 --See the solution our hinged buckles offer:  
<http://tinyurl.com/HingedBuckle>

- **Extended Strap** Vests have long upper straps that go over the shoulder
- 3-bar sliding clips add extra adjustment to position the quick release buckles near the chair back
- Stand behind user and pull finger loops to adjust top straps
- Pull finger loops to adjust bottom straps
- Hardware to attach to chair included

CE compliant



FLEXIBLE BLENDED  
NEOPRENE MATERIAL  
CAN BE HAND WASHED  
AND AIR DRIED



Pediatric



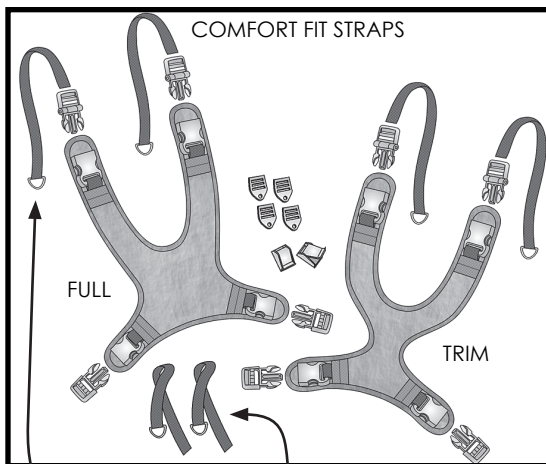
Bariatric



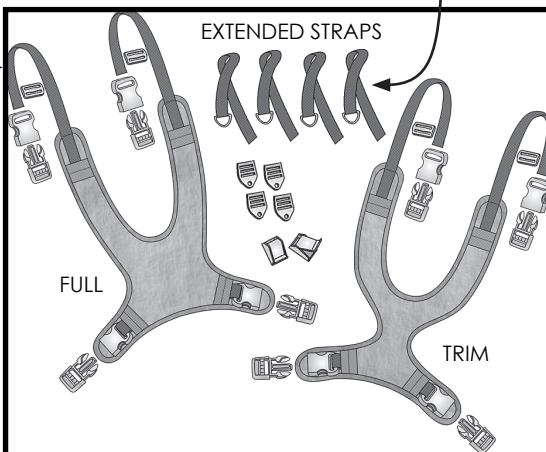
TRIM SHAPE

**TheraFit**  
Premium Soft Goods

Description		Part Number
Full w/Reinforced Comfort Fit Straps		
Small		30589
Medium		30590
Large		30591
X-Large		30592
2X-Large		30593
Trim w/Reinforced Comfort Fit Straps		
Early Intervention		30601
Small		30618
Medium		30619
Large		30620
X-Large		30621
2X-Large		30622
Full w/Reinforced Extended Straps		
The "Extended" strap/buckle section adds to the top strap length		
Small	+ 6"	30594
Medium	+ 6"	30595
Large	+ 7"	30596
X-Large	+ 8"	30597
2X-Large	+ 11"	30598
Trim w/Reinforced Extended Straps		
Early Intervention	+ 6"	30603
Small	+ 6"	30604
Medium	+ 6"	30624
Large	+ 7"	30625
X-Large	+ 8"	30626
2X-Large	+ 11"	30627



All Finger Loop strap sections on this page are 31" long, without attaching hardware.



CUSTOM SEATING

BODY POSITIONING

WHEELCHAIR TRAYS

ASSISTIVE TECHNOLOGY

PATIENT TRANSFER

## CHOOSING A THERAFIT VEST SIZE

**TheraFit**  
Premium Soft Goods

A	B	Suggested Full Vest
10" - 15"	7.5" - 8.5"	Full SMALL
16" - 21"	9" - 12"	Full MEDIUM
22" - 25"	12.5" - 15"	Full LARGE
26" - 29"	15.5" - 17.5"	Full X-LARGE
30" & UP	18" & UP	Full 2X-LARGE

\*When size is a choice between two different rows, use dimension B as the priority

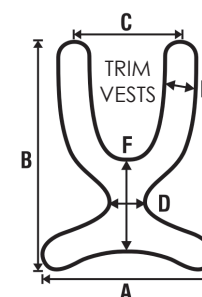
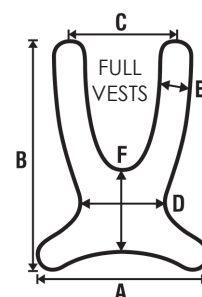
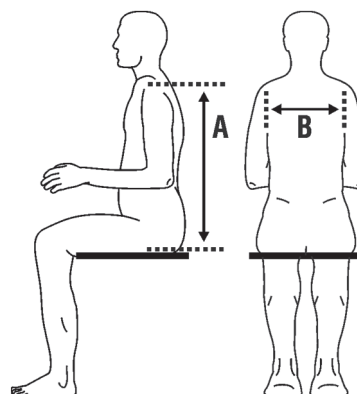
A	B	Suggested Trim Vest
12" - 14"	5" - 6"	Trim EARLY INTERVENTION
14" - 16"	6" - 8.5"	Trim SMALL
16" - 21"	9" - 12"	Trim MEDIUM
22" - 25"	12.5" - 15"	Trim LARGE
26" - 29"	15.5" - 17.5"	Trim X-LARGE
30" & UP	18" & UP	Trim 2X-LARGE

Vest Dimensions (inches)	A	B	C	D	E	F
Full SMALL	9.5	12.5	5.5	5	2	5
Full MEDIUM	11.25	15	7	5.75	2	5.5
Full LARGE	13.5	18	8.5	7	2.5	6.5
Full X-LARGE	15.75	21	10	8	3	7.5
Full 2X-LARGE	18	24	11	9.25	3.5	8.5

Vest Dimensions (inches)	A	B	C	D	E	F
Trim EARLY INTERVENTION	7.25	10.5	6.25	1	1.5	4
Trim SMALL	9.5	12.5	6	2	2	5.5
Trim MEDIUM	11.25	15	7	2.5	2	6
Trim LARGE	13.5	18	8.5	3	2.5	7.25
Trim X-LARGE	15.75	21	10	3.5	3	8.5
Trim 2X-LARGE	18	24	11	9.25	3.5	8.5

A: SEAT TO  
SHOULDER

B: WIDTH AT  
ARMPITS



A vest is not a  
safety device.  
It is to be used  
only for positioning.

CUSTOM SEATING

BODY POSITIONING

WHEELCHAIR TRAYS

ASSISTIVE TECHNOLOGY

PATIENT TRANSFER

### TheraSleeve II!



See examples of  
each TheraSleeve  
fabric pg. 50

Comfort Fit Strap	TheraSleeve Pattern			
Full Shape Size, Pair	Plane	Animal	Drgnfly	Black
Small	60207	60218	60229	60240
Medium	60208	60219	60230	60247
Large	60209	60220	60237	60248
X-Large	60210	60227	60238	60249
2X-Large	60217	60228	60239	60280
Trim Shape Size, Pair	Plane	Animal	Drgnfly	Black
Early Intervention	60281	60287	60293	60299
Small	60282	60288	60294	60300
Medium	60283	60289	60295	60307
Large	60284	60290	60296	60308
X-Large	60285	60291	60297	60309
2X-Large	60286	60292	60298	60317

Extended Strap	TheraSleeve Pattern			
Full Shape Size, Pair	Plane	Animal	Drgnfly	Black
Small	60318	60329	60340	60345
Medium	60319	60330	60341	60346
Large	60320	60337	60342	60347
X-Large	60327	60338	60343	60348
2X-Large	60328	60339	60344	60349
Trim Shape Size, Pair	Plane	Animal	Drgnfly	Black
Early Intervention	60350	60356	60362	60368
Small	60351	60357	60363	60369
Medium	60352	60358	60364	60370
Large	60353	60359	60365	60371
X-Large	60354	60360	60366	60372
2X-Large	60355	60361	60367	60373



STRAP POSITIONING  
GUIDES KEEP STRAPS  
FROM FALLING OFF  
SHOULDERS, PAGE 69



Attaching  
Hardware  
Information  
on page 68



Replacement  
Parts on  
page 92

### TheraFit Vest Sizing Templates

#### Features:

- Cutouts for 5 Full Shape and 6 Trim Shape vest sizes

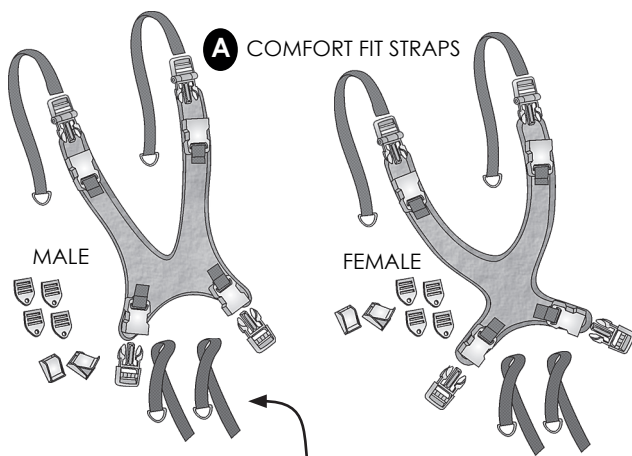
Description	Part Number
TheraFit Vest Sizing Templates	40013

# Legacy Vests

## STRETCH VESTS

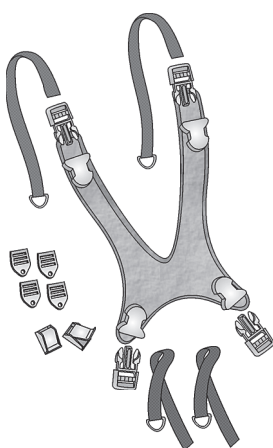
### Features:

- Flexible blended Neoprene material can be hand washed and air dried
- Lighter weight
- Less resistant compared to TheraFit material
- Performs better for individuals with low tone



All Finger Loop strap sections on this page are 31" long, without attaching hardware.

### B COMFORT FIT STRAPS AND NO-SEW BUCKLES

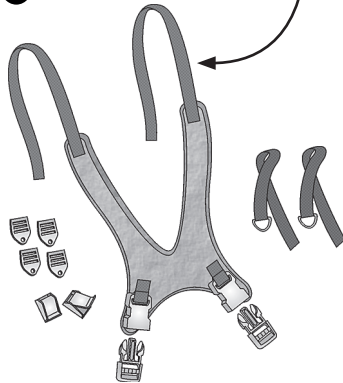


The "Extended" strap/buckle section adds about 7" to the top strap length. Use with Finger Loop strap sections.

### C EXTENDED STRAPS






### D FIXED STRAPS



The "Fixed" top straps are 25" long, without attaching hardware.

### E ZIPPER



Description	Part Number	Description	Part Number
<b>A Comfort Fit Straps: Stand behind user and pull finger loops to adjust top straps, hinged buckles keep top straps secure</b>			
<b>Male</b> 		<b>Female</b>	
X-Small	30402P		
Small	30402S	Small	31497S
Medium	30402M	Medium	31497M
Large	30402L	Large	31497L
X-Large	30402X		
<b>B Comfort Fit Straps and No-Sew Buckles: No-sew buckles resist tear-out</b>			
<b>Male</b>		<b>Female</b>	
Small	30559	Small	30563
Medium	30560	Medium	30564
Large	30561	Large	30565
X-Large	30562		
<b>C Extended Straps: Long upper straps go over the shoulder, quick release buckles are located near the chair back, stand behind user and pull finger loops to adjust top straps</b>			
<b>Male</b> 		<b>Female</b>	
X-Small	30401P		
Small	30401S	Small	30457
Medium	30401M	Medium	30458
Large	30401L	Large	30459
X-Large	30401X		
<b>D Fixed Straps: Long upper straps attach to chair back with attaching clips, stand behind user and adjust top straps at clips</b>			
<b>Male</b> 		<b>Female</b>	
X-Small	30412		
Small	30413	Small	30417
Medium	30414	Medium	30418
Large	30415	Large	30419
X-Large	30416		
<b>E Zipper Vest: Zips up from the bottom or down from the top, stand behind user and pull finger loops to adjust top straps, hinged buckles</b>			
<b>Male Zip Up</b>		<b>Female Zip Up</b>	
Small	30420	Small	30423
Medium	30421	Medium	30424
Large	30422	Large	30425
<b>Male Zip Down</b>		<b>Female Zip Down</b>	
Small	30426	Small	30429
Medium	30427	Medium	30430
Large	30428	Large	30431

For sizing chart see page 59



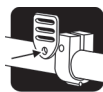
## Legacy Vests



STRAP POSITIONING  
GUIDES KEEP STRAPS  
FROM FALLING OFF  
SHOULDERS, PAGE 69



A vest is not a  
safety device.  
It is to be used only  
for positioning.



Attaching  
Hardware  
Information  
on page 68



Replacement  
Parts on  
page 92

CUSTOM SEATING

BODY POSITIONING

WHEELCHAIR TRAYS

ASSISTIVE TECHNOLOGY

PATIENT TRANSFER



# Legacy Vests

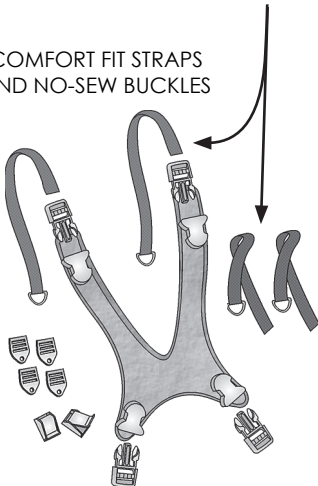
## NON-STRETCH VESTS - STRUCTURED

- Features:**
- Non-Stretch vinyl material has a wipeable surface and edging
  - Hardware to attach to chair included

Description	Part Number	Description	Part Number
<b>F Vinyl Vest with No-Sew Buckles:</b> No-sew buckles resist tear-out, stand behind user and pull finger loops to adjust top straps			
<b>Male</b>		<b>Female</b>	
Small	30479	Small	30482
Medium	30480	Medium	30483
Large	30481	Large	30484
X-Large	30507		
<b>G Vinyl Vest with Extended Straps:</b> Long upper straps go over the shoulder, quick release buckles are located near the chair back, stand behind user and pull finger loops to adjust top straps			
<b>Male</b>	<b>Pediatric</b>	<b>Female</b>	
X-Small	51044		
Small	51045	Small	51049
Medium	51046	Medium	51050
Large	51047	Large	51051
X-Large	51048		

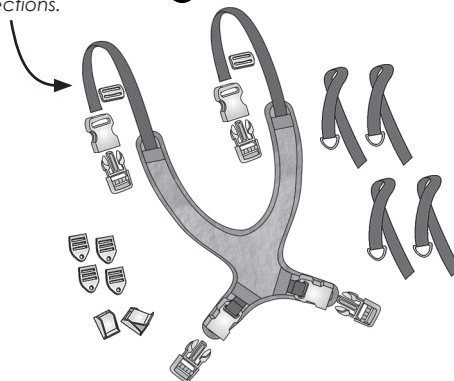
All Finger Loop strap sections on this page are 31" long, without attaching hardware.

**F** COMFORT FIT STRAPS AND NO-SEW BUCKLES



The "Extended" strap/buckle section adds about 6" to the top strap length. Use with Finger Loop strap sections.

**G** EXTENDED STRAPS



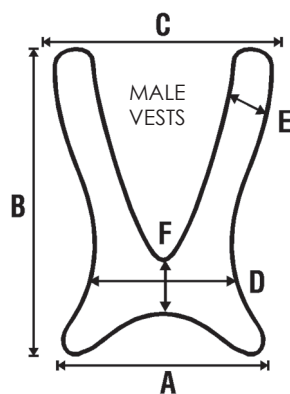
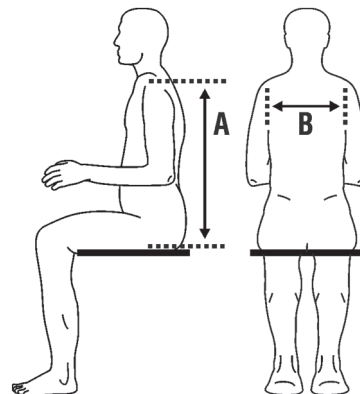
## CHOOSING A LEGACY VEST SIZE

A	B	Suggested Vest
8" - 12"	7" - 8"	Male X-SMALL
12" - 15"	8" - 9"	Male SMALL
16" - 20"	9" - 11"	Male MEDIUM
21" - 22"	11" - 14"	Male LARGE
23" - 25"	11" - 14"	Male X-LARGE
10" - 14"	7" - 8"	Female SMALL
12" - 16"	8" - 9"	Female MEDIUM
17" - 20"	9" - 10"	Female LARGE
16" - 20"	9" - 10"	Female SMALL (w/Zipper)
21" - 22"	11" - 14"	Female MEDIUM (w/Zipper)
23" - 24"	13" - 16"	Female LARGE (w/Zipper)

\*When size is a choice between two different rows, use dimension B as the priority

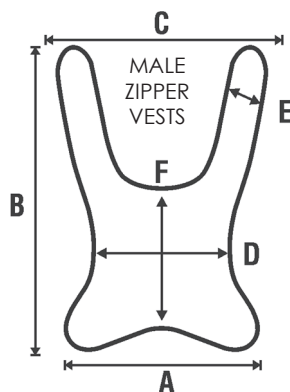
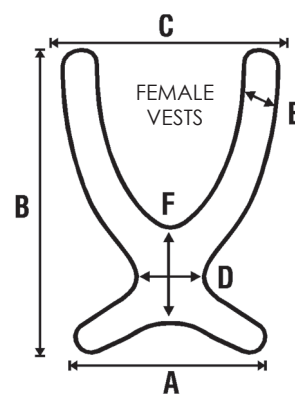
A: SEAT TO  
SHOULDER

B: WIDTH AT  
ARMPITS



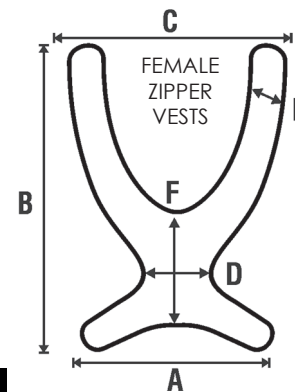
### Stretch & Non-Stretch Vests

Vest Dimensions (inches)	A	B	C	D	E	F
Male X-SMALL	5.5	7.5	7.5	4.75	1.5	3.5
Male SMALL	7	12	8	5.5	1.75	2.75
Male MEDIUM	8.25	14	9.75	6.5	2.25	3
Male LARGE	8.75	17.25	12.5	6.75	2.5	5.25
Male X-LARGE	11	21.75	13	7.5	3	7
Female SMALL	7	11	8	2	2	5.25
Female MEDIUM	8	12.5	8	2	2	5.75
Female LARGE	8	16	10	2	2.25	7.5



### Zipper Vests Only

Vest Dimensions (inches)	A	B	C	D	E	F
Male SMALL	7	11.75	9	6	1.75	5
Male MEDIUM	8.5	14.25	10.75	7	2.25	5
Male LARGE	9	17.25	11.75	7.25	2.5	6.5
Female SMALL	9.25	14	10.5	3.5	2	6.5
Female MEDIUM	12.75	16	12	3	2	6.5
Female LARGE	12.25	20.5	10	3.5	2.75	6.5



### Vest Sizing Templates

#### Features:

- Cutouts for 5 male vest sizes and 3 female vest sizes

Description	Part Number
Vest Sizing Templates	40015



**A vest is not a safety device.  
It is to be used only for positioning.**



Attaching  
Hardware  
Information  
on page 68



Replacement  
Parts on  
page 92

CUSTOM SEATING

BODY POSITIONING

WHEELCHAIR TRAYS

ASSISTIVE TECHNOLOGY

PATIENT TRANSFER

# TheraFit Premium Soft Goods

## THERAFIT CHEST STRAPS

### Features:

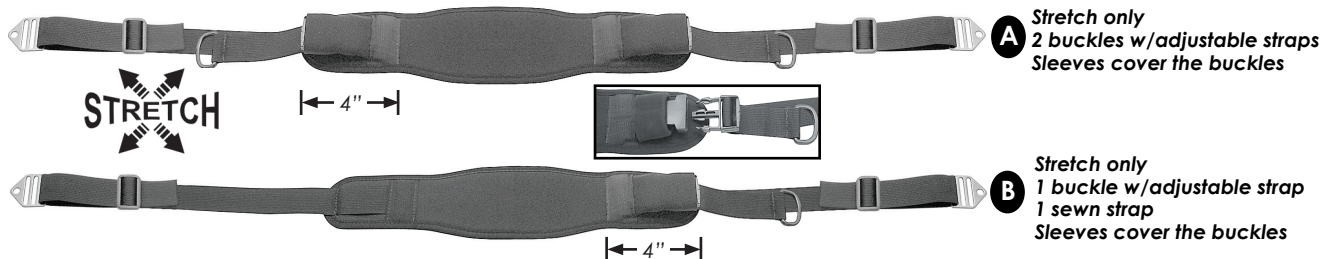
- A** 2 buckles with adjustable straps, side release buckles under the arm are covered with a sleeve to protect from skin irritation
- B** 1 covered buckle with adjustable strap, 1 sewn strap
- C** One-piece with sewn straps
- D** Two-piece with sewn straps, hook and loop center release with webbing pull loop
- E** Two-piece with sewn straps, hook and loop release, webbing pull loop, webbing safety strap with buckle
- F** 1 rear buckle with adjustable strap, 1 sewn strap
  - Hardware to attach to chair included



**TheraFit**  
Premium Soft Goods

TheraFit Chest Strap lengths shown here are taken from end to end, fully extended, without attaching hardware. 1-Piece padded area dimensions are: Small 3" x 16", Medium 4" x 20", Large 4" x 24", X-Large 6" x 28", 2X-Large 8" x 32". 2-Piece padded area dimensions are: Small 3" x 10" (each piece), Medium 4" x 14", Large 4" x 18".

Description		Part Number	
2 Buckles w/Adj. Straps, 2 Metal Clips & 3-Bar Slides			
Small, 46"	A	60110 (Stretch)	
Medium, 54"		60111 (Stretch)	
Large, 64"		60112 (Stretch)	
1 Buckle w/Adj. Strap, 1 Sewn Strap, 2 Metal Clips & 3-Bar Slides			
Small, 45"	B	60113 (Stretch)	
Medium, 53"		60114 (Stretch)	
Large, 62"		60115 (Stretch)	
X-Large, 71"		60123 (Stretch)	
2X-Large, 78"		60124 (Stretch)	
One-Piece w/2 Sewn Straps, 2 Cam Locks, 1 Metal Clip & 3-Bar Slides			
Small, 44"	C	60116 (Stretch)	60147 (Non-Stretch)
Medium, 52"		60117 (Stretch)	60148 (Non-Stretch)
Large, 60"		60118 (Stretch)	60149 (Non-Stretch)
Two-Piece w/2 Sewn Straps, 2 Metal Clips & 3-Bar Slides			
Small, 44"	D	60119 (Stretch)	60150 (Non-Stretch)
Medium, 52"		60120 (Stretch)	60151 (Non-Stretch)
Large, 60"		60121 (Stretch)	60152 (Non-Stretch)
Two-Piece w/ 2 Sewn Straps, Safety Strap, 2 Metal Clips & 3-Bar Slides			
Small, 44"	E		60153 (Non-Stretch)
Medium, 52"			60154 (Non-Stretch)
Large, 60"			60155 (Non-Stretch)
1 Rear Buckle w/ Adj. Strap, 1 Sewn Strap, 2 Metal Clips & 3-Bar Slides			
Small, 45"	F		60157 (Non-Stretch)
Medium, 54"			60158 (Non-Stretch)
Large, 62"			60159 (Non-Stretch)



CUSTOM SEATING

BODY POSITIONING

WHEELCHAIR TRAYS

ASSISTIVE TECHNOLOGY


PATIENT TRANSFER



**UNIVERSAL POSITIONING STRAP****Features:**

- A simple strap that can be used universally for positioning.
- Three sizes available.
- Hook and loop closure.
- Cut to length.

Description	Part Number
<b>Positioning Strap, Universal Stretch</b>	
Small, 3W X 56L	34434
Medium, 4.5W X 56L	34435
Large, 6W X 56L	34436



CUSTOM SEATING

BODY POSITIONING

WHEELCHAIR TRAYS

ASSISTIVE TECHNOLOGY

PATIENT TRANSFER



## Hip Belt Comparison

CUSTOM SEATING

BODY POSITIONING

WHEELCHAIR TRAYS

ASSISTIVE TECHNOLOGY

PATIENT TRANSFER

**SECURITY BUCKLE****PUSH BUTTON BUCKLE****PLASTIC BUCKLE**

Our **New Metal Security Buckle** feature reduces accidental user release. The design has reduced release-button access for addressing unwanted patient release, and increases safety for those that self release and also wear an anterior trunk support.

**Security Buckles** are available on all 4 Point Hip Belts on pgs. 62-63 and on Single Pull Hip Belts on pgs. 64-65

4 Point & 4 Point Y-Style, pgs. 62-63	Single Pull, pgs. 64-65	Dual Rear Pull, pg. 66	Dual Center Pull, pg. 67
<p>4 Point</p> <p>4 Point Y-Style</p>			
<b>4 Point belt vs 4 Point Y-Style belt</b>			

Y-Style pad covers more surface contact area. Some people feel the larger pad gives more comfort and helps better secure the pelvic position.

### Any 4 Point belt vs Any 2 Point belt

4 attaching points provide more pelvic control or postural support. However, some users may not need that much control or support, or may be limited by cost and reimbursement.

### Single Pull belt vs Dual Pull belt

Some people feel the dual pull allows the caregiver to pull the belt tighter, which can help secure the pelvis for better postural support.

### Dual Rear Pull belt vs Dual Center Pull belt

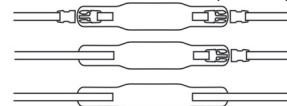
Some people feel the dual rear pull allows the caregiver to get an even tighter pull on the belt to secure the pelvis.

### ***TheraSleeve III!***



TheraFit Chest Strap		TheraSleeve Pattern			
Size, Pair	Plane	Animal	Drgnfly	Black	
Small, Stretch or Non-Stretch	60069	60072	60075	60078	
Medium, Stretch or Non-Stretch	60070	60073	60076	60079	
Large, Stretch or Non-Stretch	60071	60074	60077	60080	

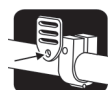
Available for these shapes only.



Not available for Two-Piece straps.

See examples of each TheraSleeve fabric pg. 50

Chest Strap video:  
[tinyurl.com/ChestStrap](http://tinyurl.com/ChestStrap)



Attaching  
Hardware  
Information  
on page 68




Replacement  
Parts on  
page 92

# TheraFit Premium Soft Goods

## THERAFIT 4 POINT HIP BELTS

### Features:

- Choose 1" or 1.5" straps, adjustable or fixed
- Various pad sizes available
- Available with NEW metal security buckle, metal buckle w/push button release, or plastic side release buckle
- NEW metal security buckle feature reduces accidental user release
- Hardware to attach to chair included



OPTIONAL  
BELT EXTENDER STRAPS

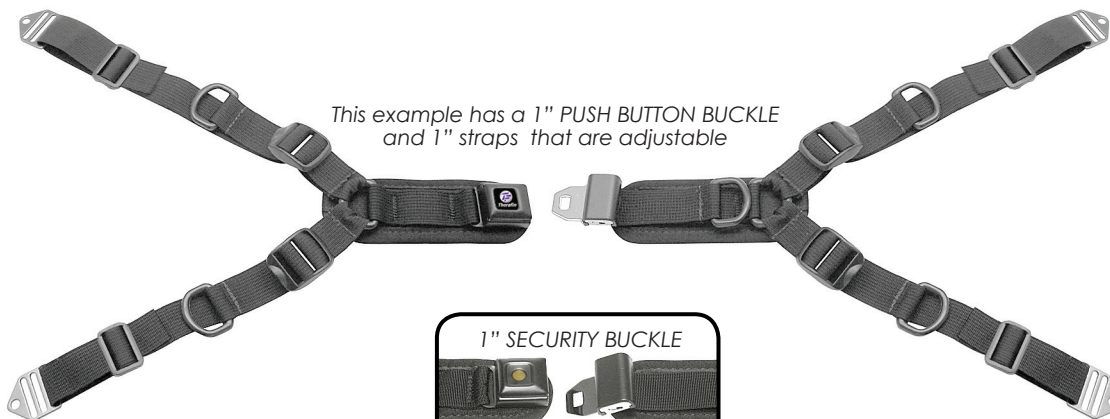
### BELT EXTENDER STRAPS, EACH 24" LONG

Description	Part Number
1" Straps, Pair	60144
1.5" Straps, Pair	60145
2" Straps, Pair	60146

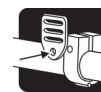
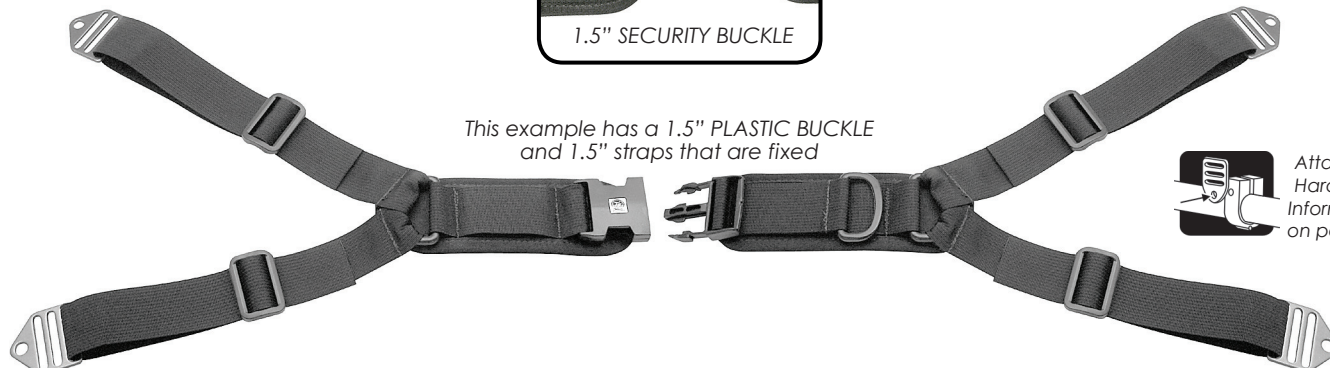
Extends hip belt length by 20 extra inches on each side

TheraFit 4 Point Hip Belt lengths shown here are taken from end to end, fully extended, without attaching hardware.

Description	Part Number
<b>Belt w/ 1" Straps, 4.25"L x 1.75"H Pads</b>	
w/Adjustable Straps & Push Button Buckle, 44"	60125
w/Adjustable Straps & Security Buckle, 44"	60490
w/Adjustable Straps & Plastic Buckle, 44"	60135
w/Fixed Straps & Push Button Buckle, 48"	60130
w/Fixed Straps & Security Buckle, 48"	60134
w/Fixed Straps & Plastic Buckle, 48"	60140
<b>Belt w/ 1" Straps, 5.25"L x 1.75"H Pads</b>	
w/Adjustable Straps & Push Button Buckle, 46"	60126
w/Adjustable Straps & Security Buckle, 46"	60491
w/Adjustable Straps & Plastic Buckle, 46"	60136
w/Fixed Straps & Push Button Buckle, 50"	60131
w/Fixed Straps & Security Buckle, 50"	60495
w/Fixed Straps & Plastic Buckle, 50"	60141
<b>Belt w/ 1.5" Straps, 5.25"L x 2.25"H Pads</b>	
w/Adjustable Straps & Push Button Buckle, 51"	60127
w/Adjustable Straps & Security Buckle, 51"	60492
w/Adjustable Straps & Plastic Buckle, 51"	60137
w/Fixed Straps & Push Button Buckle, 50"	60132
w/Fixed Straps & Security Buckle, 50"	60496
w/Fixed Straps & Plastic Buckle, 50"	60142
<b>Belt w/ 1.5" Straps, 7.25"L x 2.25"H Pads</b>	
w/Adjustable Straps & Push Button Buckle, 55"	60128
w/Adjustable Straps & Security Buckle, 55"	60493
w/Adjustable Straps & Plastic Buckle, 55"	60138
w/Fixed Straps & Push Button Buckle, 54"	60133
w/Fixed Straps & Security Buckle, 54"	60497
w/Fixed Straps & Plastic Buckle, 54"	60143



**TheraFit**  
Premium Soft Goods



Attaching  
Hardware  
Information  
on page 68

CUSTOM SEATING

BODY POSITIONING

WHEELCHAIR TRAYS

ASSISTIVE TECHNOLOGY

PATIENT TRANSFER

# TheraFit Premium Soft Goods


## THERAFIT 4 POINT Y-STYLE HIP BELTS

### Features:

- Choose 1", 1.5" or 2" straps
- Various pad sizes available
- Available with NEW metal security buckle, metal buckle w/push button release, or plastic side release buckle
- NEW metal security buckle feature reduces accidental user release
- Hardware to attach to chair included

Description	Part Number
<b>Belt w/ 1" Straps, Pad 6" Long</b>	
w/ 1" Push Button Buckle, 51"	60024
w/ 1" Security Buckle, 58"	60046
w/ 1" Plastic Side-Release Buckle, 51"	60027
<b>Belt w/ 1.5" Straps, Pad 9" Long</b>	
w/ 1.5" Push Button Buckle, 58"	60025
w/ 1.5" Security Buckle, 58"	60047
w/ 1.5" Plastic Side-Release Buckle, 58"	60028
<b>Belt w/ 2" Straps, Pad 11" Long</b>	
w/ 2" Push Button Buckle, 67"	60026
w/ 2" Security Buckle, 58"	60048
w/ 2" Plastic Side-Release Buckle, 67"	60029

BELT EXTENDER STRAPS, EACH 24" LONG	
Description	Part Number
1" Straps, Pair	60144
1.5" Straps, Pair	60145
2" Straps, Pair	60146
Extends hip belt length by 20 extra inches on each side	



OPTIONAL  
BELT EXTENDER STRAPS

TheraFit 4 Point Y-Style Hip Belt lengths shown here are taken from end to end, fully extended, without attaching hardware.



PUSH BUTTON BUCKLE



A hip belt is not a safety device.  
It is to be used only for positioning.

**TheraFit**  
Premium Soft Goods



PLASTIC BUCKLE



Replacement  
Parts on  
page 92

CUSTOM SEATING

BODY POSITIONING

WHEELCHAIR TRAYS

ASSISTIVE TECHNOLOGY

PATIENT TRANSFER



# TheraFit Premium Soft Goods

## THERAFIT SINGLE PULL HIP BELTS

### Features:

- Available with NEW metal security buckle, metal buckle w/push button release, or plastic side release buckle
- NEW metal security buckle feature reduces accidental user release
- Pads are attached to the straps
- Metal attaching clips, hinged collars, and cam lock buckles attach belt to chair



Description	Pediatric	Buckle	NEW	Style
<b>1" Straps, 4.25"L x 1.75"H Pads</b>		Push Button	Security	Plastic
w/Metal Clips		61001	60411	65001
w/Cam Locks		61002	60412	65002
w/Metal Clips & Cam Locks		61003	60413	65003
w/Metal Clips & Hinged Collars		61004	60414	65004
w/Cam Locks and Hinged Collars		61005	60415	65005
w/Clips, Cams & Hinged Collars		61006	60416	65006
<b>1" Straps, 5.25"L x 1.75"H Pads</b>		Push Button	Security	Plastic
w/Metal Clips		61101	60421	65101
w/Cam Locks		61102	60422	65102
w/Metal Clips & Cam Locks		61103	60423	65103
w/Metal Clips & Hinged Collars		61104	60424	65104
w/Cam Locks & Hinged Collars		61105	60425	65105
w/Clips, Cams & Hinged Collars		61106	60426	65106
<b>1" Straps, 6.25"L x 1.75"H Pads</b>		Push Button	Security	Plastic
w/Metal Clips		61201	60431	65201
w/Cam Locks		61202	60432	65202
w/Metal Clips & Cam Locks		61203	60433	65203
w/Metal Clips & Hinged Collars		61204	60434	65204
w/Cam Locks & Hinged Collars		61205	60435	65205
w/Clips, Cams & Hinged Collars		61206	60436	65206

Description	Buckle	NEW	Style
<b>1.5" Straps, 5.25"L x 2.25"H Pads</b>	Push Button	Security	Plastic
w/Metal Clips	62001	60441	65301
w/Cam Locks	62002	60442	65302
w/Metal Clips & Cam Locks	62003	60443	65303
w/Metal Clips & Hinged Collars	62004	60444	65304
w/Cam Locks and Hinged Collars	62005	60445	65305
w/Clips, Cams & Hinged Collars	62006	60446	65306
<b>1.5" Straps, 7.25"L x 2.25"H Pads</b>	Push Button	Security	Plastic
w/Metal Clips	62101	60451	65401
w/Cam Locks	62102	60452	65402
w/Metal Clips & Cam Locks	62103	60453	65403
w/Metal Clips & Hinged Collars	62104	60454	65404
w/Cam Locks & Hinged Collars	62105	60455	65405
w/Clips, Cams & Hinged Collars	62106	60456	65406
<b>1.5" Straps, 9.25"L x 2.5"H Pads</b>	Push Button	Security	Plastic
w/Metal Clips	62201	60461	65501
w/Cam Locks	62202	60462	65502
w/Metal Clips & Cam Locks	62203	60463	65503
w/Metal Clips & Hinged Collars	62204	60464	65504
w/Cam Locks & Hinged Collars	62205	60465	65505
w/Clips, Cams & Hinged Collars	62206	60466	65506



**TheraFit**  
Premium Soft Goods

Description	Buckle	NEW	Style
<b>2" Straps, 9.25"L x 3"H Pads</b>	Push Button	Security	Plastic
w/Metal Clips	64001	60471	65601
w/Cam Locks	64002	60472	65602
w/Metal Clips & Cam Locks	64003	60473	65603
w/Metal Clips & Hinged Collars	64004	60474	65604
w/Cam Locks & Hinged Collars	64005	60475	65605
w/Clips, Cams & Hinged Collars	64006	60476	65606
<b>2" Straps, 11.25"L x 3"H Pads</b>	Push Button	Security	Plastic
w/Metal Clips	64101	60481	65701
w/Cam Locks	64102	60482	65702
w/Metal Clips & Cam Locks	64103	60483	65703
w/Metal Clips & Hinged Collars	64104	60484	65704
w/Cam Locks & Hinged Collars	64105	60485	65705
w/Clips, Cams & Hinged Collars	64106	60486	65706
<b>Bariatric 2" Straps, 11.25"L x 3"H Pads</b>	Push Button		
w/Metal Clips	64301		
w/Cam Locks	64302		
w/Metal Clips & Cam Locks	64303		
w/Metal Clips & Hinged Collars	64304		
w/Cam Locks & Hinged Collars	64305		
w/Clips, Cams & Hinged Collars	64306		



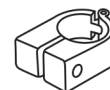
**Bariatric**



METAL CLIP

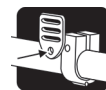


CAM LOCK  
BUCKLE



HINGED  
COLLAR

**A hip belt is not a safety device.  
It is to be used only for positioning.**



Attaching  
Hardware  
Information  
on page 68

CUSTOM SEATING

BODY POSITIONING

WHEELCHAIR TRAYS

ASSISTIVE TECHNOLOGY

PATIENT TRANSFER




# TheraFit Premium Soft Goods

## THERAFIT UNPADDED SINGLE PULL HIP BELTS W/METAL BUCKLE

Features:	Description	Part Number
<ul style="list-style-type: none"> <li>Same metal buckles and straps as our other Single Pull Hip Belts, without the padded areas</li> <li>Metal attaching clips attach belt to chair</li> </ul>	<b>Single Pull Hip Belt, Unpadded</b>	
	1.5" Straps w/Metal Clips, Push Button Buckle	33130
	1.5" Straps w/Metal Clips, Security Buckle	60310

These two Hip Belts are 58" long (see table below left)



TheraFit Single Pull Hip Belt Length		
1" Straps	51"	Lengths are taken from end to end, straps fully extended, without any of the attaching hardware.
1.5" Straps	58"	
2" Straps	67"	
Bariatric 2" Straps	91"	

BELT EXTENDER STRAPS, EACH 24" LONG	
Description	Part Number
1" Straps, Pair	60144
1.5" Straps, Pair	60145
2" Straps, Pair	60146
Extends hip belt length by 20 extra inches on each side	

OPTIONAL  
BELT EXTENDER STRAPS

**TheraSleeve It!**

TheraSleeves fit all Buckle types.

TheraFit Single Pull Hip Belt	TheraSleeve
<b>1" Straps, All Buckle Types, Pair</b>	<b>Black</b>
4.25"L x 1.75"H Pads	60081
5.25"L x 1.75"H Pads	60082
6.25"L x 1.75"H Pads	60083
<b>1.5" Straps, All Buckle Types, Pair</b>	<b>Black</b>
5.25"L x 2.25"H Pads	60084
7.25"L x 2.25"H Pads	60085
9.25"L x 2.5"H Pads	60086
<b>2" Straps, All Buckle Types, Pair</b>	<b>Black</b>
9.25"L x 3"H Pads	60087
11.25"L x 3"H Pads	60088

TheraSleeves for Hip Belts available only in Black fabric. See example pg. 50



# TheraFit Premium Soft Goods

## THERAFIT REAR PULL HIP BELTS

### Features:

- Dual pull allows buckle to be easily centered when tightening hip belt on user
- Available with NEW metal security buckle or metal buckle w/ push button release
- NEW metal security buckle feature reduces accidental user release
- Pads are attached to the straps
- Metal attaching clips, hinged collars, and cam lock buckles attach belt to chair

### TheraFit Rear Pull Hip Belt Length

1" Straps w/6.25"L Pads	45"	Lengths are taken from end to end, straps fully extended, without any of the attaching hardware.
1.5" Straps w/7.25"L Pads	51"	
1.5" Straps w/9.25"L Pads	59"	

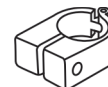
Description	Buckle Style	
<b>Belt w 1" Straps, 6.25"L x 1.75"H Pads</b>	<b>Push Button</b>	<b>Security</b>
w/ Metal Clips	60161	60311
w/ Cam Locks	60162	60312
w/ Metal Clips & Cam Locks	60163	60313
w/ Metal Clips & Hinged Collars	60164	60314
w/ Cam Locks & Hinged Collars	60165	60315
w/ Clips, Cams & Hinged Collars	60166	60316
<b>Belt w/ 1.5" Straps, 7.25"L x 2.25"H Pads</b>	<b>Push Button</b>	<b>Security</b>
w/ Metal Clips	60171	60321
w/ Cam Locks	60172	60322
w/ Metal Clips & Cam Locks	60173	60323
w/ Metal Clips & Hinged Collars	60174	60324
w/ Cam Locks & Hinged Collars	60175	60325
w/ Clips, Cams & Hinged Collars	60176	60326
<b>Belt w/ 1.5" Straps, 9.25"L x 2.5"H Pads</b>	<b>Push Button</b>	<b>Security</b>
w/ Metal Clips	60181	60331
w/ Cam Locks	60182	60332
w/ Metal Clips & Cam Locks	60183	60333
w/ Metal Clips & Hinged Collars	60184	60334
w/ Cam Locks & Hinged Collars	60185	60335
w/ Clips, Cams & Hinged Collars	60186	60336



Pediatric



METAL CLIP

CAM LOCK  
BUCKLEHINGED  
COLLAR

**TheraFit**  
Premium Soft Goods



A hip belt is not a safety device.  
It is to be used only for positioning.

### BELT EXTENDER STRAPS, EACH 24" LONG

Description	Part Number
1" Straps, Pair	60144
1.5" Straps, Pair	60145
2" Straps, Pair	60146
Extends hip belt length by 20 extra inches on each side	



Attaching  
Hardware  
Information  
on page 68

CUSTOM SEATING






BODY POSITIONING

WHEELCHAIR TRAYS

ASSISTIVE TECHNOLOGY

PATIENT TRANSFER

# TheraFit Premium Soft Goods

THERAFIT CENTER PULL HIP BELTS		
<b>Features:</b> <ul style="list-style-type: none"> <li>Dual pull allows buckle to be easily centered when tightening hip belt on user</li> <li>Plastic side release buckle</li> <li>Pads are attached to the straps</li> <li>Metal attaching clips, hinged collars, and cam lock buckles attach belt to chair</li> </ul>	<b>Description</b>	
	<b>Belt w/ 1" Straps, 4.25"L x 1.75"H Pads</b>	
	w/ Metal Clips	60211
	w/ Cam Locks	60212
	w/ Metal Clips & Cam Locks	60213
<div> <div>  </div> <div> <b>Pediatric</b> </div> </div>	w/ Metal Clips & Hinged Collars	60214
	w/ Cam Locks & Hinged Collars	60215
	w/ Clips, Cams & Hinged Collars	60216
	<b>Belt w/ 1" Straps, 5.25"L x 1.75"H Pads</b>	
	w/ Metal Clips	60221
<div> <div>  </div> <div> <b>Pediatric</b> </div> </div>	w/ Cam Locks	60222
	w/ Metal Clips & Cam Locks	60223
	w/ Metal Clips & Hinged Collars	60224
	w/ Cam Locks & Hinged Collars	60225
	w/ Clips, Cams & Hinged Collars	60226
<div> <div>  </div> <div> <b>Pediatric</b> </div> </div>	<b>Belt w/ 1.5" Straps, 5.25"L x 2.25"H Pads</b>	
	w/ Metal Clips	60231
	w/ Cam Locks	60232
	w/ Metal Clips & Cam Locks	60233
	w/ Metal Clips & Hinged Collars	60234
<div> <div>  </div> <div> <b>Pediatric</b> </div> </div>	w/ Cam Locks & Hinged Collars	60235
	w/ Clips, Cams & Hinged Collars	60236
	<b>Belt w/ 1.5" Straps, 7.25"L x 2.25"H</b>	
	w/ Metal Clips	60241
	w/ Cam Locks	60242
<div> <div>  </div> <div> <b>Pediatric</b> </div> </div>	w/ Metal Clips & Cam Locks	60243
	w/ Metal Clips & Hinged Collars	60244
	w/ Cam Locks & Hinged Collars	60245
	w/ Clips, Cams & Hinged Collars	60246

TheraFit Center Pull Hip Belt Length		
1" Straps w/4.25"L Pads	54"	Lengths are taken from end to end, straps fully extended, without any of the attaching hardware.
1" Straps w/5.25"L Pads	54"	
1.5" Straps w/5.25"L Pads	61"	
1.5" Straps w/7.25"L Pads	61"	




METAL CLIP



CAM LOCK BUCKLE



HINGED COLLAR



OPTIONAL BELT EXTENDER STRAPS



Replacement Parts on page 92



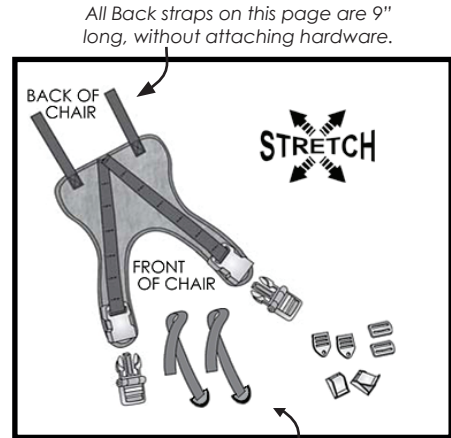
# Legacy Seat Harness

## SEAT HARNESS

### Features:

- Position the harness under the buttocks, with the front straps/buckles between the legs
- The long adjustable front straps go over the thighs
- Metal clips and cam lock buckles attach the harness to the chair

Description	Part Number		Padded Area Dimensions		
	Suggested Chair Width		Length	Width (buckle end)	
Small	30516	11"-13"	16"	10"	
Medium	30517	14"-16"	17"	12"	
Large	30518	17"-19"	18"	13"	



All Front straps on this page are 24" long, without attaching hardware.




A seat harness is not a safety device. It is to be used only for positioning.


## Soft Goods Attaching Hardware

### METAL ATTACHING CLIP

ATTACH 1" OR 1.5" STRAP TO CHAIR

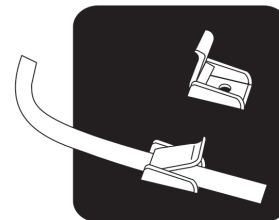


ATTACH 2" STRAP TO CHAIR




### CAM LOCK BUCKLE

ATTACH STRAP TO CHAIR




### 3-BAR SLIDING CLIP

LOOP STRAP AROUND FRAME

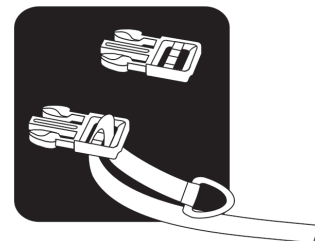



USE WITH METAL ATTACHING CLIP



### FINGER LOOP STRAP

PULL FINGER LOOP TO TIGHTEN



# Vest/Belt Attaching

## STRAP POSITIONING GUIDES

Features:	Description	Part Number
<ul style="list-style-type: none"><li>Secure strap positioning guide directly to chair or use with cam lock buckle</li></ul>	Strap Positioning Guides, Pair	51030



METAL  
ATTACHING CLIP


CAM LOCK  
BUCKLE

## HINGED COLLAR

Features:	Description	Part Number
<ul style="list-style-type: none"><li>No chair frame penetration</li><li>One size fits 7/8", 1" and 1 1/8" tubing</li><li>Use as mounting points for a vest or belt</li><li>NOTE: Do not overtighten! When tightening, the two halves DO NOT TOUCH.</li></ul>	Hinged Collar (1) Fits 7/8", 1" and 1 1/8"	50410

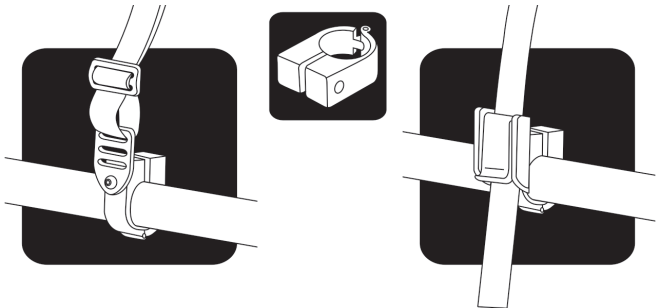


HINGED  
COLLAR



## HINGED COLLAR

USE WITH METAL ATTACHING CLIP OR CAM LOCK BUCKLE TO CREATE A MOUNTING POINT ANYWHERE ALONG FRAME



CUSTOM SEATING

BODY POSITIONING

WHEELCHAIR TRAYS

ASSISTIVE TECHNOLOGY

PATIENT TRANSFER

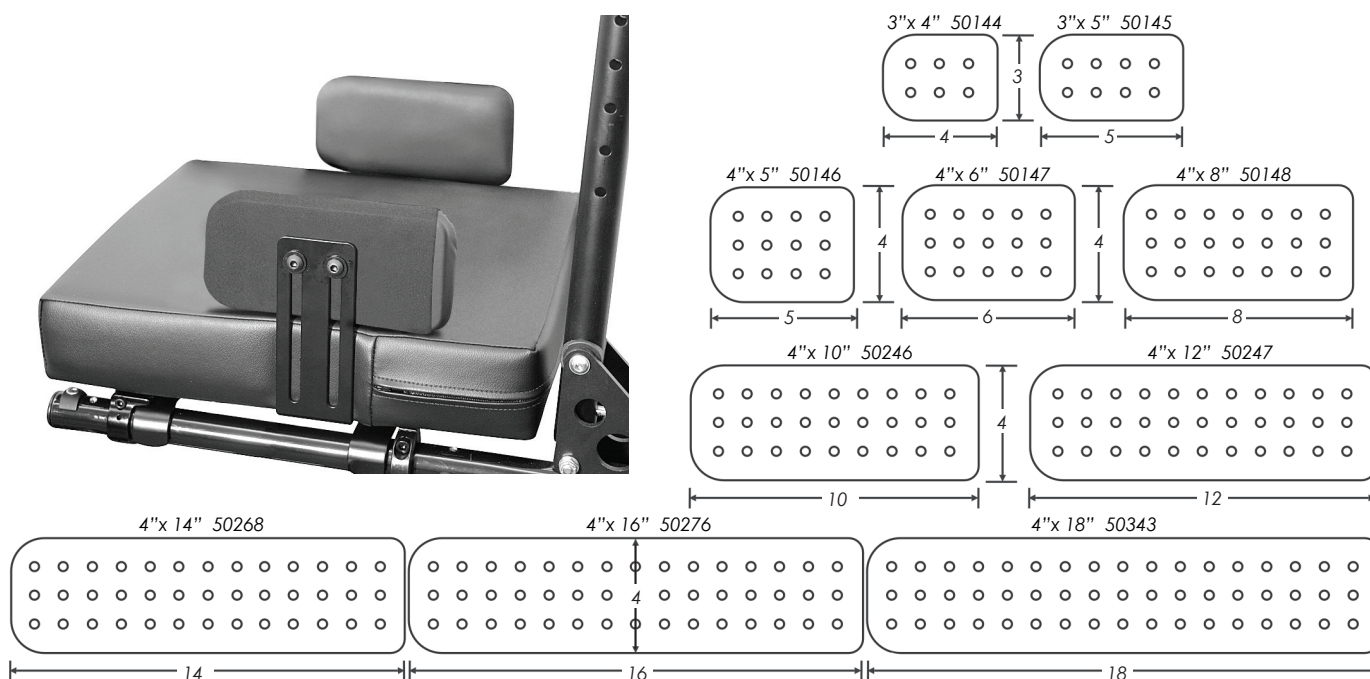
# Hip Guides

## VALUE PADS, HIP GUIDES

Value Pads are stock size Hip Pads with no modifications. Choose from:

- **Foam Pads** - 1/2" medium visco foam over 3/8" birch plywood base, black reverse Dartex® contact surface with black neoprene on back side, no modifications

Description	Part Number	Description	Part Number
<b>Foam Pads</b>			
3" x 4"	50144	3" x 5"	50145
4" x 5"	50146	4" x 6"	50147
4" x 8"	50148	4" x 10"	50246
4" x 12"	50247	4" x 14"	50268
4" x 16"	50276	4" x 18"	50343

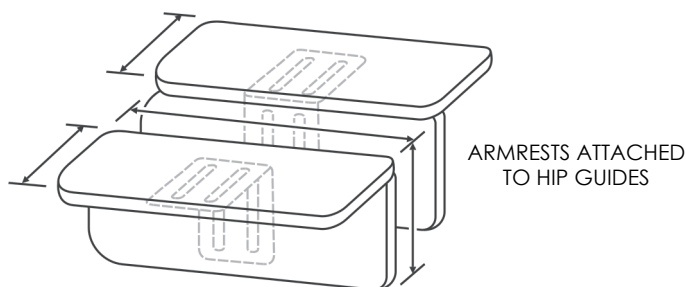


## TRU SPEC PADS, HIP GUIDES

You specify the dimensions, foam, and color of the cover.



Description	Part Number	Description	Part Number
Flat	73001	Contour	73002
<b>Modifications</b>			
Additional Foam	71068	1/4" Gel	71067
<b>Color Upholstery (for contact or non-contact surfaces)</b>			
Blue, Pink, Red, Green, Purple, Teal, Grey, Raspberry, Yellow, Monster Green, Fizzy Cola, Very Cherry, Cinnamon Spice, Island Blue, Pretty In Pink, Orangesicle			



WE USE **SynerGel™**  
Dynamic Floatation Polymer

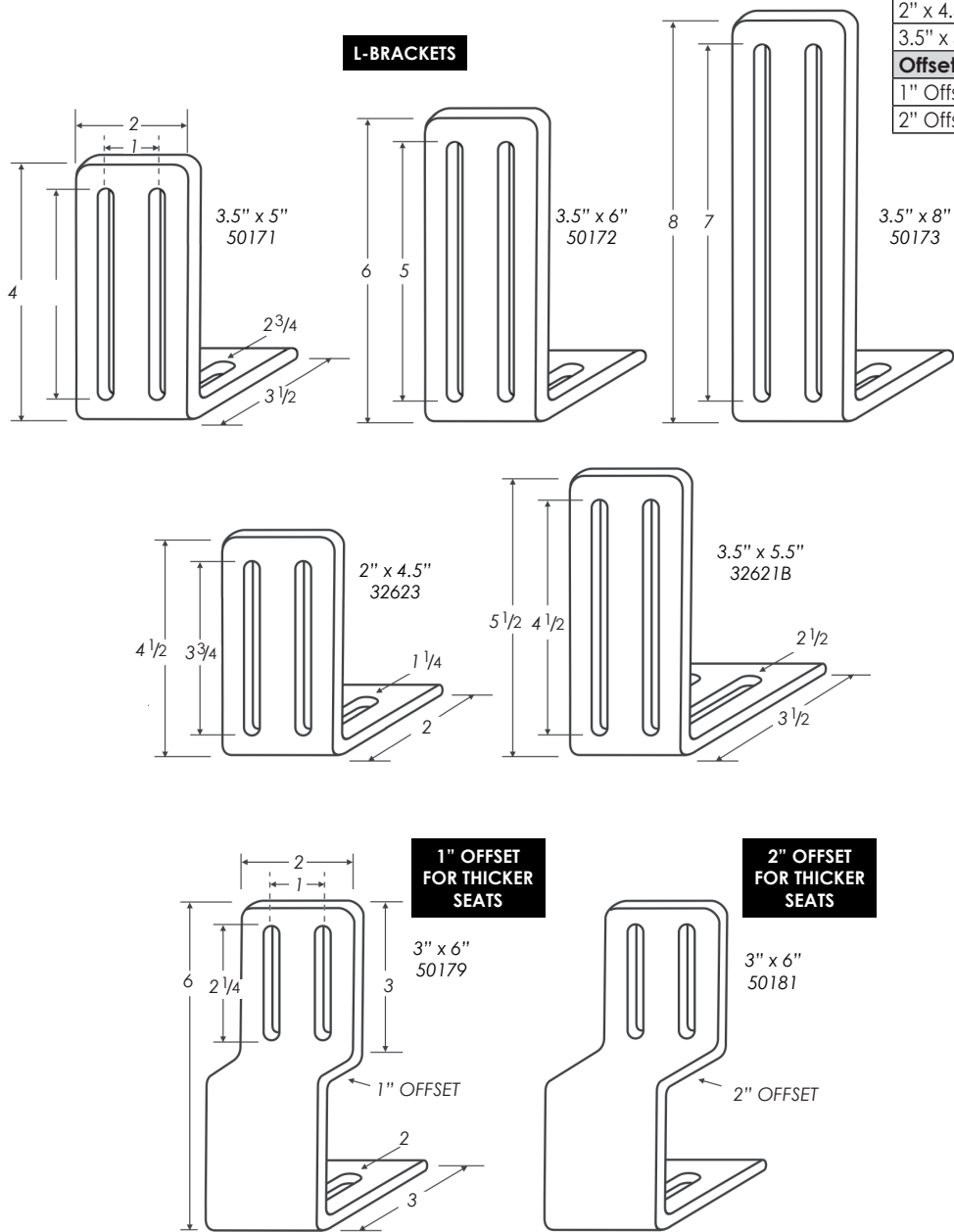
Description	Part Number
<b>Armrests Attached to Hip Guides</b>	
Pair, made to your specifications (Armrests only, choose hip guides separately)	50140



# Hip Guides

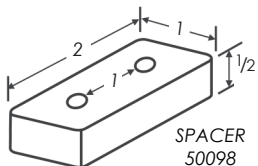
## HIP GUIDE L-BRACKETS & OFFSET BRACKETS

Features:	Description	Part Number
<ul style="list-style-type: none"> <li>Black, carbon steel</li> <li>Slotted 1" on center for 1/4-20 bolts</li> </ul>	<b>L-Brackets</b>	
	3.5" x 5"	50171
	3.5" x 6"	50172
	3.5" x 8"	50173
	2" x 4.5"	32623
	3.5" x 5.5"	32621B
	<b>Offset Brackets</b>	
	1" Offset, 3" x 6"	50179
	2" Offset, 3" x 6"	50181



## SPACER

Features:	Description	Part Number
<ul style="list-style-type: none"> <li>Black, aluminum</li> <li>2" x 1", 1/2" thick with 1" on center holes</li> <li>Provides extra seat clearance</li> </ul>	<b>Spacer</b>	50098



CUSTOM SEATING

BODY POSITIONING

WHEELCHAIR TRAYS

ASSISTIVE TECHNOLOGY

PATIENT TRANSFER

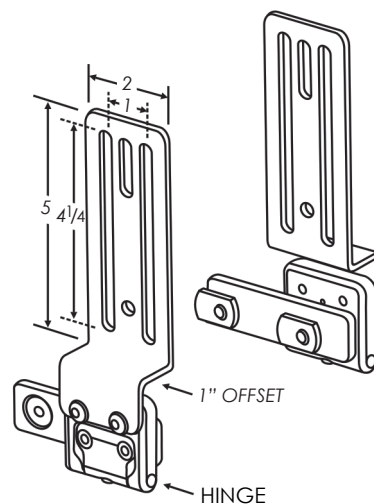
## Hip Guides

### FLIPDOWN HIP GUIDE HARDWARE FOR QUANTUM® TB3 CHANNEL/TRACK

**Features:**

- Allows easy addition of hip support on Quantum® TB3 wheelchairs, the hardware slides into the seat channel
- Low profile heavy duty hinge has push button release to flip the Hip Guide Pad down and out of the way for lateral transfers
- Use with hip guide pads on page 70 (sold separately)

Description	Part Number
Hardware Pair, no pads	30096
Hardware Single, no pad	31397



### NO-MOUNT HIP GUIDE


**Features:**

- Slips into the space between a cushion and the armrest
- Sold single, can be used on either side
- ABS base with 1" foam and a cover
- Base length is 2" less than pad length
- No hardware is needed to use

Description	Part Number
No-Mount Hip Guide, 14" Long Pad	34503
No-Mount Hip Guide, 16" Long Pad	34504
No-Mount Hip Guide, 18" Long Pad	34505

**SIMPLE HIP GUIDES STAY IN PLACE  
AND DON'T HAVE TO BE MOUNTED  
TO THE WHEELCHAIR**

**NO ASSEMBLY...NO LABOR...  
NO HARDWARE...NO TOOLS!**



SOLD SINGLE

CUSTOM SEATING

BODY POSITIONING

WHEELCHAIR TRAYS

ASSISTIVE TECHNOLOGY

PATIENT TRANSFER

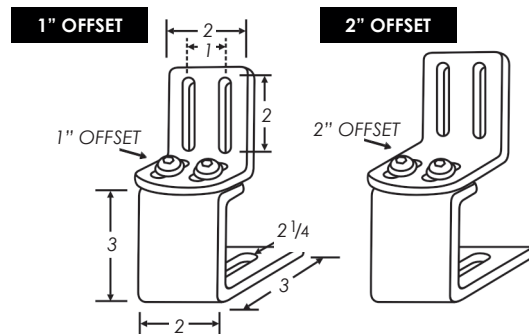
# Hip Guides

## ADJUSTABLE ANGLE HIP GUIDE HARDWARE

### Features:

- Rotate hip guide up to 21°
- Available with 1" offset or 2" offset
- Use with hip guide pads on page 70 (sold separately)
- May also be used with adductor pads on page 78 (sold separately)

Description	Part Number
Hardware w/1" Offset	50235
Hardware w/2" Offset	50236


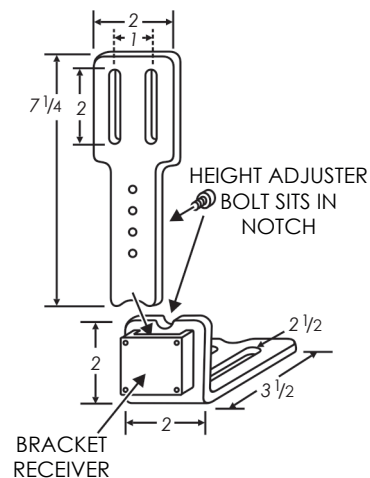


## REMOVABLE HIP GUIDE HARDWARE

### Features:

- Quickly remove hip guides from chair
- Slots in bracket allow height adjustment at pad
- Holes in bracket allow height adjustment at bracket receiver in 1/2" increments
- Use with hip guide pads on page 70 (sold separately)
- May also be used with adductor pads on page 78 (sold separately)

Description	Part Number
Hardware w/Flush Bracket	50240
Hardware w/1" Offset Bracket	50241
Hardware w/1 1/2" Offset Bracket	50245
Hardware w/2" Offset Bracket	50242



CUSTOM SEATING

BODY POSITIONING

WHEELCHAIR TRAYS

ASSISTIVE TECHNOLOGY

PATIENT TRANSFER



# Abductors

## FLIPDOWN ABDUCTOR HARDWARE & PADS W/COVER

### Features:

- Brackets adjust to cushion thickness, and abductor pad swings out of the way
- Low profile heavy duty flip-down hinge has push button release
- Hinge is black anodized aluminum and stainless steel
- Brackets are stainless steel, coated black
- Narrow pad is molded durable silicone gel, removable neoprene cover included
- Other 3 pads are black textured self-skinning polyurethane foam, removable neoprene covers available
- Features Heavy Duty Stainless Steel 4" Mounting Bracket

NARROW - GEL  
With Cover On



SMALL



MEDIUM



LARGE




**HARDWARE KIT  
50180**

2 3/4" Slotted  
L Bracket

4" Tapped L  
Bracket & Hinge

2 3/4" Extender  
Bracket

NARROW - GEL PAD  
With Cover Removed

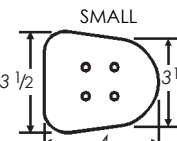
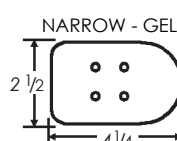


**ALL ABDUCTOR PADS  
ARE LATEX-FREE**

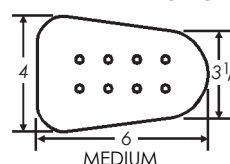


**WE USE SynerGel™**  
*Dynamic Floatation Polymer*

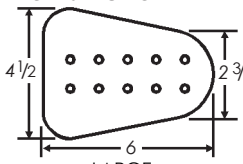
Description	Part Number
<b>Flipdown Abductor Hardware Kit</b>	
Hardware Kit Only (No Pad)	50180
<b>Abductor Pads w/Removable Neoprene Cover</b>	
Narrow Gel Pad w/Cover	50288
Small Pad w/Cover	50285
Medium Pad w/Cover	50286
Large Pad w/Cover	50287
<b>Flipdown Hardware Kits w/Pad Only (no cover)</b>	
Flipdown Kit w/Narrow Gel Pad	31495P
Flipdown Kit w/Small Pad	31495S
Flipdown Kit w/Medium Pad	31495M
Flipdown Kit w/Large Pad	31495L
<b>Abductor Kit Accessories</b>	
Small Neoprene Pad Cover	32409
Medium Neoprene Pad Cover	32410
Large Neoprene Pad Cover	32411
Small Pad	31429
Medium Pad	31430
Large Pad	31431
<b>Custom Abductor Pad</b>	
Made to your specifications	Quote



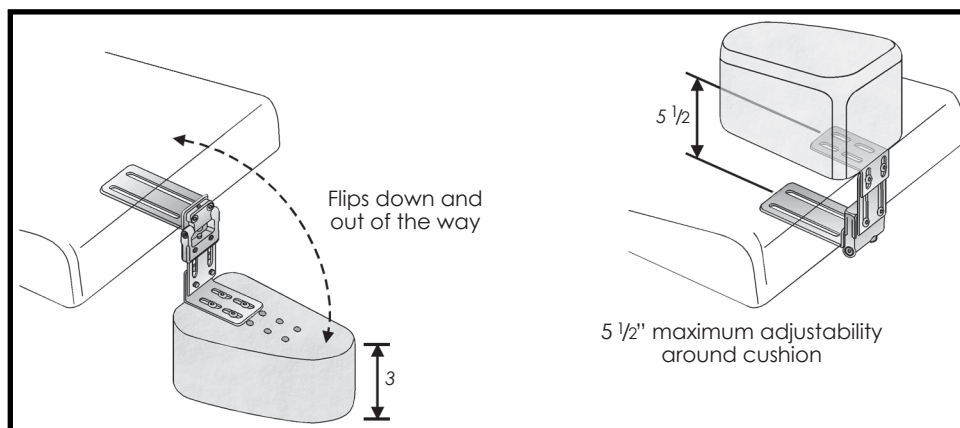
1" ON CENTER HOLE SPACING



MEDIUM



LARGE



Replacement  
Parts on  
page 90

# Abductors

## HEAVY DUTY FLIPDOWN ABDUCTOR HARDWARE

### Features:

- Height adjustable stem allows a good fit against the seat, reducing the gap between the abductor pad and the seat
- Interface plate allows for forward/backward adjustment, side-to-side adjustment, and pad angle adjustment for an individual in the windswept position
- Narrow profile reduces hardware interference
- Push button release
- Main stem and rotation cylinder are stainless steel, durable and resistant to corrosion
- Narrow pad is molded durable silicone gel, with removable neoprene cover
- Other 3 pads are black textured self-skinning polyurethane foam, with removable neoprene covers

Description	Part Number
<b>Heavy Duty Flipdown Abductor Hardware Kit</b>	
Hardware Kit for 1 5/8" to 3" Seat Thickness	50700
Hardware Kit for 3" to 4 1/4" Seat Thickness	50701
Hardware Kit for 4" to 5 1/2" Seat Thickness	50702
<b>Abductor Pads w/Removable Neoprene Cover</b>	
Narrow Gel Pad w/Cover	50288
Small Pad w/Cover	50285
Medium Pad w/Cover	50286
Large Pad w/Cover	50287
<b>Custom Abductor Pad</b>	
Made to your specifications	Quote



**Flipdown Abductor video:**  
[tinyurl.com/FlipdownAbductor](http://tinyurl.com/FlipdownAbductor)



NARROW - GEL  
With Cover On

SMALL

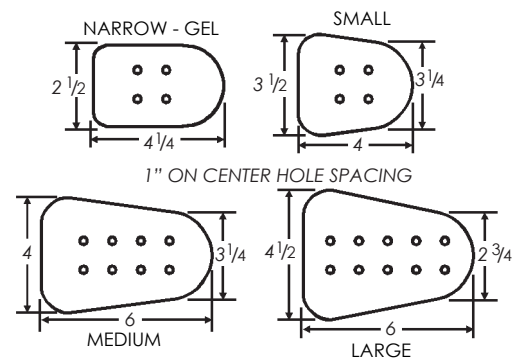
MEDIUM

LARGE



NARROW - GEL PAD  
With Cover Removed

**ALL ABDUCTOR PADS  
ARE LATEX-FREE**



**WE USE SynerGel™**  
 Dynamic Floatation Polymer

CUSTOM SEATING

BODY POSITIONING

WHEELCHAIR TRAYS

ASSISTIVE TECHNOLOGY


PATIENT TRANSFER

## Knee Adductor Assembly

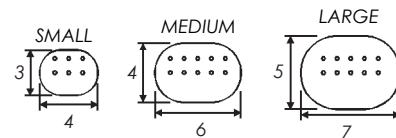
### MULTI-AXIS KNEE ADDUCTOR HARDWARE & PADS

#### Features:

- Multi-Axis hardware has 3 pivot points
- 1 1/4" thick pads are all-black textured urethane self-skinning foam, 3 standard pad sizes
- Optional neoprene cover with gel insert
- Swings away when attached to footrest hanger
- Two sizes available, 7/8" and 1"



KNEE PAD AND HARDWARE HAVE THREE ADJUSTMENT PIVOT POINTS, TO ALLOW FOR MANY DIFFERENT CONFIGURATIONS.



Description	Part Number	
<b>Knee Adductor Hardware For 7/8" Tubes</b>	<b>Pair</b>	<b>Single</b>
Hardware w/Small Pad	50277	31547
Hardware w/Medium Pad	50278	31548
Hardware w/Large Pad	50279	31549
<b>Knee Adductor Hardware For 1" Tubes</b>	<b>Pair</b>	<b>Single</b>
Hardware w/Small Pad	50280	31532
Hardware w/Medium Pad	50281	31533
Hardware w/Large Pad	50282	31534
<b>Neoprene Cover with Gel Insert</b>		
Cover for Small Pad (1)	50048	
Cover for Medium Pad (1)	50049	
Cover for Large Pad (1)	50050	
<b>Knee Adductor Pad Only, No Cover</b>		
3" x 4" Pad (Small)	31460S	
4" x 6" Pad (Medium)	31460M	
5" x 7" Pad (Large)	31460L	
<b>Replacement Rotational Section</b>		
For 7/8" Tube	31545	
For 1" Tube	31544	



CUSTOM SEATING

BODY POSITIONING

WHEELCHAIR TRAYS

ASSISTIVE TECHNOLOGY

PATIENT TRANSFER

WE USE **SynerGel™**  
Dynamic Floatation Polymer

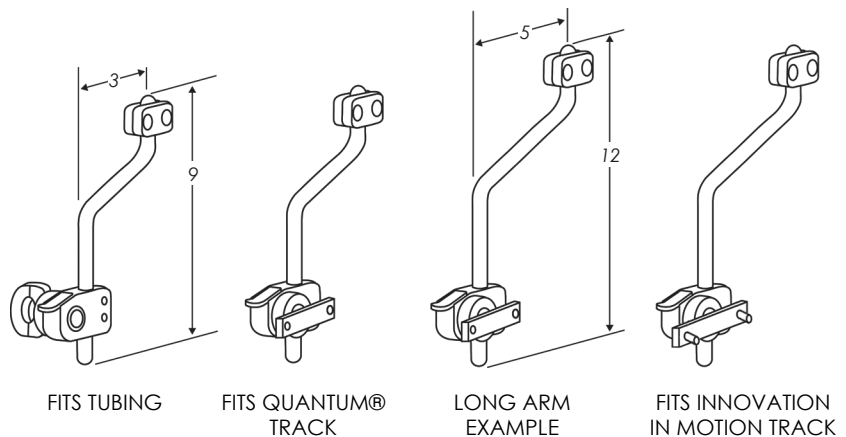

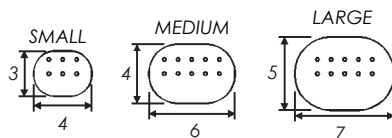


# Flipdown Knee Adductor Assembly

## FLIPDOWN KNEE ADDUCTOR ASSEMBLY

### Features:

- Superior locking mechanism with very little play
- Flipdown trigger release design
- Fits from 3/4" to 13/8" tubing
- Also available to fit Quantum® seat tracks or Innovation in Motion seat tracks
- Available in short arm and long arm configurations
- 3 standard pad sizes, and custom pad is available
- 1 1/4" thick pads are all-black textured urethane self-skinning foam, with a neoprene cover



Description	Part Number		
Flipdown Knee Adductor Hardware for 3/4", 7/8", and 1" Tubing			
Short Arm, Left Side (1)	30271		
Short Arm, Right Side (1)	30272		
Short Arm, Pair (1 left & 1 right)	30248		
Long Arm, Left Side (1)	30079		
Long Arm, Right Side (1)	30080		
Long Arm, Pair (1 left & 1 right)	30284		
Flipdown Knee Adductor Hardware for Larger Tubing			
	1 1/8"	1 1/4"	1 3/8"
Short Arm, Left Side (1)	32979	30092	32971
Short Arm, Right Side (1)	32980	30093	32972
Short Arm, Pair (1 left & 1 right)	32982	30083	32974
Long Arm, Left Side (1)	32977	30090	32969
Long Arm, Right Side (1)	32978	30091	32970
Long Arm, Pair (1 left & 1 right)	32981	30082	32973
Flipdown Knee Adductor Hardware for Quantum® Seat Tracks			
Short Arm, Left Side (1)	30255		
Short Arm, Right Side (1)	30256		
Short Arm, Pair (1 left & 1 right)	30240		
Long Arm, Left Side (1)	30291		
Long Arm, Right Side (1)	30292		
Long Arm, Pair (1 left & 1 right)	30276		
Flipdown Knee Adductor Hardware & Pads for Innovation in Motion Frontier V6 Seat Tracks			
Pair of Arms (1 Right Side & 1 Left Side) AND Pair of Medium Pads (no cover)	30095		
Knee Adductor Pad & Neoprene Cover			
3" x 4" Pad, Small (1)	50490		
4" x 6" Pad, Medium (1)	50491		
5" x 7" Pad, Large (1)	50492		
Custom Knee Adductor Pad			
Made to your specifications	Quote		
Neoprene Cover with Gel Insert			
Cover for Small Pad (1)	50048		
Cover for Medium Pad (1)	50049		
Cover for Large Pad (1)	50050		
Replacement Attachment Clamp			
Fits 3/4", 7/8", and 1" tubing	32964		
Fits 1 1/8" tubing	32976		
Fits 1 1/4" tubing	32965		
Fits 1 3/8" tubing	32968		
Fits Quantum® seat track	32966		

# Adductors

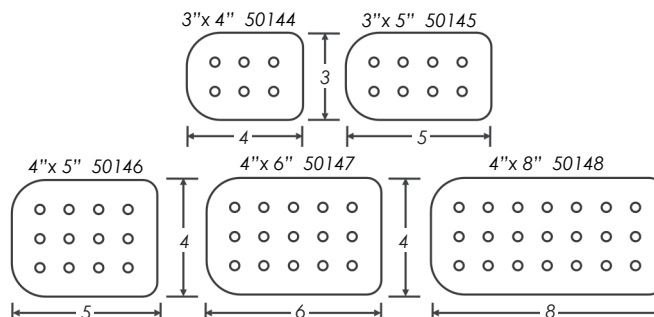
## VALUE PADS, ADDUCTORS

Value Pads are standard off-the-shelf Adductor Pads with no modifications. Choose from:

- **Foam Pads** - 1/2" medium visco foam over 3/8" birch plywood base, black reverse Dartex® contact surface with black neoprene on back side, no modifications



Description	Part Number	Description	Part Number
<b>Foam Pads</b>			
3" x 4"	50270	3" x 5"	50271
4" x 5"	50272	4" x 6"	50273
4" x 8"	50275		



## TRU SPEC PADS, ADDUCTORS


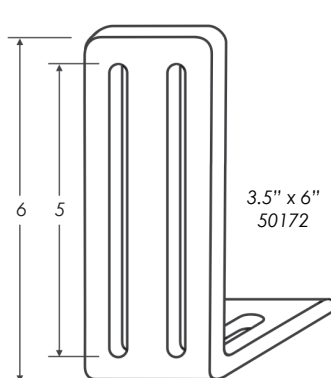
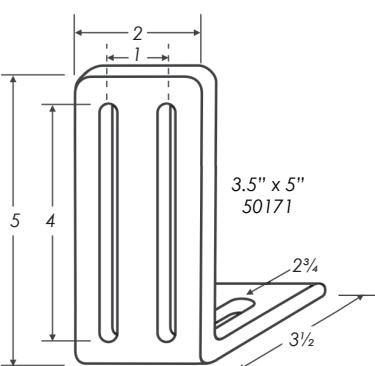
You specify the dimensions, foam, and color of the cover.

Description	Part Number	Description	Part Number
Flat	73004		
<b>Modifications</b>			
Additional Foam	71068	1/4" Gel	71067
<b>Color Upholstery (for contact or non-contact surfaces)</b>			
Blue, Pink, Red, Green, Purple, Teal, Grey, Raspberry, Yellow, Monster Green, Fizzy Cola, Very Cherry, Cinnamon Spice, Island Blue, Pretty In Pink, Orangesicle			

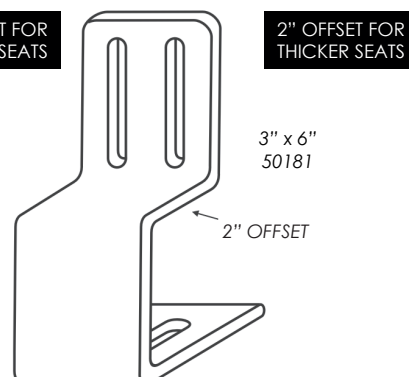
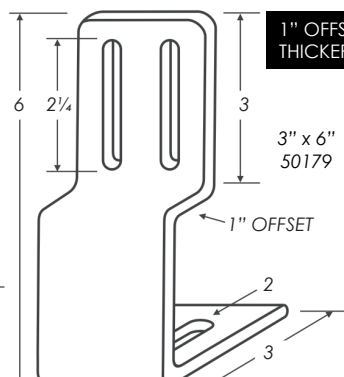
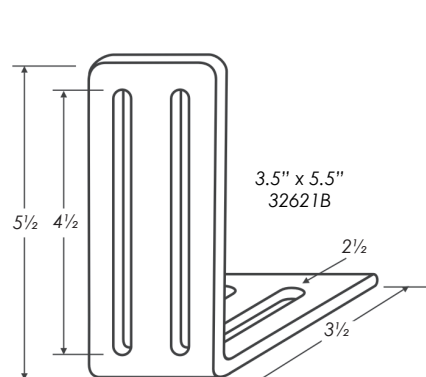
## ADDUCTOR L-BRACKETS & OFFSET BRACKETS

Features:

- Black, carbon steel
- Slotted 1" on center for 1/4-20 bolts



Description	Part Number
<b>L-Brackets</b>	
3.5" x 5"	50171
3.5" x 6"	50172
3.5" x 8"	50173
3.5" x 5.5"	32621B
<b>Offset Brackets</b>	
1" Offset, 3" x 6"	50179
2" Offset, 3" x 6"	50181

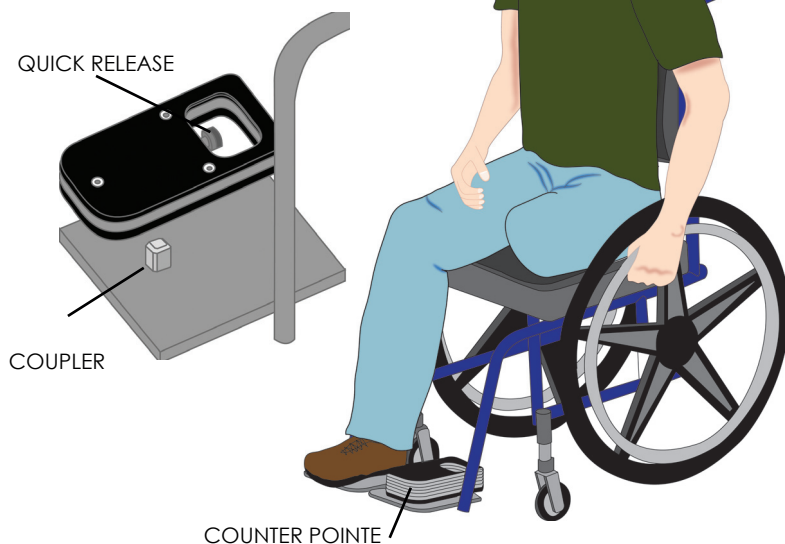


## Knee Support

### COUNTER POINTE AMPUTEE COUNTERBALANCE

#### Features:

- Acts as a counterbalance for lower limb amputees
- An individual's center of gravity is improved, reducing arm and shoulder strain when self-propelling
- Easily attaches and removes from footplate for convenient transport
- Can be individually customized based on amputation
- Allows a more natural wheel placement for ease of propulsion



#### Counter Pointe



Description	Part Number
4.48 lbs (2.03 kg)	31959
8.09 lbs (3.67 kg)	31960
11.71 lbs (5.31 kg)	31961

#### HOW TO SELECT WHICH COUNTER POINTE IS NEEDED:

##### USER WEIGHS LESS THAN 140 LBS (65 KG)

USER HAS A BELOW KNEE AMPUTATION  
UNILATERAL- PART #31959 BILATERAL- PART #31959

##### USER WEIGHS LESS THAN 140 LBS (65 KG)

USER HAS AN ABOVE KNEE AMPUTATION  
UNILATERAL- PART #31959 BILATERAL- PART #31960

##### USER WEIGHS 141 LBS (65 KG) TO 160 LBS (75 KG)

USER HAS A BELOW KNEE AMPUTATION  
UNILATERAL- PART #31959 BILATERAL- PART #31959

##### USER WEIGHS 141 LBS (65 KG) TO 160 LBS (75 KG)

USER HAS AN ABOVE KNEE AMPUTATION  
UNILATERAL- PART #31959 BILATERAL- PART #31961

##### USER WEIGHS 161 LBS (76 KG) TO 190 LBS (85 KG)

USER HAS A BELOW KNEE AMPUTATION  
UNILATERAL- PART #31959 BILATERAL- PART #31960

##### USER WEIGHS 161 LBS (76 KG) TO 190 LBS (85 KG)

USER HAS AN ABOVE KNEE AMPUTATION  
UNILATERAL- PART #31959 BILATERAL- PART #31961

##### USER WEIGHS 191 LBS (86 KG) TO 230 LBS (105 KG)

USER HAS A BELOW KNEE AMPUTATION  
UNILATERAL- PART #31959 BILATERAL- PART #31960

##### USER WEIGHS 191 LBS (86 KG) TO 230 LBS (105 KG)

USER HAS AN ABOVE KNEE AMPUTATION  
UNILATERAL- PART #31960 BILATERAL- PART #31961

##### USER WEIGHS 231 LBS (106 KG) TO 250 LBS (115 KG) OR MORE

USER HAS A BELOW KNEE AMPUTATION  
UNILATERAL- PART #31959 BILATERAL- PART #31961

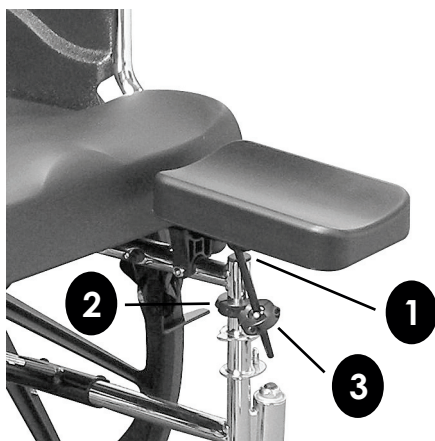
##### USER WEIGHS 231 LBS (106 KG) TO 250 LBS (115 KG) OR MORE

USER HAS AN ABOVE KNEE AMPUTATION  
UNILATERAL- PART #31960 BILATERAL- PART #31961

### MULTI-AXIS AMPUTEE SUPPORT PAD & HARDWARE

#### Features:

- Multi-Axis hardware has 3 pivot points
- Contoured pads are all-black textured urethane self-skinning foam
- Optional neoprene cover with gel insert available
- Swings away when attached to footrest hanger
- Two sizes available, 7/8" and 1"



AMPUTEE SUPPORT HARDWARE HAS THREE ADJUSTMENT PIVOT POINTS, TO ALLOW FOR MANY DIFFERENT CONFIGURATIONS.

Description	Part Number	
Amputee Support Assembly	For 7/8" Tube	For 1" Tube
Hardware w/5" x 8" Pad	31552	31514
Hardware w/7" x 10" Pad	31553	31515
Hardware Only, No Pad	31556	31557
Neoprene Cover With Gel Insert		
Cover for 5" x 8" Pad	32390	
Cover for 7" x 10" Pad	32391	
Replacement Pad		
5" x 8" Pad	31542	
7" x 10" Pad	31498	
Replacement Rotational Section		
For 7/8" Tube	31545	
For 1" Tube	31544	

NEOPRENE COVER WITH GEL INSERT



DIMENSION™ GEL



## Lower Extremity Support

### THIGH STRAP

**Features:**

- Hook and loop material holds this 4" wide strap to chair frame
- Place over legs to hold them in position



Description	Part Number
Thigh Strap	30433




18" X 4" PANEL, AND EACH END STRAP IS 9" LONG UNFOLDED

### KNEE STRAP

**Features:**

- Hook and loop material holds this 4" wide strap to chair frame
- Place over legs to hold them in position
- 4" square x 2 1/4" thick foam block fits between knees
- Foam block is removable from strap, held on with hook and loop material

Description	Part Number
Knee Strap	30432



21" X 4" PANEL, AND EACH END STRAP IS 9" LONG UNFOLDED

### BASIC LEG STRAP

**Features:**

- 30 " long soft strap is 2" wide
- Hoop and loop end tabs are removable
- Easily cut to desired length

Description	Part Number
Basic Leg Strap, Single	30398
Basic Leg Straps, Pair	30399



CUSTOM SEATING

BODY POSITIONING

WHEELCHAIR TRAYS

ASSISTIVE TECHNOLOGY

PATIENT TRANSFER

# Lower Extremity Support

## PREMIUM CALF PANEL

- Features:**
- Simple one-piece design with easy hook and loop closure and adjustment
  - Heavy neoprene fabric for durability
  - Bound edge for a clean finish
  - Optional pocket available for convenient storage of cell phone or keys
  - **Sizes available for Small to Bariatric chairs**



Description	Part Number
<b>Premium Calf Panel</b>	
Small, fits chairs 12" to 16" wide	60038
Medium, fits chairs 16" to 20" wide	60039
Large, fits chairs 20" to 24" wide	60040
X-Large, fits chairs 24" to 28" wide	60044
2X-Large, fits chairs 28" to 32" wide	60045
<b>Convenience Pocket</b>	
Small, fits Small Calf Panel	60041
Medium, fits Medium Calf Panel	60042
Large, fits Large Calf Panel	60043



## CALF PANEL

- Features:**
- Hook and loop material holds panel to chair frame
  - Place behind legs for support

Description	Part Number
<b>Calf Panel</b>	
Small, 11" x 4" Panel	30485
Medium, 13" x 6" Panel	30486
Large, 15" x 8" Panel	30487



EACH END STRAP IS 9" LONG UNFOLDED

CUSTOM SEATING

BODY POSITIONING

WHEELCHAIR TRAYS

ASSISTIVE TECHNOLOGY

PATIENT TRANSFER

## Foot & Shoe Holders

### MOLDED SHOE HOLDERS

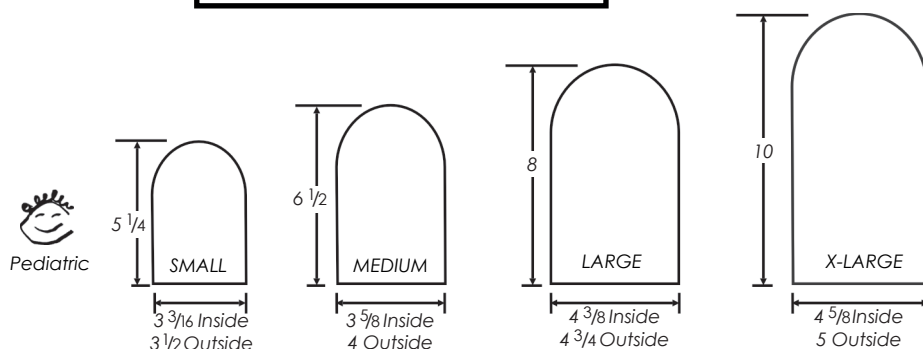
#### Features:

- Designed for strength and durability
- All versions come with the straps pre-attached
- Choose plain non-padded straps or padded straps
- New shape with parallel sides to better fit shoes
- Ankle strap slots are angled for comfortable fit
- Rear heel relief for high tone individuals
- Mounting holes are 1 1/2" on center
- Hardware to attach to footplates included

Description	Part Number
<b>Molded Shoe Holders w/Plain Straps, Pair</b>	
Small	30293
Medium	30303
Large	30309
X-Large	30316
<b>Molded Shoe Holders w/Padded Straps, Pair</b>	
Small	30233
Medium	30234
Large	30235
X-Large	30236



ALL VERSIONS SOLD IN PAIRS  
PLAIN OR PADDED STRAPS AVAILABLE



### REPLACEMENT STRAP SET FOR MOLDED SHOE HOLDERS

#### Features:

- 1 set replaces both straps on ONE shoe holder (ankle strap and toe strap)

Description	Part Number
<b>Molded Shoe Holder Replacement Strap for 1 foot</b>	
Small, w/Plain Straps (18" end-to-end)	30606
Medium, w/Plain Straps (26" end-to-end)	30607
Large, w/Plain Straps (30" end-to-end)	30608
X-Large, w/Plain Straps (33" end-to-end)	30609
Small, w/Padded Straps* (18" end-to-end)	30612
Medium, w/Padded Straps* (26" end-to-end)	30613
Large, w/Padded Straps* (30" end-to-end)	30614
X-Large, w/Padded Straps* (33" end-to-end)	30615
(*includes 2 straps and 4 pads)	

### REPLACEMENT PADS ONLY

#### Features:

- 8 pads, enough for the PAIR of Molded Shoe Holders

Description	Part Number
<b>For Small or Medium Shoe Holders (qty. 8)</b>	30616
<b>For Large or X-Large Shoe Holders (qty. 8)</b>	30617

CUSTOM SEATING

BODY POSITIONING

WHEELCHAIR TRAYS

ASSISTIVE TECHNOLOGY

PATIENT TRANSFER



Foot & Shoe Holders

FOOTSURE ANKLE SUPPORTS

<div>Features:</div> <ul style="list-style-type: none"><li>• High quality materials and quality construction</li><li>• Reinforced back panel and durable attractive finish</li><li>• Choose side release buckle closure or hook and loop closure</li><li>• 5 sizes available</li><li>• Attaches to footplate with footman loops, bolts and nuts, or self-tapping screws (all included)</li><li>• Accommodates different abilities and preferences</li></ul>	Description	Part Number
	FootSure Ankle Supports w/Buckle, Pair	
	X-Small, 6" to 8" circumference	60250
	Small, 7" to 8.5" circumference	60251
	Medium, 8" to 11" circumference	60252
	Large, 9" to 12" circumference	60253
	X-Large, 12.5" to 15" circumference	60254
	FootSure Ankle Supports w/Hook and Loop, Pair	
	X-Small, 5" to 6" circumference	60255
	Small, 6" to 8" circumference	60256
	Medium, 8" to 10.5" circumference	60257
	Large, 9" to 12" circumference	60258
	X-Large, 12" to 15" circumference	60259

SIDE RELEASE  
BUCKLE CLOSURE



HOOK & LOOP  
CLOSURE



ALL VERSIONS  
SOLD IN PAIRS



TOE STRAPS

<div>Features:</div> <ul style="list-style-type: none"><li>• Inexpensive alternative to shoe holders</li><li>• Simple hook and loop strap design connects to footplate</li><li>• 1" wide straps adjust to fit around the end of the user's shoe or foot</li></ul>	Description	Part Number
	Small, Pair, adjusts 8" to 11.5"	30489
	Medium, Pair, adjusts 9" to 13.5"	30490
	Large, Pair, adjusts 10" to 15.5"	30491



SOLD IN PAIRS

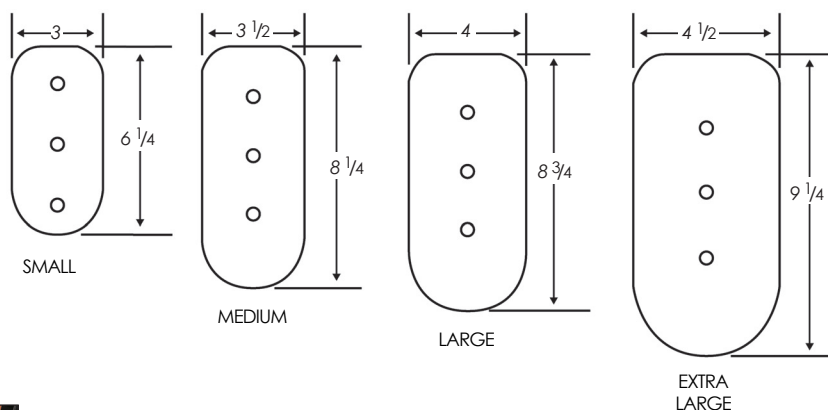
## Foot & Shoe Holders

### FLEXSURE FEET

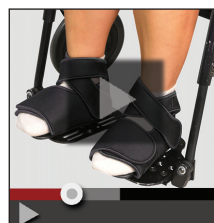
#### Features:

- Designed for people who present complicated or challenging foot positioning issues
- Dynamic neoprene boot encompasses the foot and holds it secure
- Easily mounts to the footplate using an ABS reinforcing plate with pre-drilled holes
- Hook and loop closure has criss-cross straps make them easy to fit and adjust
- Buckle closure has Therafin's exclusive hinged buckle at the toe to help the lower strap stay secure at various angles
- Optional padded insert for stocking or bare feet

Description	Part Number	
FlexSure Feet, Pair	Hook & Loop	Buckle Closure
Small	31765	
Medium	31766	31772
Large	31767	31773
X-Large	31768	31774
FlexSure Padded Inserts, Pair		
Small	31761	
Medium	31762	
Large	31763	
X-Large	31764	



ALL VERSIONS  
SOLD IN PAIRS



**Innovative New Design . . .  
Easy To Use And Adjust**

**It's all in this video:**  
<http://tinyurl.com/FlexSureFeet>

CUSTOM SEATING

BODY POSITIONING

WHEELCHAIR TRAYS

ASSISTIVE TECHNOLOGY

PATIENT TRANSFER

# Foot & Shoe Holders

## SHOE SANDALS

- Features:**
- New strap and footplate design for easier adjustment
  - Improved Shoe Sandals move independently with footplate
  - Flexible and comfortable, holds feet securely in place
  - Open design keeps the foot cooler in warm weather
  - Rigid base plate with dynamic ankle and toe strap
  - Adjustable even when mounted to footplate
  - Comes completely assembled
  - Hardware to attach to footplate included



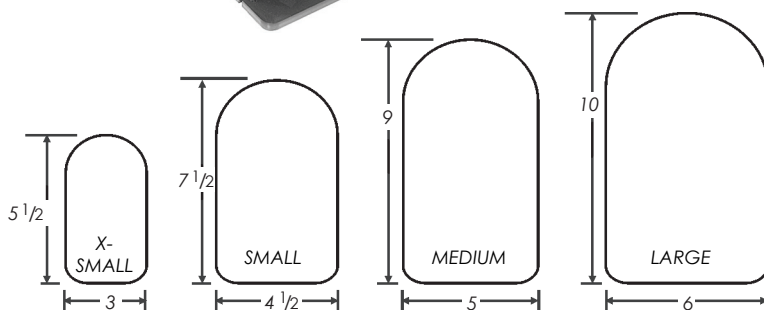
SOLD IN PAIRS



Description	Part Number
<b>Shoe Sandals, Pair</b>	
X-Small	30649
Small	30650
Medium	30651
Large	30652
<b>Optional Padded Inserts, Pair</b>	
X-Small	30653
Small	30654
Medium	30655
Large	30656
<b>Replacement Padded Toe Straps, Pair</b>	
X-Small	30657
Small	30658
Medium	30659
Large	30660



OPTIONAL  
PADDED INSERTS  
FOR ADDED COMFORT

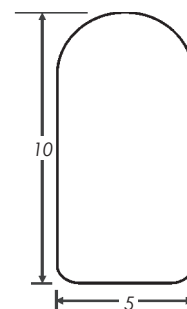


## SHOE HOLDERS WITH 2-PIECE PAD

- Features:**
- Simple foot holder with no straps
  - Can be used with or without shoes
  - Removable 1/2" thick pads for comfort on the sides and bottom of the foot when user is barefoot or wearing socks
  - Rigid base plate with mounting holes and flexible sides

Description	Part Number
<b>5" x 10" base plate (outside dimensions), Pair</b>	30147

SOLD IN PAIRS



BASE PLATE OUTSIDE DIMENSIONS

Pads are 1/2" thick

CUSTOM SEATING

BODY POSITIONING

WHEELCHAIR TRAYS

ASSISTIVE TECHNOLOGY

PATIENT TRANSFER



## Foot & Shoe Holders

### PADDED ABS FOOTBOXES

#### Features:

- Resilient ABS construction bounces back into shape after impact
- Split footbox design allows each side to move independently with footplate
- Full footbox design mounts across both foot plates
- Padded vinyl inserts are closed cell washable foam
- Slotted base for easy installation and adjustment
- Allows limited movement while containing the lower extremities


Description	Part Number	
<b>Padded Split Footbox</b>		<b>Replacement Pads</b>
Small, fits 14" chair	30152	31848
Medium, fits 16" chair	30153	31856
Large, fits 18" chair	30154	31869
<b>Padded Full Footbox</b>		<b>Replacement Pads</b>
Small, fits 14" chair	30111	31859
Medium, fits 16" chair	30112	31860
Large, fits 18" chair	30113	31861
<b>Custom Footbox</b>		
Made to your specifications	Quote	



FULL DESIGN



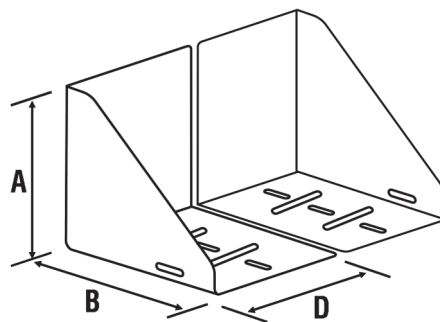
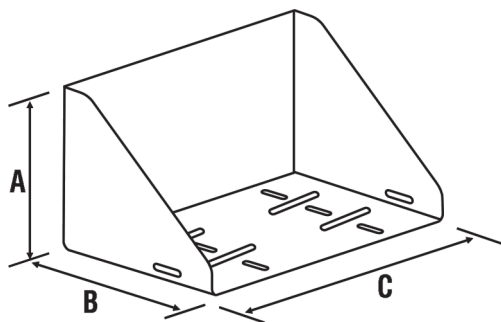
SPLIT DESIGN



Sides have slots for straps, and base has long slots for easy installation and adjustment



Padded insert helps to reduce the risk of skin breakdown due to deformities of the feet and ankles and limited range of motion



DIMENSIONS (inches)	A	B	C	D
SMALL	6"	8"	11"	5.5"
MEDIUM	8"	10"	13"	6.5"
LARGE	10"	12"	15"	7.5"

CUSTOM SEATING

BODY POSITIONING

WHEELCHAIR TRAYS

ASSISTIVE TECHNOLOGY

PATIENT TRANSFER

# Tubing Hardware Pieces

CUSTOM SEATING

BODY POSITIONING


WHEELCHAIR TRAYS

ASSISTIVE TECHNOLOGY

PATIENT TRANSFER


KNOB SEAT MOUNTS	Part Number
Fits 7/8", 1" and 1 1/8", Pair	50406

- One size fits 7/8", 1", and 1 1/8" tubing
- Sold in pairs for easy right and left adjustment
- Don't overtighten! The two halves do not touch.



SLOTTED SEAT BRACKETS	Part Number
Standard Length, Pair	50409
Long Version, Pair	50399

- Black, carbon steel, sold in pairs
- Connects seat to Knob Seat Mount
- Long version is for use on chairs that fold, the extra length allows the hardware to be correctly positioned around the crossframe



HINGED SWING TABS	Part Number
SEAT Hinged Swing Tabs, Pair	50009
BACK Hinged Swing Tabs, Pair	50014

- One size fits 7/8", 1", and 1 1/8" tubing
- Don't overtighten! The two halves do not touch.



OTHER SEAT ATTACHING PIECES	Part Number	
	Fits 7/8" Tubes	Fits 1" Tubes
Swing Tab Bracket (1)	32841	32840
Universal Rear Bracket (1)	32610B	32561B
Split Collar (1)	32879	32878

UNIVERSAL RAIL LOCK	Part Number
Fits 7/8" and 1", Pair	32557

- One size fits 7/8" and 1" tubing
- Sold in pairs for easy right and left adjustment
- Don't overtighten! The two halves do not touch.



SLOTTED BACK BRACKETS	Part Number
1 Right Side & 1 Left Side Bracket	50407

- Black, carbon steel
- Connects back to Wrap Around Mounts
- Sold in pairs for easy right and left adjustment



HINGED COLLAR	Part Number
Fits 7/8", 1" and 1 1/8"	50410

- One size fits 7/8", 1", and 1 1/8" tubing
- Use for seat/back attachment or mounting points for a vest or belt
- Don't overtighten! The two halves do not touch.



UNIVERSAL REAR BRACKET

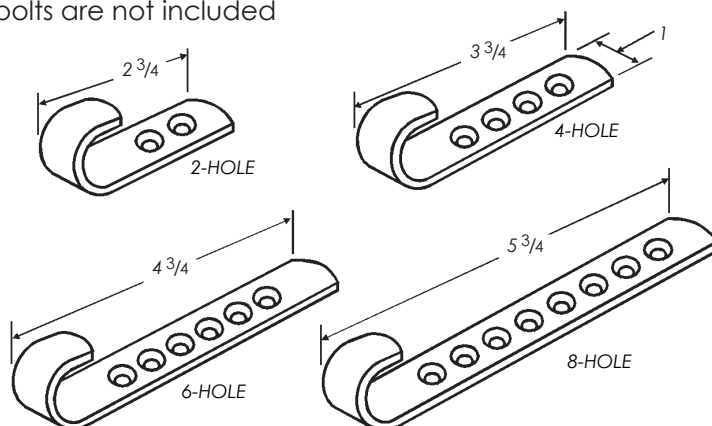


SPLIT COLLAR



**Tubing Hardware Pieces****J-BRACKETS****Features:**

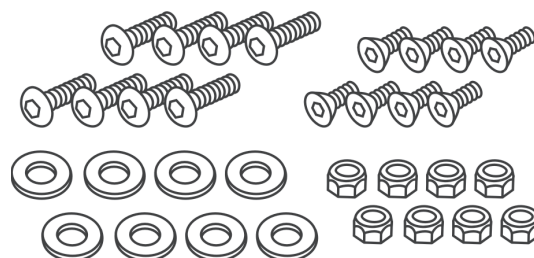
- Black, carbon steel
- Available for 7/8" or 1" chair
- Nuts and bolts are not included



Description	Part Number
<b>J-Bracket for 7/8" Chair</b>	
2-Hole	32615B
4-Hole	32565B
6-Hole	32616B
8-Hole	32567B
<b>J-Bracket for 1" Chair</b>	
2-Hole	32601B
4-Hole	32566B
6-Hole	32602B
8-Hole	32568B

**HARDWARE KIT FOR J&L BRACKETS****Features:**

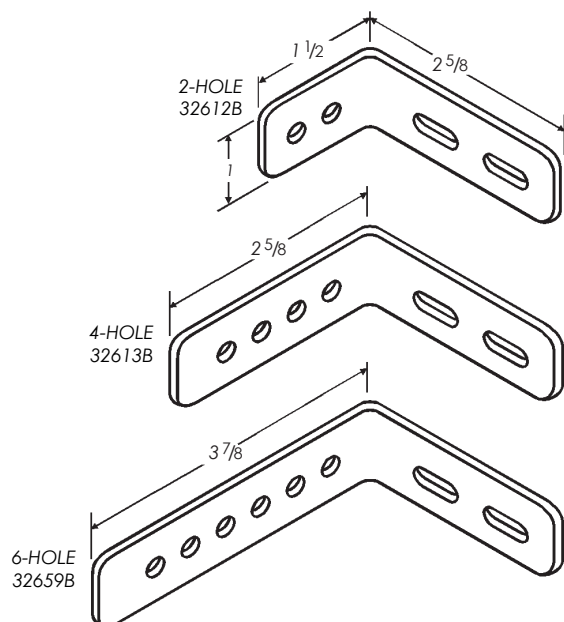
- 8 bolts with locking nuts and 8 bolts with washers



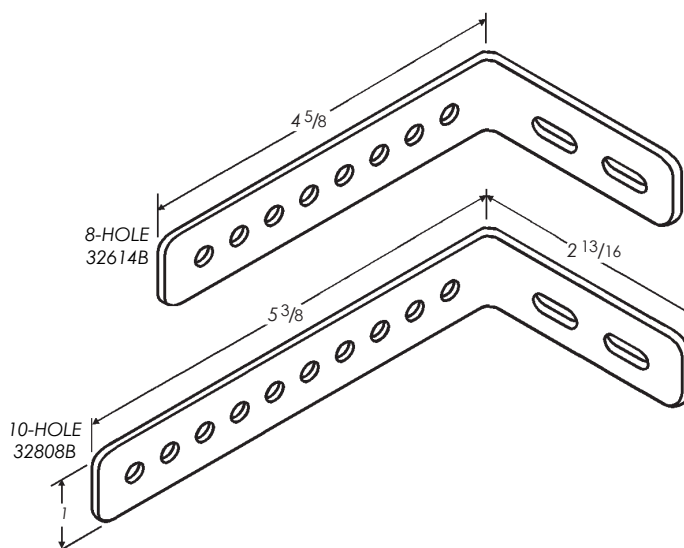
Description	Part Number
<b>Hardware Kit For J&amp;L Brackets</b>	50289

**L-BRACKETS****Features:**

- Black, carbon steel
- Nuts and bolts are not included



Description	Part Number
<b>2-Hole</b>	32612B
<b>4-Hole</b>	32613B
<b>6-Hole</b>	32659B
<b>8-Hole</b>	32614B
<b>10-Hole</b>	32808B

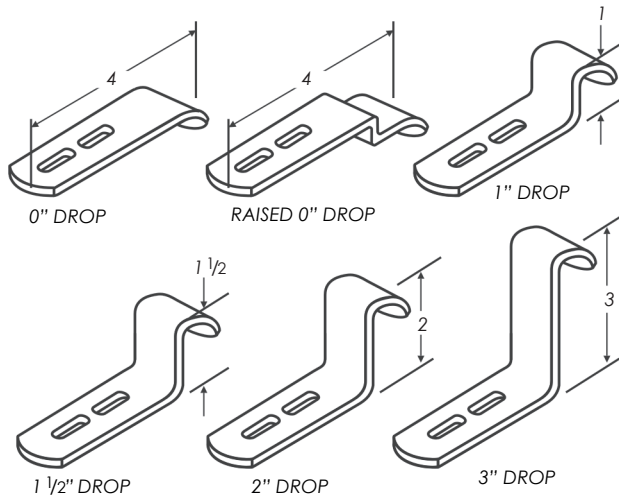




## DROP HOOKS

### Features:

- Black, carbon steel
- Slotted 1" on center for 1/4-20 bolts
- Available for 7/8" or 1" chair

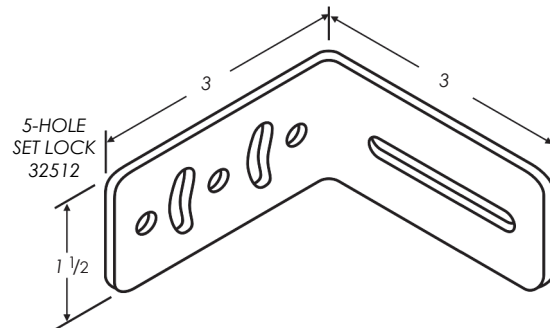
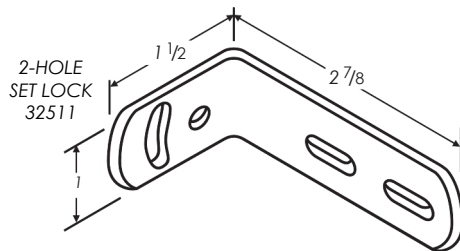


Description	Part Number
<b>Drop Hook</b>	
0" Drop	32528B
Raised 0" Drop	32924
<b>Drop Hook for 7/8" Chair</b>	
1" Drop	32617B
1 1/2" Drop	32563B
2" Drop	32618B
3" Drop	32542B
<b>Drop Hook for 1" Chair</b>	
1" Drop	32603B
1 1/2" Drop	32564B
2" Drop	32604B
3" Drop	32543B

## SET LOCK BRACKETS

### Features:

- Black, carbon steel
- Allows for angled back or seat

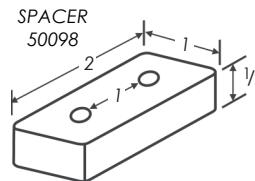


Description	Part Number
<b>2-Hole</b>	32511
<b>5-Hole</b>	32512

## SPACER

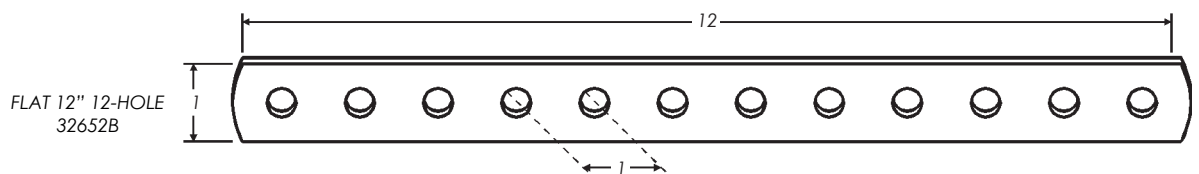
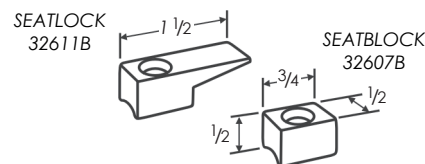
### Features:

- Black, aluminum
- 2" x 1", 1/2" thick with 1" on center holes
- Provides clearance for seat attachment



Description	Part Number
<b>Spacer</b>	50098

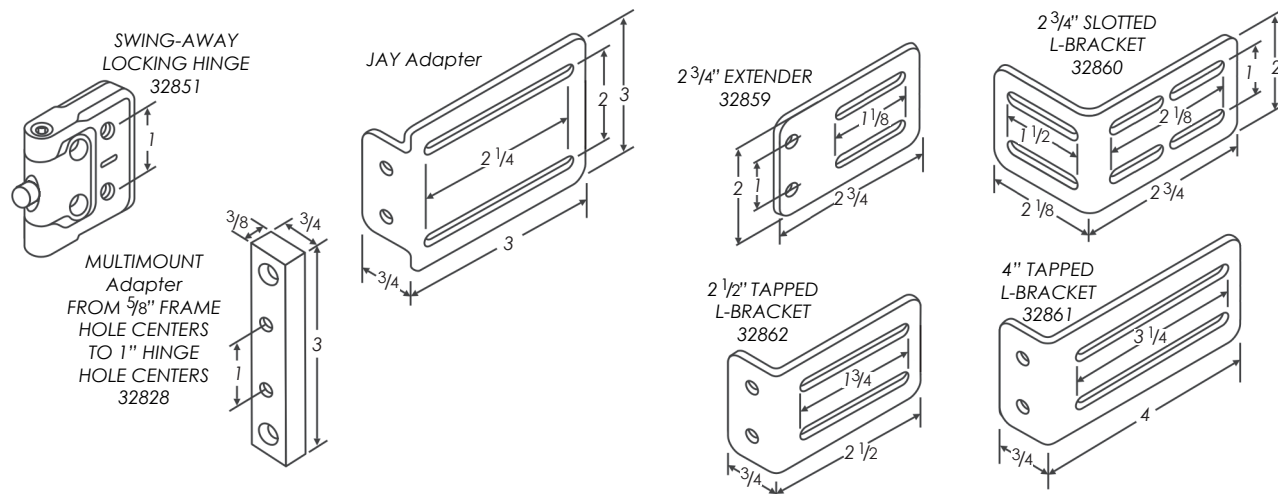
Description	Part Number
<b>Misc. Seat Hardware</b>	
Seatlock	32611B
Seatblock	32607B
Flat 12" 12-Hole	32652B



**Lateral Hardware Pieces****MIX & MATCH HINGE AND BRACKETS****Features:**

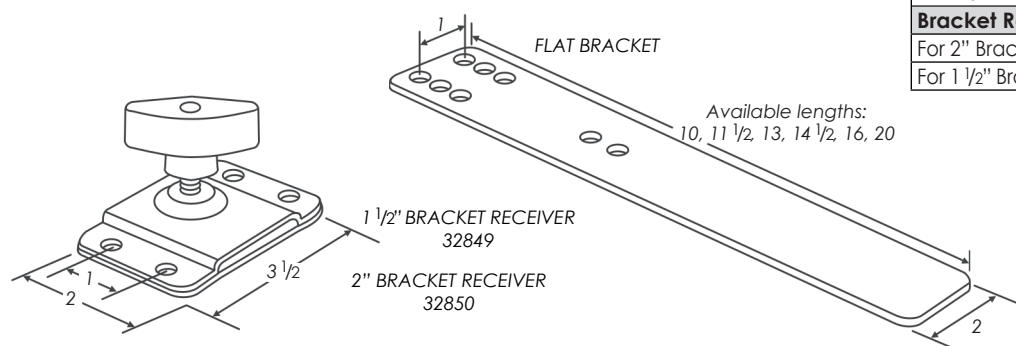
- Create virtually any configuration you need
- Low profile heavy duty swingaway hinge has push button release
- Hinge is black anodized aluminum
- Brackets are stainless steel, coated black
- Can be connected to a multimount frame with optional Multimount Adapter

Description	Part Number
<b>Locking Hinge</b>	32851
<b>Jay Adapter</b>	32643B
<b>Multimount Adapter</b>	32828
<b>2 3/4" Extender Bracket</b>	32859
<b>2 3/4" Slotted L-Bracket</b>	32860
<b>2 1/2" Tapped L-Bracket</b>	32862
<b>4" Tapped L-Bracket</b>	32861

**BEND YOUR OWN BRACKET****Features:**

- Make your own custom bent bracket
- 1/8" thick stainless steel
- Secure directly to the chair or use the adjustable bracket receiver

Description	Part Number
<b>Stainless Steel Flat Bracket</b>	
2" x 10"	32864
2" x 11 1/2"	32865
2" x 13"	32866
2" x 14 1/2"	32867
2" x 16"	32868
2" x 20"	32869
<b>Bracket Receiver</b>	
For 2" Brackets	32850
For 1 1/2" Brackets	32849



CUSTOM SEATING

BODY POSITIONING

WHEELCHAIR TRAYS

ASSISTIVE TECHNOLOGY

PATIENT TRANSFER

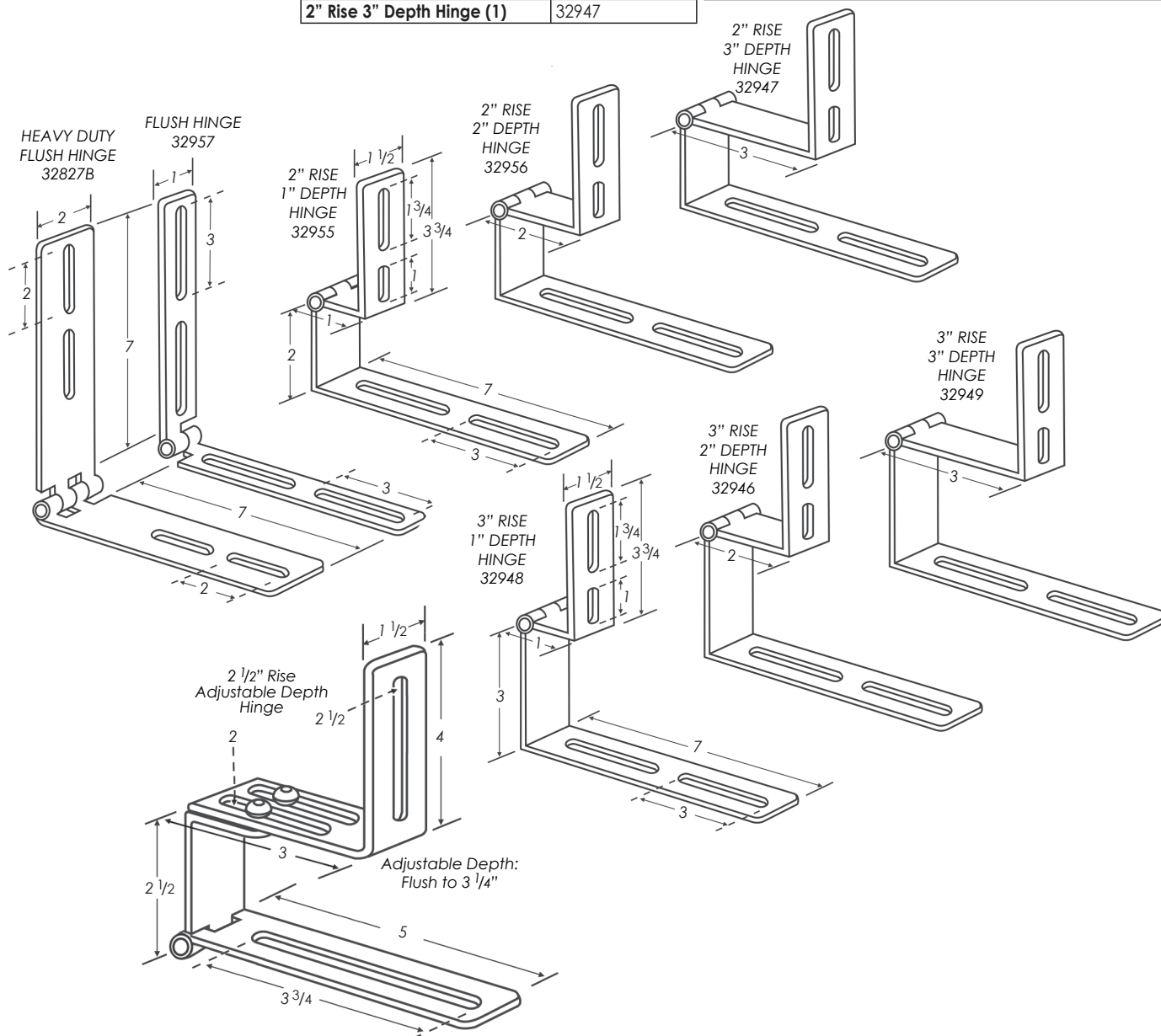
# Hinges

## SEAT TO BACK HINGES

### Features:

- Black, carbon steel

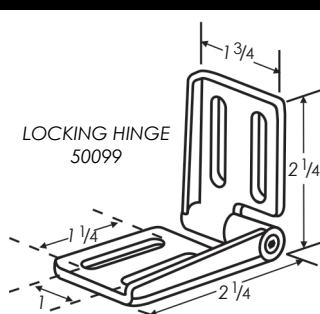
Description	Part Number	Description	Part Number
Heavy Duty Flush Hinge (1)	32827B	2 1/2" Rise Adjustable Depth Hinge (1)	51091
Flush Hinge (1)	32957	3" Rise 1" Depth Hinge (1)	32948
2" Rise 1" Depth Hinge (1)	32955	3" Rise 2" Depth Hinge (1)	32946
2" Rise 2" Depth Hinge (1)	32956	3" Rise 3" Depth Hinge (1)	32949
2" Rise 3" Depth Hinge (1)	32947		



## LOCKING HINGE

### Features:

- Black aluminum, double locking
- Slotted 1" on center for 1/4-20 bolts
- New design improves the holding power of the hinge



Description	Part Number
Locking Hinge	50099

CUSTOM SEATING

BODY POSITIONING

WHEELCHAIR TRAYS

ASSISTIVE TECHNOLOGY

PATIENT TRANSFER



## Misc. Replacement Pieces

Description	Part Number
<b>Vest Replacement Parts (for vests with 1" straps)</b>	
Metal Attaching Clip	31836
Cam Lock Buckle	31834
Quick Release Buckle	31845
3 Bar Sliding Clip	31842
<b>Vest Replacement Straps, 1"</b>	
Top Strap (finger loop, male part of quick release buckle, cam lock buckle)	31877
Bottom Strap (finger loop, male part of quick release buckle, metal attaching clip)	31878



METAL CLIP

CAM LOCK  
BUCKLEHINGED  
COLLAR3 BAR  
SLIDING CLIP

Description	Part Number
<b>Chest Strap and Hip Belt Replacement Parts</b>	
Metal Attaching Clip for .75" Strap	31817
Metal Attaching Clip for 1" Strap	31836
Metal Attaching Clip for 1.5" Strap	31799
Metal Attaching Clip for 2" Strap	31800
Cam Lock Buckle for 1" Strap	31834
Cam Lock Buckle for 1.5" Strap	31798
Cam Lock Buckle for 2" Strap	31820
3 Bar Sliding Clip for .75" Strap	31841
3 Bar Sliding Clip for 1" Strap	31842
3 Bar Sliding Clip for 1.5" Strap	31843
3 Bar Sliding Clip for 2" Strap	31844

## BOXED HARDWARE KIT WITH TOOLS

### Features:

- 1/4-20 buttonhead bolts: 3/8", 1/2", 5/8", 3/4" (20 of each)
- 1/4-20 sockethead bolts: 1/2" (20), 5/8" (10)
- All bolts have Patchlock™
- Flat washers (30)
- Seat spacer (2)
- Hex key tool, tape measure

Description	Part Number
Boxed Hardware Kit with Tools	40006



# Choose A Full Tray In 3 Easy Steps!

Turn to the catalog page that shows full trays with your choice of attaching hardware:

E-Z Lock Clamps pages 94-97, Top Drop Clamps pages 98-101, Tube Lock Clamps pages 102-105, U Slide Brackets pages 106-113, No Body Cutout pages 114-115, Hook & Loop Straps page 116

FIND YOUR CHAIR WIDTH • • • • •

FIND THE DESIRED TRAY SIZE AND BODY CUTOUT • • • • •

IN THAT COLUMN, CHOOSE MATERIAL AND IF YOU WANT A RIM • • • • •

	11" & 12" Chair Width			
	18W x 16D Tray			
	8.5 x 5 Cutout		9 x 6 Cutout	
Clear Polycarb	No rim	T11101A	No rim	T111201A
	PVC rim	T11111A	PVC rim	T111211A
Grey Laminate	No rim	T21101A	No rim	T211201A
	PVC rim	T21111A	PVC rim	T211211A
Black Laminate	No rim	T31101A	No rim	T311201A
	PVC rim	T31111A	PVC rim	T311211A

**Need help? As always, you can call Customer Service between 7am and 5:30pm CST. Our friendly staff will be happy to help you choose the best tray for your patient.**

## STANDARD TRAY SIZES & BODY CUTOUTS

## CLEAR, GREY OR BLACK TRAY

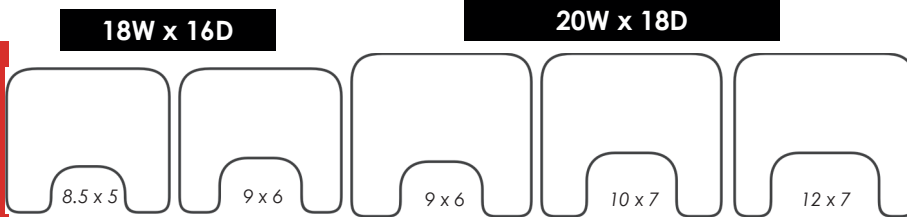
CUSTOM SEATING

BODY POSITIONING

WHEELCHAIR TRAYS

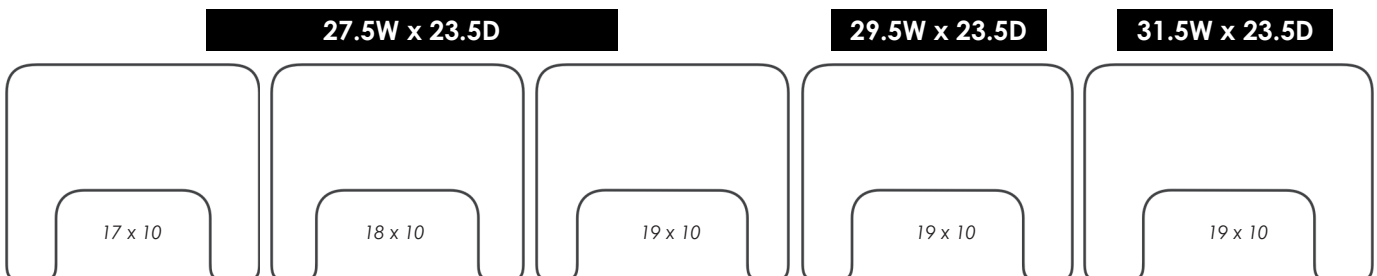
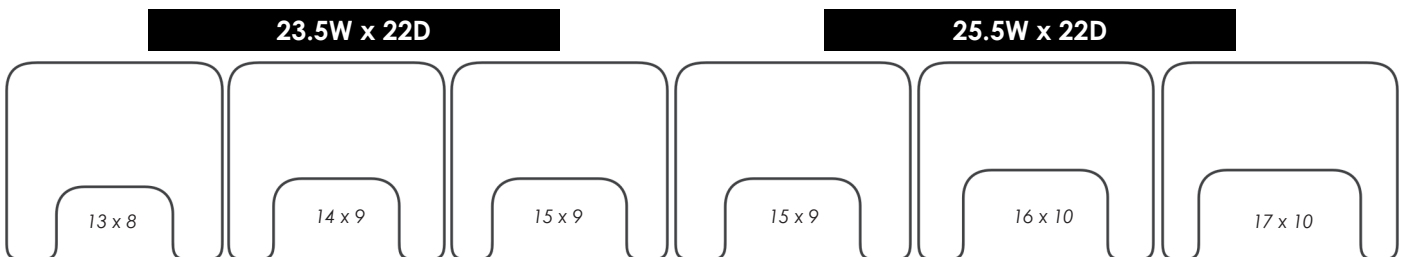
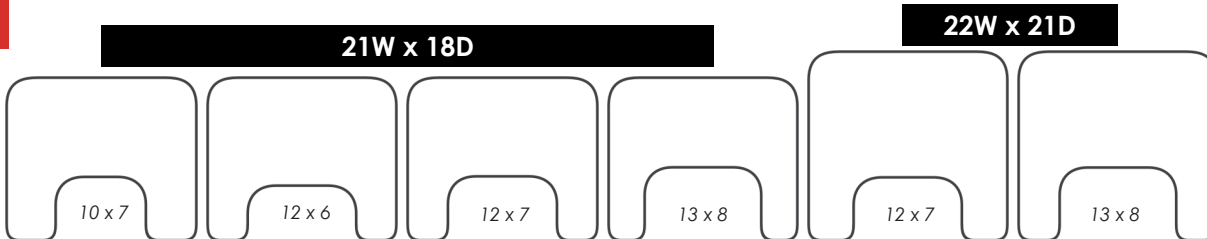
ASSISTIVE TECHNOLOGY

PATIENT TRANSFER




Learn all about Therafin's Tray Program:

<http://tinyurl.com/TherafinTrays>



# Trays With E-Z Lock Clamps Attached



**WE drill the holes  
WE attach the clamps**

*You don't need to order the clamps separately*

## Options:

- 3/8" thick clear polycarbonate
- 3/8" thick melamine-impregnated fiberboard with grey or black laminate surface
- Black PVC rim attached

	11" & 12" Chair Width				13" Chair Width			
	18W x 16D Tray				20W x 18D Tray			
	8.5 x 5 Cutout		9 x 6 Cutout		9 x 6 Cutout		10 x 7 Cutout	
Clear Polycarb	No rim	T11101A	No rim	T11201A	No rim	T12101A	No rim	T12201A
	PVC rim	T11111A	PVC rim	T11211A	PVC rim	T12111A	PVC rim	T12211A
Grey Laminate	No rim	T21101A	No rim	T21201A	No rim	T22101A	No rim	T22201A
	PVC rim	T21111A	PVC rim	T21211A	PVC rim	T22111A	PVC rim	T22211A
Black Laminate	No rim	T31101A	No rim	T31201A	No rim	T32101A	No rim	T32201A
	PVC rim	T31111A	PVC rim	T31211A	PVC rim	T32111A	PVC rim	T32211A

-- 3 EASY STEPS! --

1. Find Chair Width
2. Find Tray & Cutout Size
3. Choose Material & Rim

	14" Chair Width									
	20W x 18D Tray						21W x 18D Tray			
	9 x 6 Cutout		10 x 7 Cutout		12 x 7 Cutout		10 x 7 Cutout		12 x 6 Cutout	
Clear Polycarb	No rim	T12101A	No rim	T12201A	No rim	T12301A	No rim	T13101A	No rim	T13201A
	PVC rim	T12111A	PVC rim	T12211A	PVC rim	T12311A	PVC rim	T13111A	PVC rim	T13211A
Grey Laminate	No rim	T22101A	No rim	T22201A	No rim	T22301A	No rim	T23101A	No rim	T23201A
	PVC rim	T22111A	PVC rim	T22211A	PVC rim	T22311A	PVC rim	T23111A	PVC rim	T23211A
Black Laminate	No rim	T32101A	No rim	T32201A	No rim	T32301A	No rim	T33101A	No rim	T33201A
	PVC rim	T32111A	PVC rim	T32211A	PVC rim	T32311A	PVC rim	T33111A	PVC rim	T33211A

	15" Chair Width							
	21W x 18D Tray				22W x 21D Tray			
	10 x 7 Cutout		12 x 6 Cutout		12 x 7 Cutout		13 x 8 Cutout	
Clear Polycarb	No rim	T13101A	No rim	T13201A	No rim	T13301A	No rim	T13401A
	PVC rim	T13111A	PVC rim	T13211A	PVC rim	T13311A	PVC rim	T13411A
Grey Laminate	No rim	T23101A	No rim	T23201A	No rim	T23301A	No rim	T23401A
	PVC rim	T23111A	PVC rim	T23211A	PVC rim	T23311A	PVC rim	T23411A
Black Laminate	No rim	T33101A	No rim	T33201A	No rim	T33301A	No rim	T33401A
	PVC rim	T33111A	PVC rim	T33211A	PVC rim	T33311A	PVC rim	T33411A

Trays with E-Z Lock Clamps fit chairs with outside-to-outside dimensions from 4" to 5" more than the chair size. E-Z Lock Clamps (page 131) slide tray on from the front.



**Learn all the benefits of EZ Lock Clamps in this video:**

<http://tinyurl.com/EZLockClamps>



	<b>16" Chair Width</b>							
	<b>22W x 21D Tray</b>				<b>23.5W x 22D Tray</b>			
	<b>12 x 7 Cutout</b>		<b>13 x 8 Cutout</b>		<b>13 x 8 Cutout</b>		<b>14 x 9 Cutout</b>	
<b>Clear Polycarb</b>	No rim	T14101A	No rim	T14201A	No rim	T15101A	No rim	T15201A
	PVC rim	T14111A	PVC rim	T14211A	PVC rim	T15111A	PVC rim	T15211A
<b>Grey Laminate</b>	No rim	T24101A	No rim	T24201A	No rim	T25101A	No rim	T25201A
	PVC rim	T24111A	PVC rim	T24211A	PVC rim	T25111A	PVC rim	T25211A
<b>Black Laminate</b>	No rim	T34101A	No rim	T34201A	No rim	T35101A	No rim	T35201A
	PVC rim	T34111A	PVC rim	T34211A	PVC rim	T35111A	PVC rim	T35211A

	<b>17" Chair Width</b>					
	<b>23.5W x 22D Tray</b>					
	<b>13 x 8 Cutout</b>		<b>14 x 9 Cutout</b>		<b>15 x 9 Cutout</b>	
<b>Clear Polycarb</b>	No rim	T15101A	No rim	T15201A	No rim	T15301A
	PVC rim	T15111A	PVC rim	T15211A	PVC rim	T15311A
<b>Grey Laminate</b>	No rim	T25101A	No rim	T25201A	No rim	T25301A
	PVC rim	T25111A	PVC rim	T25211A	PVC rim	T25311A
<b>Black Laminate</b>	No rim	T35101A	No rim	T35201A	No rim	T35301A
	PVC rim	T35111A	PVC rim	T35211A	PVC rim	T35311A

	<b>18" Chair Width</b>							
	<b>23.5W x 22D Tray</b>				<b>25.5W x 22D Tray</b>			
	<b>13 x 8 Cutout</b>		<b>14 x 9 Cutout</b>		<b>15 x 9 Cutout</b>		<b>15 x 9 Cutout</b>	
<b>Clear Polycarb</b>	No rim	T15101A	No rim	T15201A	No rim	T15301A	No rim	T16101A
	PVC rim	T15111A	PVC rim	T15211A	PVC rim	T15311A	PVC rim	T16111A
<b>Grey Laminate</b>	No rim	T25101A	No rim	T25201A	No rim	T25301A	No rim	T26101A
	PVC rim	T25111A	PVC rim	T25211A	PVC rim	T25311A	PVC rim	T26111A
<b>Black Laminate</b>	No rim	T35101A	No rim	T35201A	No rim	T35301A	No rim	T36101A
	PVC rim	T35111A	PVC rim	T35211A	PVC rim	T35311A	PVC rim	T36111A

	<b>19" Chair Width</b>					
	<b>25.5W x 22D Tray</b>					
	<b>15 x 9 Cutout</b>		<b>16 x 10 Cutout</b>		<b>17 x 10 Cutout</b>	
<b>Clear Polycarb</b>	No rim	T16101A	No rim	T16201A	No rim	T16301A
	PVC rim	T16111A	PVC rim	T16211A	PVC rim	T16311A
<b>Grey Laminate</b>	No rim	T26101A	No rim	T26201A	No rim	T26301A
	PVC rim	T26111A	PVC rim	T26211A	PVC rim	T26311A
<b>Black Laminate</b>	No rim	T36101A	No rim	T36201A	No rim	T36301A
	PVC rim	T36111A	PVC rim	T36211A	PVC rim	T36311A

REMOVABLE PADDED TRAY TOPS, PAGE 118



	<b>20" Chair Width</b>							
	<b>25.5W x 22D Tray</b>				<b>27.5W x 23.5D Tray</b>			
	<b>15 x 9 Cutout</b>		<b>16 x 10 Cutout</b>		<b>17 x 10 Cutout</b>		<b>17 x 10 Cutout</b>	
<b>Clear Polycarb</b>	No rim	T16101A	No rim	T16201A	No rim	T16301A	No rim	T17101A
	PVC rim	T16111A	PVC rim	T16211A	PVC rim	T16311A	PVC rim	T17111A
<b>Grey Laminate</b>	No rim	T26101A	No rim	T26201A	No rim	T26301A	No rim	T27101A
	PVC rim	T26111A	PVC rim	T26211A	PVC rim	T26311A	PVC rim	T27111A
<b>Black Laminate</b>	No rim	T36101A	No rim	T36201A	No rim	T36301A	No rim	T37101A
	PVC rim	T36111A	PVC rim	T36211A	PVC rim	T36311A	PVC rim	T37111A

	<b>21" &amp; 22" Chair Width</b>						<b>23" &amp; 24" Chair Width</b>		<b>25" &amp; 26" Chair Width</b>	
	<b>27.5W x 23.5D Tray</b>						<b>29.5W x 23.5D Tray</b>		<b>31.5W x 23.5D Tray</b>	
	<b>17 x 10 Cutout</b>		<b>18 x 10 Cutout</b>		<b>19 x 10 Cutout</b>		<b>19 x 10 Cutout</b>		<b>19 x 10 Cutout</b>	
<b>Clear Polycarb</b>	No rim	T17101A	No rim	T17201A	No rim	T17301A	No rim	T18101A	No rim	T19101A
	PVC rim	T17111A	PVC rim	T17211A	PVC rim	T17311A	PVC rim	T18111A	PVC rim	T19111A
<b>Grey Laminate</b>	No rim	T27101A	No rim	T27201A	No rim	T27301A	No rim	T28101A	No rim	T29101A
	PVC rim	T27111A	PVC rim	T27211A	PVC rim	T27311A	PVC rim	T28111A	PVC rim	T29111A
<b>Black Laminate</b>	No rim	T37101A	No rim	T37201A	No rim	T37301A	No rim	T38101A	No rim	T39101A
	PVC rim	T37111A	PVC rim	T37211A	PVC rim	T37311A	PVC rim	T38111A	PVC rim	T39111A

CUSTOM SEATING

BODY POSITIONING

WHEELCHAIR TRAYS

ASSISTIVE TECHNOLOGY

PATIENT TRANSFER

# Trays With E-Z Lock Clamps *Unattached*



**YOU drill the holes  
YOU attach the clamps**  
You don't need to order the clamps separately, they come unattached with the tray

## Options:

- 3/8" thick clear polycarbonate
- 3/8" thick melamine-impregnated fiberboard with grey or black laminate surface
- Black PVC rim attached



	11" & 12" Chair Width				13" Chair Width			
	18W x 16D Tray		9 x 6 Cutout		20W x 18D Tray		9 x 6 Cutout	
	8.5 x 5 Cutout						10 x 7 Cutout	
Clear Polycarb	No rim	T11101U	No rim	T11201U	No rim	T12101U	No rim	T12201U
	PVC rim	T11111U	PVC rim	T11211U	PVC rim	T12111U	PVC rim	T12211U
Grey Laminate	No rim	T21101U	No rim	T21201U	No rim	T22101U	No rim	T22201U
	PVC rim	T21111U	PVC rim	T21211U	PVC rim	T22111U	PVC rim	T22211U
Black Laminate	No rim	T31101U	No rim	T31201U	No rim	T32101U	No rim	T32201U
	PVC rim	T31111U	PVC rim	T31211U	PVC rim	T32111U	PVC rim	T32211U

-- 3 EASY STEPS! --

1. Find Chair Width
2. Find Tray & Cutout Size
3. Choose Material & Rim

	14" Chair Width							
	20W x 18D Tray				21W x 18D Tray			
	9 x 6 Cutout		10 x 7 Cutout		10 x 7 Cutout		12 x 6 Cutout	
Clear Polycarb	No rim	T12101U	No rim	T12201U	No rim	T12301U	No rim	T13201U
	PVC rim	T12111U	PVC rim	T12211U	PVC rim	T12311U	PVC rim	T13211U
Grey Laminate	No rim	T22101U	No rim	T22201U	No rim	T22301U	No rim	T23201U
	PVC rim	T22111U	PVC rim	T22211U	PVC rim	T22311U	PVC rim	T23211U
Black Laminate	No rim	T32101U	No rim	T32201U	No rim	T32301U	No rim	T33201U
	PVC rim	T32111U	PVC rim	T32211U	PVC rim	T32311U	PVC rim	T33211U

	15" Chair Width							
	21W x 18D Tray				22W x 21D Tray			
	10 x 7 Cutout		12 x 6 Cutout		12 x 7 Cutout		13 x 8 Cutout	
Clear Polycarb	No rim	T13101U	No rim	T13201U	No rim	T13301U	No rim	T13401U
	PVC rim	T13111U	PVC rim	T13211U	PVC rim	T13311U	PVC rim	T13411U
Grey Laminate	No rim	T23101U	No rim	T23201U	No rim	T23301U	No rim	T23401U
	PVC rim	T23111U	PVC rim	T23211U	PVC rim	T23311U	PVC rim	T23411U
Black Laminate	No rim	T33101U	No rim	T33201U	No rim	T33301U	No rim	T33401U
	PVC rim	T33111U	PVC rim	T33211U	PVC rim	T33311U	PVC rim	T33411U

Trays with E-Z Lock Clamps fit chairs with outside-to-outside dimensions from 4" to 5" more than the chair size. E-Z Lock Clamps (page 131) slide tray on from the front.



**Learn all the benefits of EZ Lock Clamps in this video:**

<http://tinyurl.com/EZLockClamps>

	<b>16" Chair Width</b>							
	<b>22W x 21D Tray</b>				<b>23.5W x 22D Tray</b>			
	<b>12 x 7 Cutout</b>		<b>13 x 8 Cutout</b>		<b>13 x 8 Cutout</b>		<b>14 x 9 Cutout</b>	
<b>Clear Polycarb</b>	No rim	T14101U	No rim	T14201U	No rim	T15101U	No rim	T15201U
	PVC rim	T14111U	PVC rim	T14211U	PVC rim	T15111U	PVC rim	T15211U
<b>Grey Laminate</b>	No rim	T24101U	No rim	T24201U	No rim	T25101U	No rim	T25201U
	PVC rim	T24111U	PVC rim	T24211U	PVC rim	T25111U	PVC rim	T25211U
<b>Black Laminate</b>	No rim	T34101U	No rim	T34201U	No rim	T35101U	No rim	T35201U
	PVC rim	T34111U	PVC rim	T34211U	PVC rim	T35111U	PVC rim	T35211U

	<b>17" Chair Width</b>					
	<b>23.5W x 22D Tray</b>					
	<b>13 x 8 Cutout</b>		<b>14 x 9 Cutout</b>		<b>15 x 9 Cutout</b>	
<b>Clear Polycarb</b>	No rim	T15101U	No rim	T15201U	No rim	T15301U
	PVC rim	T15111U	PVC rim	T15211U	PVC rim	T15311U
<b>Grey Laminate</b>	No rim	T25101U	No rim	T25201U	No rim	T25301U
	PVC rim	T25111U	PVC rim	T25211U	PVC rim	T25311U
<b>Black Laminate</b>	No rim	T35101U	No rim	T35201U	No rim	T35301U
	PVC rim	T35111U	PVC rim	T35211U	PVC rim	T35311U

	<b>18" Chair Width</b>									
	<b>23.5W x 22D Tray</b>						<b>25.5W x 22D Tray</b>			
	<b>13 x 8 Cutout</b>		<b>14 x 9 Cutout</b>		<b>15 x 9 Cutout</b>		<b>15 x 9 Cutout</b>		<b>16 x 10 Cutout</b>	
<b>Clear Polycarb</b>	No rim	T15101U	No rim	T15201U	No rim	T15301U	No rim	T16101U	No rim	T16201U
	PVC rim	T15111U	PVC rim	T15211U	PVC rim	T15311U	PVC rim	T16111U	PVC rim	T16211U
<b>Grey Laminate</b>	No rim	T25101U	No rim	T25201U	No rim	T25301U	No rim	T26101U	No rim	T26201U
	PVC rim	T25111U	PVC rim	T25211U	PVC rim	T25311U	PVC rim	T26111U	PVC rim	T26211U
<b>Black Laminate</b>	No rim	T35101U	No rim	T35201U	No rim	T35301U	No rim	T36101U	No rim	T36201U
	PVC rim	T35111U	PVC rim	T35211U	PVC rim	T35311U	PVC rim	T36111U	PVC rim	T36211U

	<b>19" Chair Width</b>					
	<b>25.5W x 22D Tray</b>					
	<b>15 x 9 Cutout</b>		<b>16 x 10 Cutout</b>		<b>17 x 10 Cutout</b>	
<b>Clear Polycarb</b>	No rim	T16101U	No rim	T16201U	No rim	T16301U
	PVC rim	T16111U	PVC rim	T16211U	PVC rim	T16311U
<b>Grey Laminate</b>	No rim	T26101U	No rim	T26201U	No rim	T26301U
	PVC rim	T26111U	PVC rim	T26211U	PVC rim	T26311U
<b>Black Laminate</b>	No rim	T36101U	No rim	T36201U	No rim	T36301U
	PVC rim	T36111U	PVC rim	T36211U	PVC rim	T36311U

REMOVABLE PADDED TRAY TOPS, PAGE 118



	<b>20" Chair Width</b>									
	<b>25.5W x 22D Tray</b>						<b>27.5W x 23.5D Tray</b>			
	<b>15 x 9 Cutout</b>		<b>16 x 10 Cutout</b>		<b>17 x 10 Cutout</b>		<b>17 x 10 Cutout</b>		<b>18 x 10 Cutout</b>	
<b>Clear Polycarb</b>	No rim	T16101U	No rim	T16201U	No rim	T16301U	No rim	T17101U	No rim	T17201U
	PVC rim	T16111U	PVC rim	T16211U	PVC rim	T16311U	PVC rim	T17111U	PVC rim	T17211U
<b>Grey Laminate</b>	No rim	T26101U	No rim	T26201U	No rim	T26301U	No rim	T27101U	No rim	T27201U
	PVC rim	T26111U	PVC rim	T26211U	PVC rim	T26311U	PVC rim	T27111U	PVC rim	T27211U
<b>Black Laminate</b>	No rim	T36101U	No rim	T36201U	No rim	T36301U	No rim	T37101U	No rim	T37201U
	PVC rim	T36111U	PVC rim	T36211U	PVC rim	T36311U	PVC rim	T37111U	PVC rim	T37211U

	<b>21" &amp; 22" Chair Width</b>						<b>23" &amp; 24" Chair Width</b>				<b>25" &amp; 26" Chair Width</b>	
	<b>27.5W x 23.5D Tray</b>						<b>29.5W x 23.5D Tray</b>				<b>31.5W x 23.5D Tray</b>	
	<b>17 x 10 Cutout</b>		<b>18 x 10 Cutout</b>		<b>19 x 10 Cutout</b>		<b>19 x 10 Cutout</b>				<b>19 x 10 Cutout</b>	
<b>Clear Polycarb</b>	No rim	T17101U	No rim	T17201U	No rim	T17301U	No rim	T18101U			No rim	T19101U
	PVC rim	T17111U	PVC rim	T17211U	PVC rim	T17311U	PVC rim	T18111U			PVC rim	T19111U
<b>Grey Laminate</b>	No rim	T27101U	No rim	T27201U	No rim	T27301U	No rim	T28101U			No rim	T29101U
	PVC rim	T27111U	PVC rim	T27211U	PVC rim	T27311U	PVC rim	T28111U			PVC rim	T29111U
<b>Black Laminate</b>	No rim	T37101U	No rim	T37201U	No rim	T37301U	No rim	T38101U			No rim	T39101U
	PVC rim	T37111U	PVC rim	T37211U	PVC rim	T37311U	PVC rim	T38111U			PVC rim	T39111U

CUSTOM SEATING

BODY POSITIONING

WHEELCHAIR TRAYS

ASSISTIVE TECHNOLOGY

PATIENT TRANSFER



# Trays With Top Drop Clamps Attached



**WE drill the holes  
WE attach the clamps**

*You don't need to order the clamps separately*

## Options:

- 3/8" thick clear polycarbonate
- 3/8" thick melamine-impregnated fiberboard with grey or black laminate surface
- Black PVC rim attached



	11" Chair Width					
	20W x 18D Tray				21W x 18D Tray	
	9 x 6 Cutout		10 x 7 Cutout		10 x 7 Cutout	
Clear Polycarb	No rim	T12102A	No rim	T12202A	No rim	T13102A
	PVC rim	T12112A	PVC rim	T12212A	PVC rim	T13112A
Grey Laminate	No rim	T22102A	No rim	T22202A	No rim	T23102A
	PVC rim	T22112A	PVC rim	T22212A	PVC rim	T23112A
Black Laminate	No rim	T32102A	No rim	T32202A	No rim	T33102A
	PVC rim	T32112A	PVC rim	T32212A	PVC rim	T33112A

*-- 3 EASY STEPS! --*


1. Find Chair Width
2. Find Tray & Cutout Size
3. Choose Material & Rim

	12" Chair Width									
	20W x 18D Tray						21W x 18D Tray			
	9 x 6 Cutout		10 x 7 Cutout		12 x 7 Cutout		10 x 7 Cutout		12 x 6 Cutout	
Clear Polycarb	No rim	T12102A	No rim	T12202A	No rim	T12302A	No rim	T13102A	No rim	T13202A
	PVC rim	T12112A	PVC rim	T12212A	PVC rim	T12312A	PVC rim	T13112A	PVC rim	T13212A
Grey Laminate	No rim	T22102A	No rim	T22202A	No rim	T22302A	No rim	T23102A	No rim	T23202A
	PVC rim	T22112A	PVC rim	T22212A	PVC rim	T22312A	PVC rim	T23112A	PVC rim	T23212A
Black Laminate	No rim	T32102A	No rim	T32202A	No rim	T32302A	No rim	T33102A	No rim	T33202A
	PVC rim	T32112A	PVC rim	T32212A	PVC rim	T32312A	PVC rim	T33112A	PVC rim	T33212A

	13" Chair Width									
	21W x 18D Tray						22W x 21D Tray			
	10 x 7 Cutout		12 x 6 Cutout		12 x 7 Cutout		13 x 8 Cutout		12 x 7 Cutout	
Clear Polycarb	No rim	T13102A	No rim	T13202A	No rim	T13302A	No rim	T13402A	No rim	T14102A
	PVC rim	T13112A	PVC rim	T13212A	PVC rim	T13312A	PVC rim	T13412A	PVC rim	T14112A
Grey Laminate	No rim	T23102A	No rim	T23202A	No rim	T23302A	No rim	T23402A	No rim	T24102A
	PVC rim	T23112A	PVC rim	T23212A	PVC rim	T23312A	PVC rim	T23412A	PVC rim	T24112A
Black Laminate	No rim	T33102A	No rim	T33202A	No rim	T33302A	No rim	T33402A	No rim	T34102A
	PVC rim	T33112A	PVC rim	T33212A	PVC rim	T33312A	PVC rim	T33412A	PVC rim	T34112A

Trays with Top Drop Clamps fit chairs with outside-to-outside dimensions from 4" to 5" more than the chair size. Top Drop Clamps (page 132) position tray straight down from top.

These trays can be used on Quantum TB3 arms by using our TB3 Adapter Plates (page 133)



**Learn all the benefits of Top Drop Clamps in this video:**

<http://tinyurl.com/TopDropClamps>

	14" Chair Width							
	22W x 21D Tray				23.5W x 22D Tray			
	12 x 7 Cutout		13 x 8 Cutout		13 x 8 Cutout		14 x 9 Cutout	
Clear Polycarb	No rim	T14102A	No rim	T14202A	No rim	T15102A	No rim	T15202A
	PVC rim	T14112A	PVC rim	T14212A	PVC rim	T15112A	PVC rim	T15212A
Grey Laminate	No rim	T24102A	No rim	T24202A	No rim	T25102A	No rim	T25202A
	PVC rim	T24112A	PVC rim	T24212A	PVC rim	T25112A	PVC rim	T25212A
Black Laminate	No rim	T34102A	No rim	T34202A	No rim	T35102A	No rim	T35202A
	PVC rim	T34112A	PVC rim	T34212A	PVC rim	T35112A	PVC rim	T35212A

REMOVABLE PADDED TRAY TOPS, PAGE 118



	15" Chair Width							
	23.5W x 22D Tray				25.5W x 22D Tray			
	13 x 8 Cutout		14 x 9 Cutout		15 x 9 Cutout		15 x 9 Cutout	
Clear Polycarb	No rim	T15102A	No rim	T15202A	No rim	T15302A	No rim	T16102A
	PVC rim	T15112A	PVC rim	T15212A	PVC rim	T15312A	PVC rim	T16112A
Grey Laminate	No rim	T25102A	No rim	T25202A	No rim	T25302A	No rim	T26102A
	PVC rim	T25112A	PVC rim	T25212A	PVC rim	T25312A	PVC rim	T26112A
Black Laminate	No rim	T35102A	No rim	T35202A	No rim	T35302A	No rim	T36102A
	PVC rim	T35112A	PVC rim	T35212A	PVC rim	T35312A	PVC rim	T36112A

	16" Chair Width			
	25.5W x 22D Tray			
	15 x 9 Cutout		16 x 10 Cutout	
Clear Polycarb	No rim	T16102A	No rim	T16202A
	PVC rim	T16112A	PVC rim	T16212A
Grey Laminate	No rim	T26102A	No rim	T26202A
	PVC rim	T26112A	PVC rim	T26212A
Black Laminate	No rim	T36102A	No rim	T36202A
	PVC rim	T36112A	PVC rim	T36212A

	17" Chair Width							
	25.5W x 22D Tray				27.5W x 23.5D Tray			
	15 x 9 Cutout		16 x 10 Cutout		17 x 10 Cutout		17 x 10 Cutout	
Clear Polycarb	No rim	T16102A	No rim	T16202A	No rim	T16302A	No rim	T17102A
	PVC rim	T16112A	PVC rim	T16212A	PVC rim	T16312A	PVC rim	T17112A
Grey Laminate	No rim	T26102A	No rim	T26202A	No rim	T26302A	No rim	T27102A
	PVC rim	T26112A	PVC rim	T26212A	PVC rim	T26312A	PVC rim	T27112A
Black Laminate	No rim	T36102A	No rim	T36202A	No rim	T36302A	No rim	T37102A
	PVC rim	T36112A	PVC rim	T36212A	PVC rim	T36312A	PVC rim	T37112A

	18" Chair Width			
	27.5W x 23.5D Tray			
	17 x 10 Cutout		18 x 10 Cutout	
Clear Polycarb	No rim	T17102A	No rim	T17202A
	PVC rim	T17112A	PVC rim	T17212A
Grey Laminate	No rim	T27102A	No rim	T27202A
	PVC rim	T27112A	PVC rim	T27212A
Black Laminate	No rim	T37102A	No rim	T37202A
	PVC rim	T37112A	PVC rim	T37212A


	19" Chair Width							
	27.5W x 23.5D Tray				29.5W x 23.5D Tray			
	17 x 10 Cutout		18 x 10 Cutout		19 x 10 Cutout		19 x 10 Cutout	
Clear Polycarb	No rim	T17102A	No rim	T17202A	No rim	T17302A	No rim	T18102A
	PVC rim	T17112A	PVC rim	T17212A	PVC rim	T17312A	PVC rim	T18112A
Grey Laminate	No rim	T27102A	No rim	T27202A	No rim	T27302A	No rim	T28102A
	PVC rim	T27112A	PVC rim	T27212A	PVC rim	T27312A	PVC rim	T28112A
Black Laminate	No rim	T37102A	No rim	T37202A	No rim	T37302A	No rim	T38102A
	PVC rim	T37112A	PVC rim	T37212A	PVC rim	T37312A	PVC rim	T38112A

	20" Chair Width	
	29.5W x 23.5D Tray	
	19 x 10 Cutout	
Clear Polycarb	No rim	T18102A
	PVC rim	T18112A
Grey Laminate	No rim	T28102A
	PVC rim	T28112A
Black Laminate	No rim	T38102A
	PVC rim	T38112A

	21" Chair Width			
	29.5W x 23.5D Tray		31.5W x 23.5D Tray	
	19 x 10 Cutout		19 x 10 Cutout	
Clear Polycarb	No rim	T18102A	No rim	T19102A
	PVC rim	T18112A	PVC rim	T19112A
Grey Laminate	No rim	T28102A	No rim	T29102A
	PVC rim	T28112A	PVC rim	T29112A
Black Laminate	No rim	T38102A	No rim	T39102A
	PVC rim	T38112A	PVC rim	T39112A

	22" Chair Width	
	31.5W x 23.5D Tray	
	19 x 10 Cutout	
Clear Polycarb	No rim	T19102A
	PVC rim	T19112A
Grey Laminate	No rim	T29102A
	PVC rim	T29112A
Black Laminate	No rim	T39102A
	PVC rim	T39112A

# Trays With Top Drop Clamps *Unattached*



**YOU drill the holes**  
**YOU attach the clamps**  
 You don't need to order the clamps separately, they come unattached with the tray

## Options:

- 3/8" thick clear polycarbonate
- 3/8" thick melamine-impregnated fiberboard with grey or black laminate surface
- Black PVC rim attached



	11" Chair Width					
	20W x 18D Tray				21W x 18D Tray	
	9 x 6 Cutout		10 x 7 Cutout		10 x 7 Cutout	
Clear Polycarb	No rim	T12102U	No rim	T12202U	No rim	T13102U
	PVC rim	T12112U	PVC rim	T12212U	PVC rim	T13112U
Grey Laminate	No rim	T22102U	No rim	T22202U	No rim	T23102U
	PVC rim	T22112U	PVC rim	T22212U	PVC rim	T23112U
Black Laminate	No rim	T32102U	No rim	T32202U	No rim	T33102U
	PVC rim	T32112U	PVC rim	T32212U	PVC rim	T33112U




	12" Chair Width											
	20W x 18D Tray						21W x 18D Tray					
	9 x 6 Cutout		10 x 7 Cutout		12 x 7 Cutout		10 x 7 Cutout		12 x 6 Cutout		12 x 7 Cutout	
Clear Polycarb	No rim	T12102U	No rim	T12202U	No rim	T12302U	No rim	T13102U	No rim	T13202U	No rim	T13302U
	PVC rim	T12112U	PVC rim	T12212U	PVC rim	T12312U	PVC rim	T13112U	PVC rim	T13212U	PVC rim	T13312U
Grey Laminate	No rim	T22102U	No rim	T22202U	No rim	T22302U	No rim	T23102U	No rim	T23202U	No rim	T23302U
	PVC rim	T22112U	PVC rim	T22212U	PVC rim	T22312U	PVC rim	T23112U	PVC rim	T23212U	PVC rim	T23312U
Black Laminate	No rim	T32102U	No rim	T32202U	No rim	T32302U	No rim	T33102U	No rim	T33202U	No rim	T33302U
	PVC rim	T32112U	PVC rim	T32212U	PVC rim	T32312U	PVC rim	T33112U	PVC rim	T33212U	PVC rim	T33312U

	13" Chair Width											
	21W x 18D Tray							22W x 21D Tray				
	10 x 7 Cutout		12 x 6 Cutout		12 x 7 Cutout		13 x 8 Cutout		12 x 7 Cutout		13 x 8 Cutout	
Clear Polycarb	No rim	T13102U	No rim	T13202U	No rim	T13302U	No rim	T13402U	No rim	T14102U	No rim	T14202U
	PVC rim	T13112U	PVC rim	T13212U	PVC rim	T13312U	PVC rim	T13412U	PVC rim	T14112U	PVC rim	T14212U
Grey Laminate	No rim	T23102U	No rim	T23202U	No rim	T23302U	No rim	T23402U	No rim	T24102U	No rim	T24202U
	PVC rim	T23112U	PVC rim	T23212U	PVC rim	T23312U	PVC rim	T23412U	PVC rim	T24112U	PVC rim	T24212U
Black Laminate	No rim	T33102U	No rim	T33202U	No rim	T33302U	No rim	T33402U	No rim	T34102U	No rim	T34202U
	PVC rim	T33112U	PVC rim	T33212U	PVC rim	T33312U	PVC rim	T33412U	PVC rim	T34112U	PVC rim	T34212U

Trays with Top Drop Clamps fit chairs with outside-to-outside dimensions from 4" to 5" more than the chair size. Top Drop Clamps (page 132) position tray straight down from top.

These trays can be used on Quantum TB3 arms by using our TB3 Adapter Plates (page 133)



Learn all the benefits of Top Drop Clamps in this video:

<http://tinyurl.com/TopDropClamps>



	14" Chair Width							
	22W x 21D Tray				23.5W x 22D Tray			
	12 x 7 Cutout		13 x 8 Cutout		13 x 8 Cutout		14 x 9 Cutout	
Clear Polycarb	No rim	T14102U	No rim	T14202U	No rim	T15102U	No rim	T15202U
	PVC rim	T14112U	PVC rim	T14212U	PVC rim	T15112U	PVC rim	T15212U
Grey Laminate	No rim	T24102U	No rim	T24202U	No rim	T25102U	No rim	T25202U
	PVC rim	T24112U	PVC rim	T24212U	PVC rim	T25112U	PVC rim	T25212U
Black Laminate	No rim	T34102U	No rim	T34202U	No rim	T35102U	No rim	T35202U
	PVC rim	T34112U	PVC rim	T34212U	PVC rim	T35112U	PVC rim	T35212U

REMOVABLE PADDED TRAY TOPS, PAGE 118



	15" Chair Width							
	23.5W x 22D Tray				25.5W x 22D Tray			
	13 x 8 Cutout		14 x 9 Cutout		15 x 9 Cutout		15 x 9 Cutout	
Clear Polycarb	No rim	T15102U	No rim	T15202U	No rim	T15302U	No rim	T16102U
	PVC rim	T15112U	PVC rim	T15212U	PVC rim	T15312U	PVC rim	T16112U
Grey Laminate	No rim	T25102U	No rim	T25202U	No rim	T25302U	No rim	T26102U
	PVC rim	T25112U	PVC rim	T25212U	PVC rim	T25312U	PVC rim	T26112U
Black Laminate	No rim	T35102U	No rim	T35202U	No rim	T35302U	No rim	T36102U
	PVC rim	T35112U	PVC rim	T35212U	PVC rim	T35312U	PVC rim	T36112U

	16" Chair Width			
	25.5W x 22D Tray			
	15 x 9 Cutout		16 x 10 Cutout	
Clear Polycarb	No rim	T16102U	No rim	T16202U
	PVC rim	T16112U	PVC rim	T16212U
Grey Laminate	No rim	T26102U	No rim	T26202U
	PVC rim	T26112U	PVC rim	T26212U
Black Laminate	No rim	T36102U	No rim	T36202U
	PVC rim	T36112U	PVC rim	T36212U

	17" Chair Width							
	25.5W x 22D Tray				27.5W x 23.5D Tray			
	15 x 9 Cutout		16 x 10 Cutout		17 x 10 Cutout		17 x 10 Cutout	
Clear Polycarb	No rim	T16102U	No rim	T16202U	No rim	T16302U	No rim	T17102U
	PVC rim	T16112U	PVC rim	T16212U	PVC rim	T16312U	PVC rim	T17112U
Grey Laminate	No rim	T26102U	No rim	T26202U	No rim	T26302U	No rim	T27102U
	PVC rim	T26112U	PVC rim	T26212U	PVC rim	T26312U	PVC rim	T27112U
Black Laminate	No rim	T36102U	No rim	T36202U	No rim	T36302U	No rim	T37102U
	PVC rim	T36112U	PVC rim	T36212U	PVC rim	T36312U	PVC rim	T37112U

	18" Chair Width			
	27.5W x 23.5D Tray			
	17 x 10 Cutout		18 x 10 Cutout	
Clear Polycarb	No rim	T17102U	No rim	T17202U
	PVC rim	T17112U	PVC rim	T17212U
Grey Laminate	No rim	T27102U	No rim	T27202U
	PVC rim	T27112U	PVC rim	T27212U
Black Laminate	No rim	T37102U	No rim	T37202U
	PVC rim	T37112U	PVC rim	T37212U

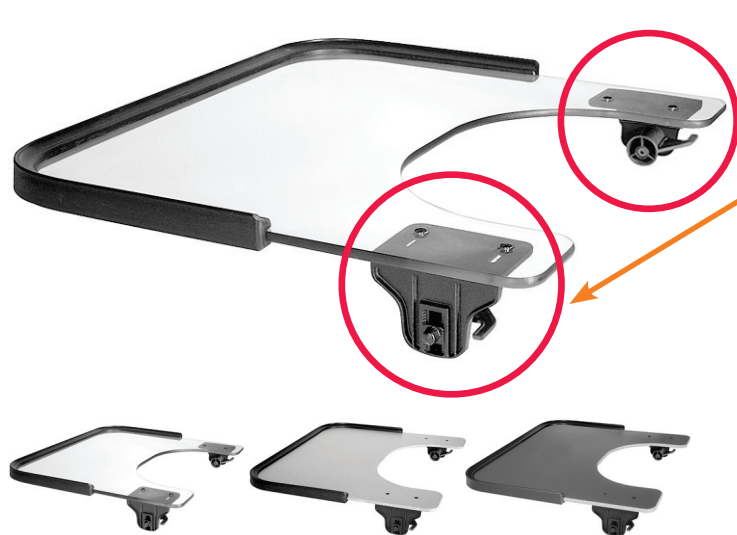
	19" Chair Width							
	27.5W x 23.5D Tray				29.5W x 23.5D Tray			
	17 x 10 Cutout		18 x 10 Cutout		19 x 10 Cutout		19 x 10 Cutout	
Clear Polycarb	No rim	T17102U	No rim	T17202U	No rim	T17302U	No rim	T18102U
	PVC rim	T17112U	PVC rim	T17212U	PVC rim	T17312U	PVC rim	T18112U
Grey Laminate	No rim	T27102U	No rim	T27202U	No rim	T27302U	No rim	T28102U
	PVC rim	T27112U	PVC rim	T27212U	PVC rim	T27312U	PVC rim	T28112U
Black Laminate	No rim	T37102U	No rim	T37202U	No rim	T37302U	No rim	T38102U
	PVC rim	T37112U	PVC rim	T37212U	PVC rim	T37312U	PVC rim	T38112U

	20" Chair Width	
	29.5W x 23.5D Tray	
	19 x 10 Cutout	
Clear Polycarb	No rim	T18102U
	PVC rim	T18112U
Grey Laminate	No rim	T28102U
	PVC rim	T28112U
Black Laminate	No rim	T38102U
	PVC rim	T38112U

	21" Chair Width			
	29.5W x 23.5D Tray		31.5W x 23.5D Tray	
	19 x 10 Cutout		19 x 10 Cutout	
Clear Polycarb	No rim	T18102U	No rim	T19102U
	PVC rim	T18112U	PVC rim	T19112U
Grey Laminate	No rim	T28102U	No rim	T29102U
	PVC rim	T28112U	PVC rim	T29112U
Black Laminate	No rim	T38102U	No rim	T39102U
	PVC rim	T38112U	PVC rim	T39112U

	22" Chair Width	
	31.5W x 23.5D Tray	
	19 x 10 Cutout	
Clear Polycarb	No rim	T19102U
	PVC rim	T19112U
Grey Laminate	No rim	T29102U
	PVC rim	T29112U
Black Laminate	No rim	T39102U
	PVC rim	T39112U

# Trays With Tube Lock Clamps Attached



**WE drill the holes  
WE attach the clamps**

*You don't need to order the clamps separately*

## Options:

- 3/8" thick clear polycarbonate
- 3/8" thick melamine-impregnated fiberboard with grey or black laminate surface
- Black PVC rim attached

	<b>12" 13" &amp; 14" Chair Width</b>			
	<b>18W x 16D Tray</b>			
	<b>8.5 x 5 Cutout</b>		<b>9 x 6 Cutout</b>	
<b>Clear Polycarb</b>	No rim	T11103A	No rim	T11203A
	PVC rim	T11113A	PVC rim	T11213A
<b>Grey Laminate</b>	No rim	T21103A	No rim	T21203A
	PVC rim	T21113A	PVC rim	T21213A
<b>Black Laminate</b>	No rim	T31103A	No rim	T31203A
	PVC rim	T31113A	PVC rim	T31213A

-- 3 EASY STEPS! --

1. Find Chair Width
2. Find Tray & Cutout Size
3. Choose Material & Rim

	<b>15" Chair Width</b>			
	<b>20W x 18D Tray</b>			
	<b>9 x 6 Cutout</b>		<b>10 x 7 Cutout</b>	
<b>Clear Polycarb</b>	No rim	T12103A	No rim	T12203A
	PVC rim	T12113A	PVC rim	T12213A
<b>Grey Laminate</b>	No rim	T22103A	No rim	T22203A
	PVC rim	T22113A	PVC rim	T22213A
<b>Black Laminate</b>	No rim	T32103A	No rim	T32203A
	PVC rim	T32113A	PVC rim	T32213A

Trays with Tube Lock Clamps fit chairs with an outside-to-outside dimension of 14.5" or more, AND from 2" to 3.5" more than the chair size. Tube Lock Clamps (page 131) slide tray on from front.



	<b>16" Chair Width</b>											
	<b>20W x 18D Tray</b>											
	<b>9 x 6 Cutout</b>			<b>10 x 7 Cutout</b>			<b>12 x 7 Cutout</b>			<b>21W x 18D Tray</b>		
<b>Clear Polycarb</b>	No rim	T12103A	T12113A	No rim	T12203A	T12213A	No rim	T12303A	T12313A	No rim	T13103A	T13113A
	PVC rim	T12113A	T12123A	PVC rim	T12213A	T12223A	PVC rim	T12313A	T12323A	PVC rim	T13113A	T13123A
<b>Grey Laminate</b>	No rim	T22103A	T22113A	No rim	T22203A	T22213A	No rim	T22303A	T22313A	No rim	T23103A	T23113A
	PVC rim	T22113A	T22123A	PVC rim	T22213A	T22223A	PVC rim	T22313A	T22323A	PVC rim	T23113A	T23123A
<b>Black Laminate</b>	No rim	T32103A	T32113A	No rim	T32203A	T32213A	No rim	T32303A	T32313A	No rim	T33103A	T33113A
	PVC rim	T32113A	T32123A	PVC rim	T32213A	T32223A	PVC rim	T32313A	T32323A	PVC rim	T33113A	T33123A

REMOVABLE PADDED TRAY TOPS, PAGE 118



17" Chair Width								
21W x 18D Tray								
	10 x 7 Cutout		12 x 6 Cutout		12 x 7 Cutout		13 x 8 Cutout	
Clear Polycarb	No rim	T13103A	No rim	T13203A	No rim	T13303A	No rim	T13403A
	PVC rim	T13113A	PVC rim	T13213A	PVC rim	T13313A	PVC rim	T13413A
Grey Laminate	No rim	T23103A	No rim	T23203A	No rim	T23303A	No rim	T23403A
	PVC rim	T23113A	PVC rim	T23213A	PVC rim	T23313A	PVC rim	T23413A
Black Laminate	No rim	T33103A	No rim	T33203A	No rim	T33303A	No rim	T33403A
	PVC rim	T33113A	PVC rim	T33213A	PVC rim	T33313A	PVC rim	T33413A

	18" Chair Width							
	22W x 21D Tray				23.5W x 22D Tray			
	12 x 7 Cutout		13 x 8 Cutout		13 x 8 Cutout		14 x 9 Cutout	
Clear Polycarb	No rim	T14103A	No rim	T14203A	No rim	T15103A	No rim	T15203A
	PVC rim	T14113A	PVC rim	T14213A	PVC rim	T15113A	PVC rim	T15213A
Grey Laminate	No rim	T24103A	No rim	T24203A	No rim	T25103A	No rim	T25203A
	PVC rim	T24113A	PVC rim	T24213A	PVC rim	T25113A	PVC rim	T25213A
Black Laminate	No rim	T34103A	No rim	T34203A	No rim	T35103A	No rim	T35203A
	PVC rim	T34113A	PVC rim	T34213A	PVC rim	T35113A	PVC rim	T35213A

19" Chair Width								
23.5W x 22D Tray								
	13 x 8 Cutout		14 x 9 Cutout		15 x 9 Cutout			
Clear Polycarb	No rim	T15103A	No rim	T15203A	No rim	T15303A		
	PVC rim	T15113A	PVC rim	T15213A	PVC rim	T15313A		
Grey Laminate	No rim	T25103A	No rim	T25203A	No rim	T25303A		
	PVC rim	T25113A	PVC rim	T25213A	PVC rim	T25313A		
Black Laminate	No rim	T35103A	No rim	T35203A	No rim	T35303A		
	PVC rim	T35113A	PVC rim	T35213A	PVC rim	T35313A		

20" Chair Width					
25.5W x 22D Tray					
	15 x 9 Cutout		16 x 10 Cutout		
Clear Polycarb	No rim	T16103A	No rim	T16203A	
	PVC rim	T16113A	PVC rim	T16213A	
Grey Laminate	No rim	T26103A	No rim	T26203A	
	PVC rim	T26113A	PVC rim	T26213A	
Black Laminate	No rim	T36103A	No rim	T36203A	
	PVC rim	T36113A	PVC rim	T36213A	

21" Chair Width								
25.5W x 22D Tray								
	15 x 9 Cutout		16 x 10 Cutout		17 x 10 Cutout			
Clear Polycarb	No rim	T16103A	No rim	T16203A	No rim	T16303A		
	PVC rim	T16113A	PVC rim	T16213A	PVC rim	T16313A		
Grey Laminate	No rim	T26103A	No rim	T26203A	No rim	T26303A		
	PVC rim	T26113A	PVC rim	T26213A	PVC rim	T26313A		
Black Laminate	No rim	T36103A	No rim	T36203A	No rim	T36303A		
	PVC rim	T36113A	PVC rim	T36213A	PVC rim	T36313A		

22" Chair Width					
27.5W x 23.5D Tray					
	17 x 10 Cutout		18 x 10 Cutout		
Clear Polycarb	No rim	T17103A	No rim	T17203A	
	PVC rim	T17113A	PVC rim	T17213A	
Grey Laminate	No rim	T27103A	No rim	T27203A	
	PVC rim	T27113A	PVC rim	T27213A	
Black Laminate	No rim	T37103A	No rim	T37203A	
	PVC rim	T37113A	PVC rim	T37213A	

23", 24, & 25" Chair Width		
29.5W x 23.5D Tray		
	19 x 10 Cutout	
Clear Polycarb	No rim	T18103A
	PVC rim	T18113A
Grey Laminate	No rim	T28103A
	PVC rim	T28113A
Black Laminate	No rim	T38103A
	PVC rim	T38113A

26" Chair Width		
31.5W x 23.5D Tray		
	19 x 10 Cutout	
Clear Polycarb	No rim	T19103A
	PVC rim	T19113A
Grey Laminate	No rim	T29103A
	PVC rim	T29113A
Black Laminate	No rim	T39103A
	PVC rim	T39113A




# Trays With Tube Lock Clamps *Unattached*



**YOU drill the holes  
YOU attach the clamps**  
You don't need to order the clamps separately, they come unattached with the tray

## Options:

- 3/8" thick clear polycarbonate
- 3/8" thick melamine-impregnated fiberboard with grey or black laminate surface
- Black PVC rim attached



	12" 13" & 14" Chair Width			
	18W x 16D Tray			
	8.5 x 5 Cutout		9 x 6 Cutout	
Clear Polycarb	No rim	T11103U	No rim	T11203U
	PVC rim	T11113U	PVC rim	T11213U
Grey Laminate	No rim	T21103U	No rim	T21203U
	PVC rim	T21113U	PVC rim	T21213U
Black Laminate	No rim	T31103U	No rim	T31203U
	PVC rim	T31113U	PVC rim	T31213U

-- 3 EASY STEPS! --

1. Find Chair Width
2. Find Tray & Cutout Size
3. Choose Material & Rim

	15" Chair Width			
	20W x 18D Tray			
	9 x 6 Cutout		10 x 7 Cutout	
Clear Polycarb	No rim	T12103U	No rim	T12203U
	PVC rim	T12113U	PVC rim	T12213U
Grey Laminate	No rim	T22103U	No rim	T22203U
	PVC rim	T22113U	PVC rim	T22213U
Black Laminate	No rim	T32103U	No rim	T32203U
	PVC rim	T32113U	PVC rim	T32213U

Trays with Tube Lock Clamps fit chairs with an outside-to-outside dimension of 14.5" or more, AND from 2" to 3.5" more than the chair size. Tube Lock Clamps (page 131) slide tray on from front.



	16" Chair Width														
	20W x 18D Tray						21W x 18D Tray								
	9 x 6 Cutout			10 x 7 Cutout			12 x 7 Cutout			10 x 7 Cutout			12 x 6 Cutout		12 x 7 Cutout
Clear Polycarb	No rim	T12103U	No rim	T12203U	No rim	T12303U	No rim	T13103U	No rim	T13203U	No rim	T13303U			
	PVC rim	T12113U	PVC rim	T12213U	PVC rim	T12313U	PVC rim	T13113U	PVC rim	T13213U	PVC rim	T13313U			
Grey Laminate	No rim	T22103U	No rim	T22203U	No rim	T22303U	No rim	T23103U	No rim	T23203U	No rim	T23303U			
	PVC rim	T22113U	PVC rim	T22213U	PVC rim	T22313U	PVC rim	T23113U	PVC rim	T23213U	PVC rim	T23313U			
Black Laminate	No rim	T32103U	No rim	T32203U	No rim	T32303U	No rim	T33103U	No rim	T33203U	No rim	T33303U			
	PVC rim	T32113U	PVC rim	T32213U	PVC rim	T32313U	PVC rim	T33113U	PVC rim	T33213U	PVC rim	T33313U			

REMOVABLE PADDED TRAY TOPS, PAGE 118



17" Chair Width								
21W x 18D Tray								
	10 x 7 Cutout		12 x 6 Cutout		12 x 7 Cutout		13 x 8 Cutout	
Clear Polycarb	No rim	T13103U	No rim	T13203U	No rim	T13303U	No rim	T13403U
	PVC rim	T13113U	PVC rim	T13213U	PVC rim	T13313U	PVC rim	T13413U
Grey Laminate	No rim	T23103U	No rim	T23203U	No rim	T23303U	No rim	T23403U
	PVC rim	T23113U	PVC rim	T23213U	PVC rim	T23313U	PVC rim	T23413U
Black Laminate	No rim	T33103U	No rim	T33203U	No rim	T33303U	No rim	T33403U
	PVC rim	T33113U	PVC rim	T33213U	PVC rim	T33313U	PVC rim	T33413U

18" Chair Width								
22W x 21D Tray					23.5W x 22D Tray			
	12 x 7 Cutout		13 x 8 Cutout		13 x 8 Cutout		14 x 9 Cutout	
Clear Polycarb	No rim	T14103U	No rim	T14203U	No rim	T15103U	No rim	T15203U
	PVC rim	T14113U	PVC rim	T14213U	PVC rim	T15113U	PVC rim	T15213U
Grey Laminate	No rim	T24103U	No rim	T24203U	No rim	T25103U	No rim	T25203U
	PVC rim	T24113U	PVC rim	T24213U	PVC rim	T25113U	PVC rim	T25213U
Black Laminate	No rim	T34103U	No rim	T34203U	No rim	T35103U	No rim	T35203U
	PVC rim	T34113U	PVC rim	T34213U	PVC rim	T35113U	PVC rim	T35213U

19" Chair Width						
23.5W x 22D Tray						
	13 x 8 Cutout		14 x 9 Cutout		15 x 9 Cutout	
Clear Polycarb	No rim	T15103U	No rim	T15203U	No rim	T15303U
	PVC rim	T15113U	PVC rim	T15213U	PVC rim	T15313U
Grey Laminate	No rim	T25103U	No rim	T25203U	No rim	T25303U
	PVC rim	T25113U	PVC rim	T25213U	PVC rim	T25313U
Black Laminate	No rim	T35103U	No rim	T35203U	No rim	T35303U
	PVC rim	T35113U	PVC rim	T35213U	PVC rim	T35313U

20" Chair Width				
25.5W x 22D Tray				
	15 x 9 Cutout		16 x 10 Cutout	
Clear Polycarb	No rim	T16103U	No rim	T16203U
	PVC rim	T16113U	PVC rim	T16213U
Grey Laminate	No rim	T26103U	No rim	T26203U
	PVC rim	T26113U	PVC rim	T26213U
Black Laminate	No rim	T36103U	No rim	T36203U
	PVC rim	T36113U	PVC rim	T36213U

21" Chair Width						
25.5W x 22D Tray						
	15 x 9 Cutout		16 x 10 Cutout		17 x 10 Cutout	
Clear Polycarb	No rim	T16103U	No rim	T16203U	No rim	T16303U
	PVC rim	T16113U	PVC rim	T16213U	PVC rim	T16313U
Grey Laminate	No rim	T26103U	No rim	T26203U	No rim	T26303U
	PVC rim	T26113U	PVC rim	T26213U	PVC rim	T26313U
Black Laminate	No rim	T36103U	No rim	T36203U	No rim	T36303U
	PVC rim	T36113U	PVC rim	T36213U	PVC rim	T36313U

22" Chair Width				
27.5W x 23.5D Tray				
	17 x 10 Cutout		18 x 10 Cutout	
Clear Polycarb	No rim	T17103U	No rim	T17203U
	PVC rim	T17113U	PVC rim	T17213U
Grey Laminate	No rim	T27103U	No rim	T27203U
	PVC rim	T27113U	PVC rim	T27213U
Black Laminate	No rim	T37103U	No rim	T37203U
	PVC rim	T37113U	PVC rim	T37213U

23", 24, & 25" Chair Width		
29.5W x 23.5D Tray		
	19 x 10 Cutout	
Clear Polycarb	No rim	T18103U
	PVC rim	T18113U
Grey Laminate	No rim	T28103U
	PVC rim	T28113U
Black Laminate	No rim	T38103U
	PVC rim	T38113U

26" Chair Width		
31.5W x 23.5D Tray		
	19 x 10 Cutout	
Clear Polycarb	No rim	T19103U
	PVC rim	T19113U
Grey Laminate	No rim	T29103U
	PVC rim	T29113U
Black Laminate	No rim	T39103U
	PVC rim	T39113U

# Trays With 1 1/8" U Slides Attached



**WE drill the holes  
WE attach the clamps**

**You don't need to order the clamps separately**

## Options:

- 3/8" thick clear polycarbonate
- 3/8" thick melamine-impregnated fiberboard with grey or black laminate surface
- Black PVC rim attached

**-- 3 EASY STEPS! --**

1. Find Chair Width
2. Find Tray & Cutout Size
3. Choose Material & Rim

	<b>11" &amp; 12" Chair Widths</b>							
	<b>18W x 16D Tray</b>				<b>20W x 18D Tray</b>			
	<b>8.5 x 5 Cutout</b>		<b>9 x 6 Cutout</b>		<b>9 x 6 Cutout</b>		<b>10 x 7 Cutout</b>	
<b>Clear Polycarb 1 1/8" U Slides</b>	No rim	T11104A	No rim	T11204A	No rim	T12104A	No rim	T12204A
	PVC rim	T11114A	PVC rim	T11214A	PVC rim	T12114A	PVC rim	T12214A
<b>Grey Laminate 1 1/8" U Slides</b>	No rim	T21104A	No rim	T21204A	No rim	T22104A	No rim	T22204A
	PVC rim	T21114A	PVC rim	T21214A	PVC rim	T22114A	PVC rim	T22214A
<b>Black Laminate 1 1/8" U Slides</b>	No rim	T31104A	No rim	T31204A	No rim	T32104A	No rim	T32204A
	PVC rim	T31114A	PVC rim	T31214A	PVC rim	T32114A	PVC rim	T32214A

	<b>13" Chair Width</b>									
	<b>18W x 16D Tray</b>					<b>20W x 18D Tray</b>				
	<b>8.5 x 5 Cutout</b>		<b>9 x 6 Cutout</b>			<b>9 x 6 Cutout</b>		<b>10 x 7 Cutout</b>		<b>12 x 7 Cutout</b>
<b>Clear Polycarb 1 1/8" U Slides</b>	No rim	T11104A	No rim	T11204A		No rim	T12104A	No rim	T12204A	No rim T12304A
	PVC rim	T11114A	PVC rim	T11214A		PVC rim	T12114A	PVC rim	T12214A	PVC rim T12314A
<b>Grey Laminate 1 1/8" U Slides</b>	No rim	T21104A	No rim	T21204A		No rim	T22104A	No rim	T22204A	No rim T22304A
	PVC rim	T21114A	PVC rim	T21214A		PVC rim	T22114A	PVC rim	T22214A	PVC rim T22314A
<b>Black Laminate 1 1/8" U Slides</b>	No rim	T31104A	No rim	T31204A		No rim	T32104A	No rim	T32204A	No rim T32304A
	PVC rim	T31114A	PVC rim	T31214A		PVC rim	T32114A	PVC rim	T32214A	PVC rim T32314A

	<b>14" Chair Width</b>											
	<b>20W x 18D Tray</b>						<b>21W x 18D Tray</b>					
	<b>9 x 6 Cutout</b>		<b>10 x 7 Cutout</b>		<b>12 x 7 Cutout</b>		<b>10 x 7 Cutout</b>		<b>12 x 6 Cutout</b>		<b>12 x 7 Cutout</b>	
<b>Clear Polycarb 1 1/8" U Slides</b>	No rim	T12104A	No rim	T12204A	No rim	T12304A	No rim	T13104A	No rim	T13204A	No rim	T13304A
	PVC rim	T12114A	PVC rim	T12214A	PVC rim	T12314A	PVC rim	T13114A	PVC rim	T13214A	PVC rim	T13314A
<b>Grey Laminate 1 1/8" U Slides</b>	No rim	T22104A	No rim	T22204A	No rim	T22304A	No rim	T23104A	No rim	T23204A	No rim	T23304A
	PVC rim	T22114A	PVC rim	T22214A	PVC rim	T22314A	PVC rim	T23114A	PVC rim	T23214A	PVC rim	T23314A
<b>Black Laminate 1 1/8" U Slides</b>	No rim	T32104A	No rim	T32204A	No rim	T32304A	No rim	T33104A	No rim	T33204A	No rim	T33304A
	PVC rim	T32114A	PVC rim	T32214A	PVC rim	T32314A	PVC rim	T33114A	PVC rim	T33214A	PVC rim	T33314A

	<b>15" Chair Width</b>											
	<b>20W x 18D Tray</b>						<b>21W x 18D Tray</b>					
	<b>9 x 6 Cutout</b>		<b>10 x 7 Cutout</b>		<b>12 x 7 Cutout</b>		<b>10 x 7 Cutout</b>		<b>12 x 6 Cutout</b>		<b>12 x 7 Cutout</b>	
<b>Clear Polycarb 1 1/8" U Slides</b>	No rim	T12104A	No rim	T12204A	No rim	T12304A	No rim	T13104A	No rim	T13204A	No rim	T13304A
	PVC rim	T12114A	PVC rim	T12214A	PVC rim	T12314A	PVC rim	T13114A	PVC rim	T13214A	PVC rim	T13314A
<b>Grey Laminate 1 1/8" U Slides</b>	No rim	T22104A	No rim	T22204A	No rim	T22304A	No rim	T23104A	No rim	T23204A	No rim	T23304A
	PVC rim	T22114A	PVC rim	T22214A	PVC rim	T22314A	PVC rim	T23114A	PVC rim	T23214A	PVC rim	T23314A
<b>Black Laminate 1 1/8" U Slides</b>	No rim	T32104A	No rim	T32204A	No rim	T32304A	No rim	T33104A	No rim	T33204A	No rim	T33304A
	PVC rim	T32114A	PVC rim	T32214A	PVC rim	T32314A	PVC rim	T33114A	PVC rim	T33214A	PVC rim	T33314A

Trays with U Slides fit chairs with outside-to-outside dimensions from 4" to 5" more than the chair size. U Slides (page 135) slide tray on from front.



## Back Strap

With plastic buckle & attaching hardware 31882



	16" Chair Width											
	21W x 18D Tray							22W x 21D Tray				
	10 x 7 Cutout		12 x 6 Cutout		12 x 7 Cutout		13 x 8 Cutout		12 x 7 Cutout		13 x 8 Cutout	
Clear Polycarb 1 1/8" U Slides	No rim	T13104A	No rim	T13204A	No rim	T13304A	No rim	T13404A	No rim	T14104A	No rim	T14204A
	PVC rim	T13114A	PVC rim	T13214A	PVC rim	T13314A	PVC rim	T13414A	PVC rim	T14114A	PVC rim	T14214A
Grey Laminate 1 1/8" U Slides	No rim	T23104A	No rim	T23204A	No rim	T23304A	No rim	T23404A	No rim	T24104A	No rim	T24204A
	PVC rim	T23114A	PVC rim	T23214A	PVC rim	T23314A	PVC rim	T23414A	PVC rim	T24114A	PVC rim	T24214A
Black Laminate 1 1/8" U Slides	No rim	T33104A	No rim	T33204A	No rim	T33304A	No rim	T33404A	No rim	T34104A	No rim	T34204A
	PVC rim	T33114A	PVC rim	T33214A	PVC rim	T33314A	PVC rim	T33414A	PVC rim	T34114A	PVC rim	T34214A

	<b>17" Chair Width</b>									
	<b>22W x 21D Tray</b>				<b>23.5W x 22D Tray</b>					
	<b>12 x 7 Cutout</b>		<b>13 x 8 Cutout</b>		<b>13 x 8 Cutout</b>		<b>14 x 9 Cutout</b>		<b>15 x 9 Cutout</b>	
<b>Clear Polycarb</b>	No rim	T14104A	No rim	T14204A	No rim	T15104A	No rim	T15204A	No rim	T15304A
<b>1 1/8" U Slides</b>	PVC rim	T14114A	PVC rim	T14214A	PVC rim	T15114A	PVC rim	T15214A	PVC rim	T15314A
<b>Grey Laminate</b>	No rim	T24104A	No rim	T24204A	No rim	T25104A	No rim	T25204A	No rim	T25304A
<b>1 1/8" U Slides</b>	PVC rim	T24114A	PVC rim	T24214A	PVC rim	T25114A	PVC rim	T25214A	PVC rim	T25314A
<b>Black Laminate</b>	No rim	T34104A	No rim	T34204A	No rim	T35104A	No rim	T35204A	No rim	T35304A
<b>1 1/8" U Slides</b>	PVC rim	T34114A	PVC rim	T34214A	PVC rim	T35114A	PVC rim	T35214A	PVC rim	T35314A

	18" Chair Width											
	23.5W x 22D Tray						25.5W x 22D Tray					
	13 x 8 Cutout		14 x 9 Cutout		15 x 9 Cutout		15 x 9 Cutout		16 x 10 Cutout		17 x 10 Cutout	
Clear Polycarb 1 1/8" U Slides	No rim	T15104A	No rim	T15204A	No rim	T15304A	No rim	T16104A	No rim	T16204A	No rim	T16304A
	PVC rim	T15114A	PVC rim	T15214A	PVC rim	T15314A	PVC rim	T16114A	PVC rim	T16214A	PVC rim	T16314A
Grey Laminate 1 1/8" U Slides	No rim	T25104A	No rim	T25204A	No rim	T25304A	No rim	T26104A	No rim	T26204A	No rim	T26304A
	PVC rim	T25114A	PVC rim	T25214A	PVC rim	T25314A	PVC rim	T26114A	PVC rim	T26214A	PVC rim	T26314A
Black Laminate 1 1/8" U Slides	No rim	T35104A	No rim	T35204A	No rim	T35304A	No rim	T36104A	No rim	T36204A	No rim	T36304A
	PVC rim	T35114A	PVC rim	T35214A	PVC rim	T35314A	PVC rim	T36114A	PVC rim	T36214A	PVC rim	T36314A

	<b>19" Chair Width</b>									
	<b>25.5W x 22D Tray</b>					<b>27.5W x 23.5D Tray</b>				
	<b>15 x 9 Cutout</b>		<b>16 x 10 Cutout</b>		<b>17 x 10 Cutout</b>		<b>17 x 10 Cutout</b>		<b>18 x 10 Cutout</b>	
<b>Clear Polycarb</b>	No rim	T16104A	No rim	T16204A	No rim	T16304A	No rim	T17104A	No rim	T17204A
<b>1 1/8" U Slides</b>	PVC rim	T16114A	PVC rim	T16214A	PVC rim	T16314A	PVC rim	T17114A	PVC rim	T17214A
<b>Grey Laminate</b>	No rim	T26104A	No rim	T26204A	No rim	T26304A	No rim	T27104A	No rim	T27204A
<b>1 1/8" U Slides</b>	PVC rim	T26114A	PVC rim	T26214A	PVC rim	T26314A	PVC rim	T27114A	PVC rim	T27214A
<b>Black Laminate</b>	No rim	T36104A	No rim	T36204A	No rim	T36304A	No rim	T37104A	No rim	T37204A
<b>1 1/8" U Slides</b>	PVC rim	T36114A	PVC rim	T36214A	PVC rim	T36314A	PVC rim	T37114A	PVC rim	T37214A

	20" Chair Width											
	25.5W x 22D Tray						27.5W x 23.5D Tray					
	15 x 9 Cutout		16 x 10 Cutout		17 x 10 Cutout		17 x 10 Cutout		18 x 10 Cutout		19 x 10 Cutout	
Clear Polycarb 1 1/8" U Slides	No rim	T16104A	No rim	T16204A	No rim	T16304A	No rim	T17104A	No rim	T17204A	No rim	T17304A
	PVC rim	T16114A	PVC rim	T16214A	PVC rim	T16314A	PVC rim	T17114A	PVC rim	T17214A	PVC rim	T17314A
Grey Laminate 1 1/8" U Slides	No rim	T26104A	No rim	T26204A	No rim	T26304A	No rim	T27104A	No rim	T27204A	No rim	T27304A
	PVC rim	T26114A	PVC rim	T26214A	PVC rim	T26314A	PVC rim	T27114A	PVC rim	T27214A	PVC rim	T27314A
Black Laminate 1 1/8" U Slides	No rim	T36104A	No rim	T36204A	No rim	T36304A	No rim	T37104A	No rim	T37204A	No rim	T37304A
	PVC rim	T36114A	PVC rim	T36214A	PVC rim	T36314A	PVC rim	T37114A	PVC rim	T37214A	PVC rim	T37314A

	<b>21" &amp; 22" Chair Width</b>						<b>23" &amp; 24" Chair Width</b>		<b>25" &amp; 26" Chair Width</b>	
	<b>27.5W x 23.5D Tray</b>						<b>29.5W x 23.5D Tray</b>		<b>31.5W x 23.5D Tray</b>	
	<b>17 x 10 Cutout</b>		<b>18 x 10 Cutout</b>		<b>19 x 10 Cutout</b>		<b>19 x 10 Cutout</b>		<b>19 x 10 Cutout</b>	
<b>Clear Polycarb</b>	No rim	T17104A	No rim	T17204A	No rim	T17304A	No rim	T18104A	No rim	T19104A
<b>1 1/8" U Slides</b>	PVC rim	T17114A	PVC rim	T17214A	PVC rim	T17314A	PVC rim	T18114A	PVC rim	T19114A
<b>Grey Laminate</b>	No rim	T27104A	No rim	T27204A	No rim	T27304A	No rim	T28104A	No rim	T29104A
<b>1 1/8" U Slides</b>	PVC rim	T27114A	PVC rim	T27214A	PVC rim	T27314A	PVC rim	T28114A	PVC rim	T29114A
<b>Black Laminate</b>	No rim	T37104A	No rim	T37204A	No rim	T37304A	No rim	T38104A	No rim	T39104A
<b>1 1/8" U Slides</b>	PVC rim	T37114A	PVC rim	T37214A	PVC rim	T37314A	PVC rim	T38114A	PVC rim	T39114A

REMOVABLE PADDED TRAY TOPS, PAGE 118




# Trays With 1 1/8" U Slides *Unattached*



**YOU drill the holes  
YOU attach the brackets**  
You don't need to order the brackets separately, they come unattached with the tray

## Options:

- 3/8" thick clear polycarbonate
- 3/8" thick melamine-impregnated fiberboard with grey or black laminate surface
- Black PVC rim attached



	11" & 12" Chair Widths							
	18W x 16D Tray				20W x 18D Tray			
	8.5 x 5 Cutout		9 x 6 Cutout		9 x 6 Cutout		10 x 7 Cutout	
Clear Polycarb 1 1/8" U Slides	No rim	T11104U	No rim	T11204U	No rim	T12104U	No rim	T12204U
	PVC rim	T11114U	PVC rim	T11214U	PVC rim	T12114U	PVC rim	T12214U
Grey Laminate 1 1/8" U Slides	No rim	T21104U	No rim	T21204U	No rim	T22104U	No rim	T22204U
	PVC rim	T21114U	PVC rim	T21214U	PVC rim	T22114U	PVC rim	T22214U
Black Laminate 1 1/8" U Slides	No rim	T31104U	No rim	T31204U	No rim	T32104U	No rim	T32204U
	PVC rim	T31114U	PVC rim	T31214U	PVC rim	T32114U	PVC rim	T32214U

-- 3 EASY STEPS! --  
1. Find Chair Width  
2. Find Tray & Cutout Size  
3. Choose Material & Rim

	13" Chair Width									
	18W x 16D Tray					20W x 18D Tray				
	8.5 x 5 Cutout		9 x 6 Cutout		9 x 6 Cutout		10 x 7 Cutout		12 x 7 Cutout	
Clear Polycarb 1 1/8" U Slides	No rim	T11104U	No rim	T11204U	No rim	T12104U	No rim	T12204U	No rim	T12304U
	PVC rim	T11114U	PVC rim	T11214U	PVC rim	T12114U	PVC rim	T12214U	PVC rim	T12314U
Grey Laminate 1 1/8" U Slides	No rim	T21104U	No rim	T21204U	No rim	T22104U	No rim	T22204U	No rim	T22304U
	PVC rim	T21114U	PVC rim	T21214U	PVC rim	T22114U	PVC rim	T22214U	PVC rim	T22314U
Black Laminate 1 1/8" U Slides	No rim	T31104U	No rim	T31204U	No rim	T32104U	No rim	T32204U	No rim	T32304U
	PVC rim	T31114U	PVC rim	T31214U	PVC rim	T32114U	PVC rim	T32214U	PVC rim	T32314U

	14" Chair Width											
	20W x 18D Tray						21W x 18D Tray					
	9 x 6 Cutout		10 x 7 Cutout		12 x 7 Cutout		10 x 7 Cutout		12 x 6 Cutout		12 x 7 Cutout	
Clear Polycarb 1 1/8" U Slides	No rim	T12104U	No rim	T12204U	No rim	T12304U	No rim	T13104U	No rim	T13204U	No rim	T13304U
	PVC rim	T12114U	PVC rim	T12214U	PVC rim	T12314U	PVC rim	T13114U	PVC rim	T13214U	PVC rim	T13314U
Grey Laminate 1 1/8" U Slides	No rim	T22104U	No rim	T22204U	No rim	T22304U	No rim	T23104U	No rim	T23204U	No rim	T23304U
	PVC rim	T22114U	PVC rim	T22214U	PVC rim	T22314U	PVC rim	T23114U	PVC rim	T23214U	PVC rim	T23314U
Black Laminate 1 1/8" U Slides	No rim	T32104U	No rim	T32204U	No rim	T32304U	No rim	T33104U	No rim	T33204U	No rim	T33304U
	PVC rim	T32114U	PVC rim	T32214U	PVC rim	T32314U	PVC rim	T33114U	PVC rim	T33214U	PVC rim	T33314U

	15" Chair Width									
	20W x 18D Tray						21W x 18D Tray			
	9 x 6 Cutout		10 x 7 Cutout		12 x 7 Cutout		10 x 7 Cutout		12 x 6 Cutout	
Clear Polycarb 1 1/8" U Slides	No rim	T12104U	No rim	T12204U	No rim	T12304U	No rim	T13104U	No rim	T13204U
	PVC rim	T12114U	PVC rim	T12214U	PVC rim	T12314U	PVC rim	T13114U	PVC rim	T13214U
Grey Laminate 1 1/8" U Slides	No rim	T22104U	No rim	T22204U	No rim	T22304U	No rim	T23104U	No rim	T23204U
	PVC rim	T22114U	PVC rim	T22214U	PVC rim	T22314U	PVC rim	T23114U	PVC rim	T23214U
Black Laminate 1 1/8" U Slides	No rim	T32104U	No rim	T32204U	No rim	T32304U	No rim	T33104U	No rim	T33204U
	PVC rim	T32114U	PVC rim	T32214U	PVC rim	T32314U	PVC rim	T33114U	PVC rim	T33214U

Trays with U Slides fit chairs with outside-to-outside dimensions from 4" to 5" more than the chair size. U Slides (page 135) slide tray on from front.



Back Strap	
With plastic buckle & attaching hardware	31882

	16" Chair Width											
	21W x 18D Tray								22W x 21D Tray			
	10 x 7 Cutout		12 x 6 Cutout		12 x 7 Cutout		13 x 8 Cutout		12 x 7 Cutout		13 x 8 Cutout	
Clear Polycarb 1 1/8" U Slides	No rim	T13104U	No rim	T13204U	No rim	T13304U	No rim	T13404U	No rim	T14104U	No rim	T14204U
	PVC rim	T13114U	PVC rim	T13214U	PVC rim	T13314U	PVC rim	T13414U	PVC rim	T14114U	PVC rim	T14214U
Grey Laminate 1 1/8" U Slides	No rim	T23104U	No rim	T23204U	No rim	T23304U	No rim	T23404U	No rim	T24104U	No rim	T24204U
	PVC rim	T23114U	PVC rim	T23214U	PVC rim	T23314U	PVC rim	T23414U	PVC rim	T24114U	PVC rim	T24214U
Black Laminate 1 1/8" U Slides	No rim	T33104U	No rim	T33204U	No rim	T33304U	No rim	T33404U	No rim	T34104U	No rim	T34204U
	PVC rim	T33114U	PVC rim	T33214U	PVC rim	T33314U	PVC rim	T33414U	PVC rim	T34114U	PVC rim	T34214U

	<b>17" Chair Width</b>											
	<b>22W x 21D Tray</b>						<b>23.5W x 22D Tray</b>					
	<b>12 x 7 Cutout</b>			<b>13 x 8 Cutout</b>			<b>13 x 8 Cutout</b>			<b>14 x 9 Cutout</b>		
<b>Clear Polycarb 1 1/8" U Slides</b>	No rim	T14104U		No rim	T14204U		No rim	T15104U		No rim	T15204U	
	PVC rim	T14114U		PVC rim	T14214U		PVC rim	T15114U		PVC rim	T15214U	
<b>Grey Laminate 1 1/8" U Slides</b>	No rim	T24104U		No rim	T24204U		No rim	T25104U		No rim	T25204U	
	PVC rim	T24114U		PVC rim	T24214U		PVC rim	T25114U		PVC rim	T25214U	
<b>Black Laminate 1 1/8" U Slides</b>	No rim	T34104U		No rim	T34204U		No rim	T35104U		No rim	T35204U	
	PVC rim	T34114U		PVC rim	T34214U		PVC rim	T35114U		PVC rim	T35214U	

	<b>18" Chair Width</b>											
	<b>23.5W x 22D Tray</b>						<b>25.5W x 22D Tray</b>					
	<b>13 x 8 Cutout</b>		<b>14 x 9 Cutout</b>		<b>15 x 9 Cutout</b>		<b>15 x 9 Cutout</b>		<b>16 x 10 Cutout</b>		<b>17 x 10 Cutout</b>	
<b>Clear Polycarb 1 1/8" U Slides</b>	No rim	T15104U	No rim	T15204U	No rim	T15304U	No rim	T16104U	No rim	T16204U	No rim	T16304U
	PVC rim	T15114U	PVC rim	T15214U	PVC rim	T15314U	PVC rim	T16114U	PVC rim	T16214U	PVC rim	T16314U
<b>Grey Laminate 1 1/8" U Slides</b>	No rim	T25104U	No rim	T25204U	No rim	T25304U	No rim	T26104U	No rim	T26204U	No rim	T26304U
	PVC rim	T25114U	PVC rim	T25214U	PVC rim	T25314U	PVC rim	T26114U	PVC rim	T26214U	PVC rim	T26314U
<b>Black Laminate 1 1/8" U Slides</b>	No rim	T35104U	No rim	T35204U	No rim	T35304U	No rim	T36104U	No rim	T36204U	No rim	T36304U
	PVC rim	T35114U	PVC rim	T35214U	PVC rim	T35314U	PVC rim	T36114U	PVC rim	T36214U	PVC rim	T36314U

	<b>19" Chair Width</b>											
	<b>25.5W x 22D Tray</b>						<b>27.5W x 23.5D Tray</b>					
	<b>15 x 9 Cutout</b>		<b>16 x 10 Cutout</b>		<b>17 x 10 Cutout</b>		<b>17 x 10 Cutout</b>		<b>18 x 10 Cutout</b>		<b>18 x 10 Cutout</b>	
<b>Clear Polycarb 1 1/8" U Slides</b>	No rim	T16104U	No rim	T16204U	No rim	T16304U	No rim	T17104U	No rim	T17204U	No rim	T17204U
	PVC rim	T16114U	PVC rim	T16214U	PVC rim	T16314U	PVC rim	T17114U	PVC rim	T17214U	PVC rim	T17214U
<b>Grey Laminate 1 1/8" U Slides</b>	No rim	T26104U	No rim	T26204U	No rim	T26304U	No rim	T27104U	No rim	T27204U	No rim	T27204U
	PVC rim	T26114U	PVC rim	T26214U	PVC rim	T26314U	PVC rim	T27114U	PVC rim	T27214U	PVC rim	T27214U
<b>Black Laminate 1 1/8" U Slides</b>	No rim	T36104U	No rim	T36204U	No rim	T36304U	No rim	T37104U	No rim	T37204U	No rim	T37204U
	PVC rim	T36114U	PVC rim	T36214U	PVC rim	T36314U	PVC rim	T37114U	PVC rim	T37214U	PVC rim	T37214U

	<b>20" Chair Width</b>											
	<b>25.5W x 22D Tray</b>						<b>27.5W x 23.5D Tray</b>					
	<b>15 x 9 Cutout</b>		<b>16 x 10 Cutout</b>		<b>17 x 10 Cutout</b>		<b>17 x 10 Cutout</b>		<b>18 x 10 Cutout</b>		<b>19 x 10 Cutout</b>	
<b>Clear Polycarb 1 1/8" U Slides</b>	No rim	T16104U	No rim	T16204U	No rim	T16304U	No rim	T17104U	No rim	T17204U	No rim	T17304U
	PVC rim	T16114U	PVC rim	T16214U	PVC rim	T16314U	PVC rim	T17114U	PVC rim	T17214U	PVC rim	T17314U
<b>Grey Laminate 1 1/8" U Slides</b>	No rim	T26104U	No rim	T26204U	No rim	T26304U	No rim	T27104U	No rim	T27204U	No rim	T27304U
	PVC rim	T26114U	PVC rim	T26214U	PVC rim	T26314U	PVC rim	T27114U	PVC rim	T27214U	PVC rim	T27314U
<b>Black Laminate 1 1/8" U Slides</b>	No rim	T36104U	No rim	T36204U	No rim	T36304U	No rim	T37104U	No rim	T37204U	No rim	T37304U
	PVC rim	T36114U	PVC rim	T36214U	PVC rim	T36314U	PVC rim	T37114U	PVC rim	T37214U	PVC rim	T37314U

	<b>21" &amp; 22" Chair Width</b>						<b>23" &amp; 24" Chair Width</b>				<b>25" &amp; 26" Chair Width</b>			
	<b>27.5W x 23.5D Tray</b>						<b>29.5W x 23.5D Tray</b>				<b>31.5W x 23.5D Tray</b>			
	<b>17 x 10 Cutout</b>		<b>18 x 10 Cutout</b>		<b>19 x 10 Cutout</b>		<b>19 x 10 Cutout</b>		<b>19 x 10 Cutout</b>		<b>19 x 10 Cutout</b>		<b>19 x 10 Cutout</b>	
<b>Clear Polycarb 1 1/8" U Slides</b>	No rim	T17104U	No rim	T17204U	No rim	T17304U	No rim	T18104U			No rim	T19104U		
	PVC rim	T17114U	PVC rim	T17214U	PVC rim	T17314U	PVC rim	T18114U			PVC rim	T19114U		
<b>Grey Laminate 1 1/8" U Slides</b>	No rim	T27104U	No rim	T27204U	No rim	T27304U	No rim	T28104U			No rim	T29104U		
	PVC rim	T27114U	PVC rim	T27214U	PVC rim	T27314U	PVC rim	T28114U			PVC rim	T29114U		
<b>Black Laminate 1 1/8" U Slides</b>	No rim	T37104U	No rim	T37204U	No rim	T37304U	No rim	T38104U			No rim	T39104U		
	PVC rim	T37114U	PVC rim	T37214U	PVC rim	T37314U	PVC rim	T38114U			PVC rim	T39114U		

REMOVABLE PADDED TRAY TOPS, PAGE 119



CUSTOM SEATING

BODY POSITIONING

WHEELCHAIR TRAYS

ASSISTIVE TECHNOLOGY

PATIENT TRANSFER



# Trays With 1 1/2" U Slides Attached



**WE drill the holes  
WE attach the clamps**

*You don't need to order the clamps separately*

## Options:

- 3/8" thick clear polycarbonate
- 3/8" thick melamine-impregnated fiberboard with grey or black laminate surface
- Black PVC rim attached

*-- 3 EASY STEPS! --*

1. Find Chair Width
2. Find Tray & Cutout Size
3. Choose Material & Rim

	11" & 12" Chair Widths							
	18W x 16D Tray				20W x 18D Tray			
	8.5 x 5 Cutout		9 x 6 Cutout		9 x 6 Cutout		10 x 7 Cutout	
Clear Polycarb 1 1/2" U Slides	No rim	T11105A	No rim	T11205A	No rim	T12105A	No rim	T12205A
	PVC rim	T11115A	PVC rim	T11215A	PVC rim	T12115A	PVC rim	T12215A
Grey Laminate 1 1/2" U Slides	No rim	T21105A	No rim	T21205A	No rim	T22105A	No rim	T22205A
	PVC rim	T21115A	PVC rim	T21215A	PVC rim	T22115A	PVC rim	T22215A
Black Laminate 1 1/2" U Slides	No rim	T31105A	No rim	T31205A	No rim	T32105A	No rim	T32205A
	PVC rim	T31115A	PVC rim	T31215A	PVC rim	T32115A	PVC rim	T32215A

	13" Chair Width									
	18W x 16D Tray					20W x 18D Tray				
	8.5 x 5 Cutout		9 x 6 Cutout			9 x 6 Cutout		10 x 7 Cutout		12 x 7 Cutout
Clear Polycarb 1 1/2" U Slides	No rim	T11105A	No rim	T11205A		No rim	T12105A	No rim	T12205A	No rim T12305A
	PVC rim	T11115A	PVC rim	T11215A		PVC rim	T12115A	PVC rim	T12215A	PVC rim T12315A
Grey Laminate 1 1/2" U Slides	No rim	T21105A	No rim	T21205A		No rim	T22105A	No rim	T22205A	No rim T22305A
	PVC rim	T21115A	PVC rim	T21215A		PVC rim	T22115A	PVC rim	T22215A	PVC rim T22315A
Black Laminate 1 1/2" U Slides	No rim	T31105A	No rim	T31205A		No rim	T32105A	No rim	T32205A	No rim T32305A
	PVC rim	T31115A	PVC rim	T31215A		PVC rim	T32115A	PVC rim	T32215A	PVC rim T32315A

	14" Chair Width											
	20W x 18D Tray						21W x 18D Tray					
	9 x 6 Cutout		10 x 7 Cutout		12 x 7 Cutout		10 x 7 Cutout		12 x 6 Cutout		12 x 7 Cutout	
Clear Polycarb 1 1/2" U Slides	No rim	T12105A	No rim	T12205A	No rim	T12305A	No rim	T13105A	No rim	T13205A	No rim	T13305A
	PVC rim	T12115A	PVC rim	T12215A	PVC rim	T12315A	PVC rim	T13115A	PVC rim	T13215A	PVC rim	T13315A
Grey Laminate 1 1/2" U Slides	No rim	T22105A	No rim	T22205A	No rim	T22305A	No rim	T23105A	No rim	T23205A	No rim	T23305A
	PVC rim	T22115A	PVC rim	T22215A	PVC rim	T22315A	PVC rim	T23115A	PVC rim	T23215A	PVC rim	T23315A
Black Laminate 1 1/2" U Slides	No rim	T32105A	No rim	T32205A	No rim	T32305A	No rim	T33105A	No rim	T33205A	No rim	T33305A
	PVC rim	T32115A	PVC rim	T32215A	PVC rim	T32315A	PVC rim	T33115A	PVC rim	T33215A	PVC rim	T33315A

	15" Chair Width											
	20W x 18D Tray						21W x 18D Tray					
	9 x 6 Cutout		10 x 7 Cutout		12 x 7 Cutout		10 x 7 Cutout		12 x 6 Cutout		12 x 7 Cutout	
Clear Polycarb 1 1/2" U Slides	No rim	T12105A	No rim	T12205A	No rim	T12305A	No rim	T13105A	No rim	T13205A	No rim	T13305A
	PVC rim	T12115A	PVC rim	T12215A	PVC rim	T12315A	PVC rim	T13115A	PVC rim	T13215A	PVC rim	T13315A
Grey Laminate 1 1/2" U Slides	No rim	T22105A	No rim	T22205A	No rim	T22305A	No rim	T23105A	No rim	T23205A	No rim	T23305A
	PVC rim	T22115A	PVC rim	T22215A	PVC rim	T22315A	PVC rim	T23115A	PVC rim	T23215A	PVC rim	T23315A
Black Laminate 1 1/2" U Slides	No rim	T32105A	No rim	T32205A	No rim	T32305A	No rim	T33105A	No rim	T33205A	No rim	T33305A
	PVC rim	T32115A	PVC rim	T32215A	PVC rim	T32315A	PVC rim	T33115A	PVC rim	T33215A	PVC rim	T33315A

Trays with U Slides fit chairs with outside-to-outside dimensions from 4" to 5" more than the chair size. U Slides (page 135) slide tray on from front.



Back Strap	
With plastic buckle & attaching hardware	31882

	<b>16" Chair Width</b>									
	<b>21W x 18D Tray</b>								<b>22W x 21D Tray</b>	
	<b>10 x 7 Cutout</b>		<b>12 x 6 Cutout</b>		<b>12 x 7 Cutout</b>		<b>13 x 8 Cutout</b>		<b>12 x 7 Cutout</b>	<b>13 x 8 Cutout</b>
<b>Clear Polycarb</b>	No rim	T13105A	No rim	T13205A	No rim	T13305A	No rim	T13405A	No rim	T14105A
<b>1 1/2" U Slides</b>	PVC rim	T13115A	PVC rim	T13215A	PVC rim	T13315A	PVC rim	T13415A	PVC rim	T14115A
<b>Grey Laminate</b>	No rim	T23105A	No rim	T23205A	No rim	T23305A	No rim	T23405A	No rim	T24105A
<b>1 1/2" U Slides</b>	PVC rim	T23115A	PVC rim	T23215A	PVC rim	T23315A	PVC rim	T23415A	PVC rim	T24115A
<b>Black Laminate</b>	No rim	T33105A	No rim	T33205A	No rim	T33305A	No rim	T33405A	No rim	T34105A
<b>1 1/2" U Slides</b>	PVC rim	T33115A	PVC rim	T33215A	PVC rim	T33315A	PVC rim	T33415A	PVC rim	T34115A

	<b>17" Chair Width</b>									
	<b>22W x 21D Tray</b>				<b>23.5W x 22D Tray</b>					
	<b>12 x 7 Cutout</b>		<b>13 x 8 Cutout</b>		<b>13 x 8 Cutout</b>		<b>14 x 9 Cutout</b>		<b>15 x 9 Cutout</b>	
<b>Clear Polycarb</b>	No rim	T14105A	No rim	T14205A	No rim	T15105A	No rim	T15205A	No rim	T15305A
<b>1 1/2" U Slides</b>	PVC rim	T14115A	PVC rim	T14215A	PVC rim	T15115A	PVC rim	T15215A	PVC rim	T15315A
<b>Grey Laminate</b>	No rim	T24105A	No rim	T24205A	No rim	T25105A	No rim	T25205A	No rim	T25305A
<b>1 1/2" U Slides</b>	PVC rim	T24115A	PVC rim	T24215A	PVC rim	T25115A	PVC rim	T25215A	PVC rim	T25315A
<b>Black Laminate</b>	No rim	T34105A	No rim	T34205A	No rim	T35105A	No rim	T35205A	No rim	T35305A
<b>1 1/2" U Slides</b>	PVC rim	T34115A	PVC rim	T34215A	PVC rim	T35115A	PVC rim	T35215A	PVC rim	T35315A

	<b>18" Chair Width</b>									
	<b>23.5W x 22D Tray</b>					<b>25.5W x 22D Tray</b>				
	<b>13 x 8 Cutout</b>		<b>14 x 9 Cutout</b>		<b>15 x 9 Cutout</b>	<b>15 x 9 Cutout</b>		<b>16 x 10 Cutout</b>		<b>17 x 10 Cutout</b>
<b>Clear Polycarb</b>	No rim	T15105A	No rim	T15205A	No rim	T15305A	No rim	T16105A	No rim	T16205A
<b>1 1/2" U Slides</b>	PVC rim	T15115A	PVC rim	T15215A	PVC rim	T15315A	PVC rim	T16115A	PVC rim	T16215A
<b>Grey Laminate</b>	No rim	T25105A	No rim	T25205A	No rim	T25305A	No rim	T26105A	No rim	T26205A
<b>1 1/2" U Slides</b>	PVC rim	T25115A	PVC rim	T25215A	PVC rim	T25315A	PVC rim	T26115A	PVC rim	T26215A
<b>Black Laminate</b>	No rim	T35105A	No rim	T35205A	No rim	T35305A	No rim	T36105A	No rim	T36205A
<b>1 1/2" U Slides</b>	PVC rim	T35115A	PVC rim	T35215A	PVC rim	T35315A	PVC rim	T36115A	PVC rim	T36215A

	<b>19" Chair Width</b>									
	<b>25.5W x 22D Tray</b>					<b>27.5W x 23.5D Tray</b>				
	<b>15 x 9 Cutout</b>		<b>16 x 10 Cutout</b>		<b>17 x 10 Cutout</b>	<b>17 x 10 Cutout</b>		<b>18 x 10 Cutout</b>		<b>18 x 10 Cutout</b>
<b>Clear Polycarb</b>	No rim	T16105A	No rim	T16205A	No rim	T16305A	No rim	T17105A	No rim	T17205A
<b>1 1/2" U Slides</b>	PVC rim	T16115A	PVC rim	T16215A	PVC rim	T16315A	PVC rim	T17115A	PVC rim	T17215A
<b>Grey Laminate</b>	No rim	T26105A	No rim	T26205A	No rim	T26305A	No rim	T27105A	No rim	T27205A
<b>1 1/2" U Slides</b>	PVC rim	T26115A	PVC rim	T26215A	PVC rim	T26315A	PVC rim	T27115A	PVC rim	T27215A
<b>Black Laminate</b>	No rim	T36105A	No rim	T36205A	No rim	T36305A	No rim	T37105A	No rim	T37205A
<b>1 1/2" U Slides</b>	PVC rim	T36115A	PVC rim	T36215A	PVC rim	T36315A	PVC rim	T37115A	PVC rim	T37215A

	<b>20" Chair Width</b>									
	<b>25.5W x 22D Tray</b>					<b>27.5W x 23.5D Tray</b>				
	<b>15 x 9 Cutout</b>		<b>16 x 10 Cutout</b>		<b>17 x 10 Cutout</b>	<b>17 x 10 Cutout</b>		<b>18 x 10 Cutout</b>		<b>19 x 10 Cutout</b>
<b>Clear Polycarb</b>	No rim	T16105A	No rim	T16205A	No rim	T16305A	No rim	T17105A	No rim	T17205A
<b>1 1/2" U Slides</b>	PVC rim	T16115A	PVC rim	T16215A	PVC rim	T16315A	PVC rim	T17115A	PVC rim	T17215A
<b>Grey Laminate</b>	No rim	T26105A	No rim	T26205A	No rim	T26305A	No rim	T27105A	No rim	T27205A
<b>1 1/2" U Slides</b>	PVC rim	T26115A	PVC rim	T26215A	PVC rim	T26315A	PVC rim	T27115A	PVC rim	T27215A
<b>Black Laminate</b>	No rim	T36105A	No rim	T36205A	No rim	T36305A	No rim	T37105A	No rim	T37205A
<b>1 1/2" U Slides</b>	PVC rim	T36115A	PVC rim	T36215A	PVC rim	T36315A	PVC rim	T37115A	PVC rim	T37215A

	<b>21" &amp; 22" Chair Width</b>						<b>23" &amp; 24" Chair Width</b>		<b>25" &amp; 26" Chair Width</b>	
	<b>27.5W x 23.5D Tray</b>						<b>29.5W x 23.5D Tray</b>		<b>31.5W x 23.5D Tray</b>	
	<b>17 x 10 Cutout</b>		<b>18 x 10 Cutout</b>		<b>19 x 10 Cutout</b>		<b>19 x 10 Cutout</b>		<b>19 x 10 Cutout</b>	
<b>Clear Polycarb</b>	No rim	T17105A	No rim	T17205A	No rim	T17305A	No rim	T18105A	No rim	T19105A
<b>1 1/2" U Slides</b>	PVC rim	T17115A	PVC rim	T17215A	PVC rim	T17315A	PVC rim	T18115A	PVC rim	T19115A
<b>Grey Laminate</b>	No rim	T27105A	No rim	T27205A	No rim	T27305A	No rim	T28105A	No rim	T29105A
<b>1 1/2" U Slides</b>	PVC rim	T27115A	PVC rim	T27215A	PVC rim	T27315A	PVC rim	T28115A	PVC rim	T29115A
<b>Black Laminate</b>	No rim	T37105A	No rim	T37205A	No rim	T37305A	No rim	T38105A	No rim	T39105A
<b>1 1/2" U Slides</b>	PVC rim	T37115A	PVC rim	T37215A	PVC rim	T37315A	PVC rim	T38115A	PVC rim	T39115A

REMOVABLE PADDED TRAY TOPS, PAGE 118




# Trays With 1 1/2" U Slides *Unattached*



**YOU drill the holes  
YOU attach the brackets**  
You don't need to order the brackets separately, they come unattached with the tray

## Options:

- 3/8" thick clear polycarbonate
- 3/8" thick melamine-impregnated fiberboard with grey or black laminate surface
- Black PVC rim attached



	11" & 12" Chair Widths							
	18W x 16D Tray				20W x 18D Tray			
	8.5 x 5 Cutout		9 x 6 Cutout		9 x 6 Cutout		10 x 7 Cutout	
Clear Polycarb	No rim	T11105U	No rim	T11205U	No rim	T12105U	No rim	T12205U
1 1/2" U Slides	PVC rim	T11115U	PVC rim	T11215U	PVC rim	T12115U	PVC rim	T12215U
Grey Laminate	No rim	T21105U	No rim	T21205U	No rim	T22105U	No rim	T22205U
1 1/2" U Slides	PVC rim	T21115U	PVC rim	T21215U	PVC rim	T22115U	PVC rim	T22215U
Black Laminate	No rim	T31105U	No rim	T31205U	No rim	T32105U	No rim	T32205U
1 1/2" U Slides	PVC rim	T31115U	PVC rim	T31215U	PVC rim	T32115U	PVC rim	T32215U

-- 3 EASY STEPS! --  
1. Find Chair Width  
2. Find Tray & Cutout Size  
3. Choose Material & Rim

	13" Chair Width									
	18W x 16D Tray					20W x 18D Tray				
	8.5 x 5 Cutout		9 x 6 Cutout		9 x 6 Cutout		10 x 7 Cutout		12 x 7 Cutout	
Clear Polycarb 1 1/2" U Slides	No rim	T11105U	No rim	T11205U	No rim	T12105U	No rim	T12205U	No rim	T12305U
	PVC rim	T11115U	PVC rim	T11215U	PVC rim	T12115U	PVC rim	T12215U	PVC rim	T12315U
Grey Laminate 1 1/2" U Slides	No rim	T21105U	No rim	T21205U	No rim	T22105U	No rim	T22205U	No rim	T22305U
	PVC rim	T21115U	PVC rim	T21215U	PVC rim	T22115U	PVC rim	T22215U	PVC rim	T22315U
Black Laminate 1 1/2" U Slides	No rim	T31105U	No rim	T31205U	No rim	T32105U	No rim	T32205U	No rim	T32305U
	PVC rim	T31115U	PVC rim	T31215U	PVC rim	T32115U	PVC rim	T32215U	PVC rim	T32315U

	14" Chair Width											
	20W x 18D Tray						21W x 18D Tray					
	9 x 6 Cutout		10 x 7 Cutout		12 x 7 Cutout		10 x 7 Cutout		12 x 6 Cutout		12 x 7 Cutout	
Clear Polycarb	No rim	T12105U	No rim	T12205U	No rim	T12305U	No rim	T13105U	No rim	T13205U	No rim	T13305U
1 1/2" U Slides	PVC rim	T12115U	PVC rim	T12215U	PVC rim	T12315U	PVC rim	T13115U	PVC rim	T13215U	PVC rim	T13315U
Grey Laminate	No rim	T22105U	No rim	T22205U	No rim	T22305U	No rim	T23105U	No rim	T23205U	No rim	T23305U
1 1/2" U Slides	PVC rim	T22115U	PVC rim	T22215U	PVC rim	T22315U	PVC rim	T23115U	PVC rim	T23215U	PVC rim	T23315U
Black Laminate	No rim	T32105U	No rim	T32205U	No rim	T32305U	No rim	T33105U	No rim	T33205U	No rim	T33305U
1 1/2" U Slides	PVC rim	T32115U	PVC rim	T32215U	PVC rim	T32315U	PVC rim	T33115U	PVC rim	T33215U	PVC rim	T33315U

	15" Chair Width											
	20W x 18D Tray						21W x 18D Tray					
	9 x 6 Cutout		10 x 7 Cutout		12 x 7 Cutout		10 x 7 Cutout		12 x 6 Cutout		12 x 7 Cutout	
Clear Polycarb	No rim	T12105U	No rim	T12205U	No rim	T12305U	No rim	T13105U	No rim	T13205U	No rim	T13305U
1 1/2" U Slides	PVC rim	T12115U	PVC rim	T12215U	PVC rim	T12315U	PVC rim	T13115U	PVC rim	T13215U	PVC rim	T13315U
Grey Laminate	No rim	T22105U	No rim	T22205U	No rim	T22305U	No rim	T23105U	No rim	T23205U	No rim	T23305U
1 1/2" U Slides	PVC rim	T22115U	PVC rim	T22215U	PVC rim	T22315U	PVC rim	T23115U	PVC rim	T23215U	PVC rim	T23315U
Black Laminate	No rim	T32105U	No rim	T32205U	No rim	T32305U	No rim	T33105U	No rim	T33205U	No rim	T33305U
1 1/2" U Slides	PVC rim	T32115U	PVC rim	T32215U	PVC rim	T32315U	PVC rim	T33115U	PVC rim	T33215U	PVC rim	T33315U

Trays with U Slides fit chairs with outside-to-outside dimensions from 4" to 5" more than the chair size. U Slides (page 135) slide tray on from front.



Back Strap	
With plastic buckle & attaching hardware	31882

CUSTOM SEATING

BODY POSITIONING

WHEELCHAIR TRAYS

ASSISTIVE TECHNOLOGY

PATIENT TRANSFER

	16" Chair Width											
	21W x 18D Tray								22W x 21D Tray			
	10 x 7 Cutout		12 x 6 Cutout		12 x 7 Cutout		13 x 8 Cutout		12 x 7 Cutout		13 x 8 Cutout	
Clear Polycarb 1 1/2" U Slides	No rim	T13105U	No rim	T13205U	No rim	T13305U	No rim	T13405U	No rim	T14105U	No rim	T14205U
	PVC rim	T13115U	PVC rim	T13215U	PVC rim	T13315U	PVC rim	T13415U	PVC rim	T14115U	PVC rim	T14215U
Grey Laminate 1 1/2" U Slides	No rim	T23105U	No rim	T23205U	No rim	T23305U	No rim	T23405U	No rim	T24105U	No rim	T24205U
	PVC rim	T23115U	PVC rim	T23215U	PVC rim	T23315U	PVC rim	T23415U	PVC rim	T24115U	PVC rim	T24215U
Black Laminate 1 1/2" U Slides	No rim	T33105U	No rim	T33205U	No rim	T33305U	No rim	T33405U	No rim	T34105U	No rim	T34205U
	PVC rim	T33115U	PVC rim	T33215U	PVC rim	T33315U	PVC rim	T33415U	PVC rim	T34115U	PVC rim	T34215U

	17" Chair Width									
	22W x 21D Tray					23.5W x 22D Tray				
	12 x 7 Cutout		13 x 8 Cutout		13 x 8 Cutout		14 x 9 Cutout		15 x 9 Cutout	
Clear Polycarb 1 1/2" U Slides	No rim	T14105U	No rim	T14205U	No rim	T15105U	No rim	T15205U	No rim	T15305U
	PVC rim	T14115U	PVC rim	T14215U	PVC rim	T15115U	PVC rim	T15215U	PVC rim	T15315U
Grey Laminate 1 1/2" U Slides	No rim	T24105U	No rim	T24205U	No rim	T25105U	No rim	T25205U	No rim	T25305U
	PVC rim	T24115U	PVC rim	T24215U	PVC rim	T25115U	PVC rim	T25215U	PVC rim	T25315U
Black Laminate 1 1/2" U Slides	No rim	T34105U	No rim	T34205U	No rim	T35105U	No rim	T35205U	No rim	T35305U
	PVC rim	T34115U	PVC rim	T34215U	PVC rim	T35115U	PVC rim	T35215U	PVC rim	T35315U

	18" Chair Width											
	23.5W x 22D Tray						25.5W x 22D Tray					
	13 x 8 Cutout		14 x 9 Cutout		15 x 9 Cutout		15 x 9 Cutout		16 x 10 Cutout		17 x 10 Cutout	
Clear Polycarb 1 1/2" U Slides	No rim	T15105U	No rim	T15205U	No rim	T15305U	No rim	T16105U	No rim	T16205U	No rim	T16305U
	PVC rim	T15115U	PVC rim	T15215U	PVC rim	T15315U	PVC rim	T16115U	PVC rim	T16215U	PVC rim	T16315U
Grey Laminate 1 1/2" U Slides	No rim	T25105U	No rim	T25205U	No rim	T25305U	No rim	T26105U	No rim	T26205U	No rim	T26305U
	PVC rim	T25115U	PVC rim	T25215U	PVC rim	T25315U	PVC rim	T26115U	PVC rim	T26215U	PVC rim	T26315U
Black Laminate 1 1/2" U Slides	No rim	T35105U	No rim	T35205U	No rim	T35305U	No rim	T36105U	No rim	T36205U	No rim	T36305U
	PVC rim	T35115U	PVC rim	T35215U	PVC rim	T35315U	PVC rim	T36115U	PVC rim	T36215U	PVC rim	T36315U

	19" Chair Width									
	25.5W x 22D Tray						27.5W x 23.5D Tray			
	15 x 9 Cutout		16 x 10 Cutout		17 x 10 Cutout		17 x 10 Cutout		18 x 10 Cutout	
Clear Polycarb 1 1/2" U Slides	No rim	T16105U	No rim	T16205U	No rim	T16305U	No rim	T17105U	No rim	T17205U
	PVC rim	T16115U	PVC rim	T16215U	PVC rim	T16315U	PVC rim	T17115U	PVC rim	T17215U
Grey Laminate 1 1/2" U Slides	No rim	T26105U	No rim	T26205U	No rim	T26305U	No rim	T27105U	No rim	T27205U
	PVC rim	T26115U	PVC rim	T26215U	PVC rim	T26315U	PVC rim	T27115U	PVC rim	T27215U
Black Laminate 1 1/2" U Slides	No rim	T36105U	No rim	T36205U	No rim	T36305U	No rim	T37105U	No rim	T37205U
	PVC rim	T36115U	PVC rim	T36215U	PVC rim	T36315U	PVC rim	T37115U	PVC rim	T37215U

	20" Chair Width											
	25.5W x 22D Tray						27.5W x 23.5D Tray					
	15 x 9 Cutout		16 x 10 Cutout		17 x 10 Cutout		17 x 10 Cutout		18 x 10 Cutout		19 x 10 Cutout	
Clear Polycarb 1 1/2" U Slides	No rim	T16105U	No rim	T16205U	No rim	T16305U	No rim	T17105U	No rim	T17205U	No rim	T17305U
	PVC rim	T16115U	PVC rim	T16215U	PVC rim	T16315U	PVC rim	T17115U	PVC rim	T17215U	PVC rim	T17315U
Grey Laminate 1 1/2" U Slides	No rim	T26105U	No rim	T26205U	No rim	T26305U	No rim	T27105U	No rim	T27205U	No rim	T27305U
	PVC rim	T26115U	PVC rim	T26215U	PVC rim	T26315U	PVC rim	T27115U	PVC rim	T27215U	PVC rim	T27315U
Black Laminate 1 1/2" U Slides	No rim	T36105U	No rim	T36205U	No rim	T36305U	No rim	T37105U	No rim	T37205U	No rim	T37305U
	PVC rim	T36115U	PVC rim	T36215U	PVC rim	T36315U	PVC rim	T37115U	PVC rim	T37215U	PVC rim	T37315U

	21" & 22" Chair Width						23" & 24" Chair Width				25" & 26" Chair Width	
	27.5W x 23.5D Tray						29.5W x 23.5D Tray				31.5W x 23.5D Tray	
	17 x 10 Cutout		18 x 10 Cutout		19 x 10 Cutout		19 x 10 Cutout				19 x 10 Cutout	
Clear Polycarb 1 1/2" U Slides	No rim	T17105U	No rim	T17205U	No rim	T17305U	No rim	T18105U			No rim	T19105U
	PVC rim	T17115U	PVC rim	T17215U	PVC rim	T17315U	PVC rim	T18115U			PVC rim	T19115U
Grey Laminate 1 1/2" U Slides	No rim	T27105U	No rim	T27205U	No rim	T27305U	No rim	T28105U			No rim	T29105U
	PVC rim	T27115U	PVC rim	T27215U	PVC rim	T27315U	PVC rim	T28115U			PVC rim	T29115U
Black Laminate 1 1/2" U Slides	No rim	T37105U	No rim	T37205U	No rim	T37305U	No rim	T38105U			No rim	T39105U
	PVC rim	T37115U	PVC rim	T37215U	PVC rim	T37315U	PVC rim	T38115U			PVC rim	T39115U

REMOVABLE PADDED TRAY TOPS, PAGE 118





# No Body Cutout Trays With Hardware *Unattached*



**YOU cut out for the body**  
**YOU drill the holes**  
**YOU attach the hardware**


*You don't need to order the hardware separately, it comes unattached with the tray*

## Options:

- 3/8" thick clear polycarbonate
- 3/8" thick melamine-impregnated fiberboard with grey or black laminate surface
- Black PVC rim attached

EZ Lock	11" & 12" Chair Width		13" & 14" Chair Width		14" & 15" Chair Width		15" & 16" Chair Width		16", 17" & 18" Chair Width		18", 19" & 20" Chair Width	
	18W x 16D Tray		20W x 18D Tray		21W x 18D Tray		22W x 21D Tray		23.5W x 22D Tray		25.5W x 22D Tray	
Clear Polycarb	No rim	T11001U	No rim	T12001U	No rim	T13001U	No rim	T14001U	No rim	T15001U	No rim	T16001U
	PVC rim	T11011U	PVC rim	T12011U	PVC rim	T13011U	PVC rim	T14011U	PVC rim	T15011U	PVC rim	T16011U
Grey Laminate	No rim	T21001U	No rim	T22001U	No rim	T23001U	No rim	T24001U	No rim	T25001U	No rim	T26001U
	PVC rim	T21011U	PVC rim	T22011U	PVC rim	T23011U	PVC rim	T24011U	PVC rim	T25011U	PVC rim	T26011U
Black Laminate	No rim	T31001U	No rim	T32001U	No rim	T33001U	No rim	T34001U	No rim	T35001U	No rim	T36001U
	PVC rim	T31011U	PVC rim	T32011U	PVC rim	T33011U	PVC rim	T34011U	PVC rim	T35011U	PVC rim	T36011U

EZ Lock	20", 21" & 22" Chair Width		23" & 24" Chair Width		25" & 26" Chair Width	
	27.5W x 23.5D Tray		29.5W x 23.5D Tray		31.5W x 23.5D Tray	
Clear Polycarb	No rim	T17001U	No rim	T18001U	No rim	T19001U
	PVC rim	T17011U	PVC rim	T18011U	PVC rim	T19011U
Grey Laminate	No rim	T27001U	No rim	T28001U	No rim	T29001U
	PVC rim	T27011U	PVC rim	T28011U	PVC rim	T29011U
Black Laminate	No rim	T37001U	No rim	T38001U	No rim	T39001U
	PVC rim	T37011U	PVC rim	T38011U	PVC rim	T39011U



**E-Z Lock Clamps Included, Unattached**

Top Drop	11" & 12" Chair Width		11, 12" & 13" Chair Width		12", 13" & 14" Chair Width		13", 14" & 15" Chair Width		15", 16" & 17" Chair Width		17", 18" & 19" Chair Width	
	20W x 18D Tray		21W x 18D Tray		22W x 21D Tray		23.5W x 22D Tray		25.5W x 22D Tray		27.5W x 23.5D Tray	
Clear Polycarb	No rim	T12002U	No rim	T13002U	No rim	T14002U	No rim	T15002U	No rim	T16002U	No rim	T17002U
	PVC rim	T12012U	PVC rim	T13012U	PVC rim	T14012U	PVC rim	T15012U	PVC rim	T16012U	PVC rim	T17012U
Grey Laminate	No rim	T22002U	No rim	T23002U	No rim	T24002U	No rim	T25002U	No rim	T26002U	No rim	T27002U
	PVC rim	T22012U	PVC rim	T23012U	PVC rim	T24012U	PVC rim	T25012U	PVC rim	T26012U	PVC rim	T27012U
Black Laminate	No rim	T32002U	No rim	T33002U	No rim	T34002U	No rim	T35002U	No rim	T36002U	No rim	T37002U
	PVC rim	T32012U	PVC rim	T33012U	PVC rim	T34012U	PVC rim	T35012U	PVC rim	T36012U	PVC rim	T37012U


Top Drop	19", 20" & 21" Chair Width		21" & 22" Chair Width	
	29.5W x 23.5D Tray		31.5W x 23.5D Tray	
Clear Polycarb	No rim	T18002U	No rim	T19002U
	PVC rim	T18012U	PVC rim	T19012U
Grey Laminate	No rim	T28002U	No rim	T29002U
	PVC rim	T28012U	PVC rim	T29012U
Black Laminate	No rim	T38002U	No rim	T39002U
	PVC rim	T38012U	PVC rim	T39012U



**Top Drop Clamps Included, Unattached**

Tube Lock	<b>11", 12" &amp; 13" Chair Width</b> 18W x 16D Tray		<b>14", 15" &amp; 16" Chair Width</b> 20W x 18D Tray		<b>16" &amp; 17" Chair Width</b> 21W x 18D Tray		<b>17" &amp; 18" Chair Width</b> 22W x 21D Tray		<b>18" &amp; 19" Chair Width</b> 23.5W x 22D Tray		<b>20" &amp; 21" Chair Width</b> 25.5W x 22D Tray	
<b>Clear Polycarb</b>	No rim	T11003U	No rim	T12003U	No rim	T13003U	No rim	T14003U	No rim	T15003U	No rim	T16003U
	PVC rim	T11013U	PVC rim	T12013U	PVC rim	T13013U	PVC rim	T14013U	PVC rim	T15013U	PVC rim	T16013U
<b>Grey Laminate</b>	No rim	T21003U	No rim	T22003U	No rim	T23003U	No rim	T24003U	No rim	T25003U	No rim	T26003U
	PVC rim	T21013U	PVC rim	T22013U	PVC rim	T23013U	PVC rim	T24013U	PVC rim	T25013U	PVC rim	T26013U
<b>Black Laminate</b>	No rim	T31003U	No rim	T32003U	No rim	T33003U	No rim	T34003U	No rim	T35003U	No rim	T36003U
	PVC rim	T31013U	PVC rim	T32013U	PVC rim	T33013U	PVC rim	T34013U	PVC rim	T35013U	PVC rim	T36013U

Tube Lock	<b>22" Chair Width</b> 27.5W x 23.5D Tray		<b>22", 23", 24" &amp; 25" Chair Width</b> 29.5W x 23.5D Tray		<b>22", 23", 24", 25" &amp; 26" Chair Width</b> 31.5W x 23.5D Tray	
<b>Clear Polycarb</b>	No rim	T17003U	No rim	T18003U	No rim	T19003U
	PVC rim	T17013U	PVC rim	T18013U	PVC rim	T19013U
<b>Grey Laminate</b>	No rim	T27003U	No rim	T28003U	No rim	T29003U
	PVC rim	T27013U	PVC rim	T28013U	PVC rim	T29013U
<b>Black Laminate</b>	No rim	T37003U	No rim	T38003U	No rim	T39003U
	PVC rim	T37013U	PVC rim	T38013U	PVC rim	T39013U



**Tube Lock Clamps**  
*Included, Unattached*

1 1/8" U Slide	<b>11", 12" &amp; 13" Chair Width</b> 18W x 16D Tray		<b>11", 12", 13", 14" &amp; 15" Chair Width</b> 20W x 18D Tray		<b>14", 15" &amp; 16" Chair Width</b> 21W x 18D Tray		<b>16" &amp; 17" Chair Width</b> 22W x 21D Tray		<b>17" &amp; 18" Chair Width</b> 23.5W x 22D Tray		<b>18", 19" &amp; 20" Chair Width</b> 25.5W x 22D Tray	
<b>Clear Polycarb</b>	No rim	T11004U	No rim	T12004U	No rim	T13004U	No rim	T14004U	No rim	T15004U	No rim	T16004U
	PVC rim	T11014U	PVC rim	T12014U	PVC rim	T13014U	PVC rim	T14014U	PVC rim	T15014U	PVC rim	T16014U
<b>Grey Laminate</b>	No rim	T21004U	No rim	T22004U	No rim	T23004U	No rim	T24004U	No rim	T25004U	No rim	T26004U
	PVC rim	T21014U	PVC rim	T22014U	PVC rim	T23014U	PVC rim	T24014U	PVC rim	T25014U	PVC rim	T26014U
<b>Black Laminate</b>	No rim	T31004U	No rim	T32004U	No rim	T33004U	No rim	T34004U	No rim	T35004U	No rim	T36004U
	PVC rim	T31014U	PVC rim	T32014U	PVC rim	T33014U	PVC rim	T34014U	PVC rim	T35014U	PVC rim	T36014U

1 1/8" U Slide	<b>19", 20", 21" &amp; 22" Chair Width</b> 27.5W x 23.5D Tray		<b>21", 22", 23" &amp; 24" Chair Width</b> 29.5W x 23.5D Tray		<b>23", 24", 25" &amp; 26" Chair Width</b> 31.5W x 23.5D Tray	
<b>Clear Polycarb</b>	No rim	T17004U	No rim	T18004U	No rim	T19004U
	PVC rim	T17014U	PVC rim	T18014U	PVC rim	T19014U
<b>Grey Laminate</b>	No rim	T27004U	No rim	T28004U	No rim	T29004U
	PVC rim	T27014U	PVC rim	T28014U	PVC rim	T29014U
<b>Black Laminate</b>	No rim	T37004U	No rim	T38004U	No rim	T39004U
	PVC rim	T37014U	PVC rim	T38014U	PVC rim	T39014U



**1 1/8" U Slides**  
*Included, Unattached*

1 1/2" U Slide	<b>11", 12" &amp; 13" Chair Width</b> 18W x 16D Tray		<b>11", 12", 13", 14" &amp; 15" Chair Width</b> 20W x 18D Tray		<b>14", 15" &amp; 16" Chair Width</b> 21W x 18D Tray		<b>16" &amp; 17" Chair Width</b> 22W x 21D Tray		<b>17" &amp; 18" Chair Width</b> 23.5W x 22D Tray		<b>18", 19" &amp; 20" Chair Width</b> 25.5W x 22D Tray	
<b>Clear Polycarb</b>	No rim	T11005U	No rim	T12005U	No rim	T13005U	No rim	T14005U	No rim	T15005U	No rim	T16005U
	PVC rim	T11015U	PVC rim	T12015U	PVC rim	T13015U	PVC rim	T14015U	PVC rim	T15015U	PVC rim	T16015U
<b>Grey Laminate</b>	No rim	T21005U	No rim	T22005U	No rim	T23005U	No rim	T24005U	No rim	T25005U	No rim	T26005U
	PVC rim	T21015U	PVC rim	T22015U	PVC rim	T23015U	PVC rim	T24015U	PVC rim	T25015U	PVC rim	T26015U
<b>Black Laminate</b>	No rim	T31005U	No rim	T32005U	No rim	T33005U	No rim	T34005U	No rim	T35005U	No rim	T36005U
	PVC rim	T31015U	PVC rim	T32015U	PVC rim	T33015U	PVC rim	T34015U	PVC rim	T35015U	PVC rim	T36015U

1 1/2" U Slide	<b>19", 20", 21" &amp; 22" Chair Width</b> 27.5W x 23.5D Tray		<b>21", 22", 23" &amp; 24" Chair Width</b> 29.5W x 23.5D Tray		<b>23", 24", 25" &amp; 26" Chair Width</b> 31.5W x 23.5D Tray	
<b>Clear Polycarb</b>	No rim	T17005U	No rim	T18005U	No rim	T19005U
	PVC rim	T17015U	PVC rim	T18015U	PVC rim	T19015U
<b>Grey Laminate</b>	No rim	T27005U	No rim	T28005U	No rim	T29005U
	PVC rim	T27015U	PVC rim	T28015U	PVC rim	T29015U
<b>Black Laminate</b>	No rim	T37005U	No rim	T38005U	No rim	T39005U
	PVC rim	T37015U	PVC rim	T38015U	PVC rim	T39015U



**1 1/2" U Slides**  
*Included, Unattached*

# Trays For Use With Hook & Loop Straps

**Order Straps Separately**

	12" & 13" Chair Width									
	18W x 16D Tray				20W x 18D Tray					
	8.5 x 5 Cutout		9 x 6 Cutout		9 x 6 Cutout		10 x 7 Cutout		12 x 7 Cutout	
Clear Polycarb	No rim	T11100X	No rim	T11200X	No rim	T12100X	No rim	T12200X	No rim	T12300X
	PVC rim	T11110X	PVC rim	T11210X	PVC rim	T12110X	PVC rim	T12210X	PVC rim	T12310X
Grey Laminate	No rim	T21100X	No rim	T21200X	No rim	T22100X	No rim	T22200X	No rim	T22300X
	PVC rim	T21110X	PVC rim	T21210X	PVC rim	T22110X	PVC rim	T22210X	PVC rim	T22310X
Black Laminate	No rim	T31100X	No rim	T31200X	No rim	T32100X	No rim	T32200X	No rim	T32300X
	PVC rim	T31110X	PVC rim	T31210X	PVC rim	T32110X	PVC rim	T32210X	PVC rim	T32310X

Hook & Loop Straps	
Pair, 2"x 24"	31091



	14" & 15" Chair Width													
	20W x 18D Tray						21W x 18D Tray							
	9 x 6 Cutout		10 x 7 Cutout		12 x 7 Cutout		10 x 7 Cutout		12 x 6 Cutout		12 x 7 Cutout		13 x 8 Cutout	
Clear Polycarb	No rim	T12100X	No rim	T12200X	No rim	T12300X	No rim	T13100X	No rim	T13200X	No rim	T13300X	No rim	T13400X
	PVC rim	T12110X	PVC rim	T12210X	PVC rim	T12310X	PVC rim	T13110X	PVC rim	T13210X	PVC rim	T13310X	PVC rim	T13410X
Grey Laminate	No rim	T22100X	No rim	T22200X	No rim	T22300X	No rim	T23100X	No rim	T23200X	No rim	T23300X	No rim	T23400X
	PVC rim	T22110X	PVC rim	T22210X	PVC rim	T22310X	PVC rim	T23100X	PVC rim	T23210X	PVC rim	T23310X	PVC rim	T23410X
Black Laminate	No rim	T32100X	No rim	T32200X	No rim	T32300X	No rim	T33100X	No rim	T33200X	No rim	T33300X	No rim	T33400X
	PVC rim	T32110X	PVC rim	T32210X	PVC rim	T32310X	PVC rim	T33110X	PVC rim	T33210X	PVC rim	T33310X	PVC rim	T33410X

	16" Chair Width											
	21W x 18D Tray								22W x 21D Tray			
	10 x 7 Cutout		12 x 6 Cutout		12 x 7 Cutout		13 x 8 Cutout		12 x 7 Cutout		13 x 8 Cutout	
Clear Polycarb	No rim	T13100X	No rim	T13200X	No rim	T13300X	No rim	T13400X	No rim	T14100X	No rim	T14200X
	PVC rim	T13110X	PVC rim	T13210X	PVC rim	T13310X	PVC rim	T13410X	PVC rim	T14110X	PVC rim	T14210X
Grey Laminate	No rim	T23100X	No rim	T23200X	No rim	T23300X	No rim	T23400X	No rim	T24100X	No rim	T24200X
	PVC rim	T23110X	PVC rim	T23210X	PVC rim	T23310X	PVC rim	T23410X	PVC rim	T24110X	PVC rim	T24210X
Black Laminate	No rim	T33100X	No rim	T33200X	No rim	T33300X	No rim	T33400X	No rim	T34100X	No rim	T34200X
	PVC rim	T33110X	PVC rim	T33210X	PVC rim	T33310X	PVC rim	T33410X	PVC rim	T34110X	PVC rim	T34210X

	17" Chair Width									
	22W x 21D Tray					23.5W x 22D Tray				
	12 x 7 Cutout		13 x 8 Cutout		13 x 8 Cutout		14 x 9 Cutout		15 x 9 Cutout	
Clear Polycarb	No rim	T14100X	No rim	T14200X	No rim	T15100X	No rim	T15200X	No rim	T15300X
	PVC rim	T14110X	PVC rim	T14210X	PVC rim	T15110X	PVC rim	T15210X	PVC rim	T15310X
Grey Laminate	No rim	T24100X	No rim	T24200X	No rim	T25100X	No rim	T25200X	No rim	T25300X
	PVC rim	T24110X	PVC rim	T24210X	PVC rim	T25110X	PVC rim	T25210X	PVC rim	T25310X
Black Laminate	No rim	T34100X	No rim	T34200X	No rim	T35100X	No rim	T35200X	No rim	T35300X
	PVC rim	T34110X	PVC rim	T34210X	PVC rim	T35110X	PVC rim	T35210X	PVC rim	T35310X

- 3 EASY STEPS! --
1. Find Chair Width
  2. Find Tray & Cutout Size
  3. Choose Material & Rim

	18" Chair Width											
	23.5W x 22D Tray						25.5W x 22D Tray					
	13 x 8 Cutout		14 x 9 Cutout		15 x 9 Cutout		15 x 9 Cutout		16 x 10 Cutout		17 x 10 Cutout	
Clear Polycarb	No rim	T15100X	No rim	T15200X	No rim	T15300X	No rim	T16100X	No rim	T16200X	No rim	T16300X
	PVC rim	T15110X	PVC rim	T15210X	PVC rim	T15310X	PVC rim	T16110X	PVC rim	T16210X	PVC rim	T16310X
Grey Laminate	No rim	T25100X	No rim	T25200X	No rim	T25300X	No rim	T26100X	No rim	T26200X	No rim	T26300X
	PVC rim	T25110X	PVC rim	T25210X	PVC rim	T25310X	PVC rim	T26110X	PVC rim	T26210X	PVC rim	T26310X
Black Laminate	No rim	T35100X	No rim	T35200X	No rim	T35300X	No rim	T36100X	No rim	T36200X	No rim	T36300X
	PVC rim	T35110X	PVC rim	T35210X	PVC rim	T35310X	PVC rim	T36110X	PVC rim	T36210X	PVC rim	T36310X


	19" & 20" Chair Width											
	25.5W x 22D Tray						27.5W x 23.5D Tray					
	15 x 9 Cutout		16 x 10 Cutout		17 x 10 Cutout		17 x 10 Cutout		18 x 10 Cutout		19 x 10 Cutout	
Clear Polycarb	No rim	T16100X	No rim	T16200X	No rim	T16300X	No rim	T17100X	No rim	T17200X	No rim	T17300X
	PVC rim	T16110X	PVC rim	T16210X	PVC rim	T16310X	PVC rim	T17110X	PVC rim	T17210X	PVC rim	T17310X
Grey Laminate	No rim	T26100X	No rim	T26200X	No rim	T26300X	No rim	T27100X	No rim	T27200X	No rim	T27300X
	PVC rim	T26110X	PVC rim	T26210X	PVC rim	T26310X	PVC rim	T27110X	PVC rim	T27210X	PVC rim	T27310X
Black Laminate	No rim	T36100X	No rim	T36200X	No rim	T36300X	No rim	T37100X	No rim	T37200X	No rim	T37300X
	PVC rim	T36110X	PVC rim	T36210X	PVC rim	T36310X	PVC rim	T37110X	PVC rim	T37210X	PVC rim	T37310X

	21" & 22" Chair Width									
	27.5W x 23.5D Tray					23" & 24" Chair Width				
	17 x 10 Cutout		18 x 10 Cutout		19 x 10 Cutout	19 x 10 Cutout				
Clear	No rim	T17100X	No rim	T17200X	No rim	T17300X	No rim	T18100X		
Polycarb	PVC rim	T17110X	PVC rim	T17210X	PVC rim	T17310X	PVC rim	T18110X		
Grey	No rim	T27100X	No rim	T27200X	No rim	T27300X	No rim	T28100X		
Laminate	PVC rim	T27110X	PVC rim	T27210X	PVC rim	T27310X	PVC rim	T28110X		
Black	No rim	T37100X	No rim	T37200X	No rim	T37300X	No rim	T38100X		
Laminate	PVC rim	T37110X	PVC rim	T37210X	PVC rim	T37310X	PVC rim	T38110X		

REMOVABLE PADDED TRAY TOPS, PAGE 118



## Trays Without Attaching Hardware



### Features:

- **3/8" thick clear polycarbonate**
- Heavy-duty break-resistant
- Optional black PVC rim attached
- No pre-drilled holes for hardware

### Features:

- **3/8" thick melamine-impregnated fiberboard**
- Very durable melamine grey or black laminate surface
- Optional black PVC rim attached
- No pre-drilled holes for hardware

	18W x 16D Tray						20W x 18D Tray							
	8.5 x 5 Cutout		9 x 6 Cutout		No Cutout		9 x 6 Cutout		10 x 7 Cutout		12 x 7 Cutout		No Cutout	
Clear Polycarb	No rim	T11100X	No rim	T11200X	No rim	T11000X	No rim	T12100X	No rim	T12200X	No rim	T12300X	No rim	T12000X
	PVC rim	T11110X	PVC rim	T11210X	PVC rim	T11010X	PVC rim	T12110X	PVC rim	T12210X	PVC rim	T12310X	PVC rim	T12010X
Grey Laminate	No rim	T21100X	No rim	T21200X	No rim	T21000X	No rim	T22100X	No rim	T22200X	No rim	T22300X	No rim	T22000X
	PVC rim	T21110X	PVC rim	T21210X	PVC rim	T21010X	PVC rim	T22110X	PVC rim	T22210X	PVC rim	T22310X	PVC rim	T22010X
Black Laminate	No rim	T31100X	No rim	T31200X	No rim	T31000X	No rim	T32100X	No rim	T32200X	No rim	T32300X	No rim	T32000X
	PVC rim	T31110X	PVC rim	T31210X	PVC rim	T31010X	PVC rim	T32110X	PVC rim	T32210X	PVC rim	T32310X	PVC rim	T32010X

	21W x 18D Tray					
	10 x 7 Cutout		12 x 6 Cutout		12 x 7 Cutout	
Clear Polycarb	No rim	T13100X	No rim	T13200X	No rim	T13300X
	PVC rim	T13110X	PVC rim	T13210X	PVC rim	T13310X
Grey Laminate	No rim	T23100X	No rim	T23200X	No rim	T23300X
	PVC rim	T23110X	PVC rim	T23210X	PVC rim	T23310X
Black Laminate	No rim	T33100X	No rim	T33200X	No rim	T33300X
	PVC rim	T33110X	PVC rim	T33210X	PVC rim	T33310X

	22W x 21D Tray						23.5W x 22D Tray					
	12 x 7 Cutout		13 x 8 Cutout		No Cutout		13 x 8 Cutout		14 x 9 Cutout		15 x 9 Cutout	
Clear Polycarb	No rim	T14100X	No rim	T14200X	No rim	T14000X	No rim	T15100X	No rim	T15200X	No rim	T15300X
	PVC rim	T14110X	PVC rim	T14210X	PVC rim	T14010X	PVC rim	T15110X	PVC rim	T15210X	PVC rim	T15310X
Grey Laminate	No rim	T24100X	No rim	T24200X	No rim	T24000X	No rim	T25100X	No rim	T25200X	No rim	T25300X
	PVC rim	T24110X	PVC rim	T24210X	PVC rim	T24010X	PVC rim	T25110X	PVC rim	T25210X	PVC rim	T25310X
Black Laminate	No rim	T34100X	No rim	T34200X	No rim	T34000X	No rim	T35100X	No rim	T35200X	No rim	T35300X
	PVC rim	T34110X	PVC rim	T34210X	PVC rim	T34010X	PVC rim	T35110X	PVC rim	T35210X	PVC rim	T35310X

	25.5W x 22D Tray						29.5W x 23.5D Tray					
	15 x 9 Cutout		16 x 10 Cutout		17 x 10 Cutout		19 x 10 Cutout		No Cutout		No Cutout	
Clear Polycarb	No rim	T16100X	No rim	T16200X	No rim	T16300X	No rim	T16000X	No rim	T18100X	No rim	T18000X
	PVC rim	T16110X	PVC rim	T16210X	PVC rim	T16310X	PVC rim	T16010X	PVC rim	T18110X	PVC rim	T18010X
Grey Laminate	No rim	T26100X	No rim	T26200X	No rim	T26300X	No rim	T26000X	No rim	T28100X	No rim	T28000X
	PVC rim	T26110X	PVC rim	T26210X	PVC rim	T26310X	PVC rim	T26010X	PVC rim	T28110X	PVC rim	T28010X
Black Laminate	No rim	T36100X	No rim	T36200X	No rim	T36300X	No rim	T36000X	No rim	T38100X	No rim	T38000X
	PVC rim	T36110X	PVC rim	T36210X	PVC rim	T36310X	PVC rim	T36010X	PVC rim	T38110X	PVC rim	T38010X

	27.5W x 23.5D Tray						31.5W x 23.5D Tray					
	17 x 10 Cutout		18 x 10 Cutout		19 x 10 Cutout		19 x 10 Cutout		No Cutout		No Cutout	
Clear Polycarb	No rim	T17100X	No rim	T17200X	No rim	T17300X	No rim	T17000X	No rim	T19100X	No rim	T19000X
	PVC rim	T17110X	PVC rim	T17210X	PVC rim	T17310X	PVC rim	T17010X	PVC rim	T19110X	PVC rim	T19010X
Grey Laminate	No rim	T27100X	No rim	T27200X	No rim	T27300X	No rim	T27000X	No rim	T29100X	No rim	T29000X
	PVC rim	T27110X	PVC rim	T27210X	PVC rim	T27310X	PVC rim	T27010X	PVC rim	T29110X	PVC rim	T29010X
Black Laminate	No rim	T37100X	No rim	T37200X	No rim	T37300X	No rim	T37000X	No rim	T39100X	No rim	T39000X
	PVC rim	T37110X	PVC rim	T37210X	PVC rim	T37310X	PVC rim	T37010X	PVC rim	T39110X	PVC rim	T39010X

CUSTOM SEATING

BODY POSITIONING

WHEELCHAIR TRAYS

ASSISTIVE TECHNOLOGY

PATIENT TRANSFER



## Padded Tops For Trays

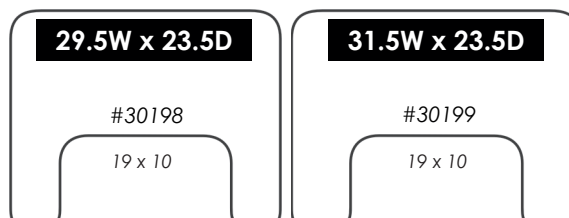
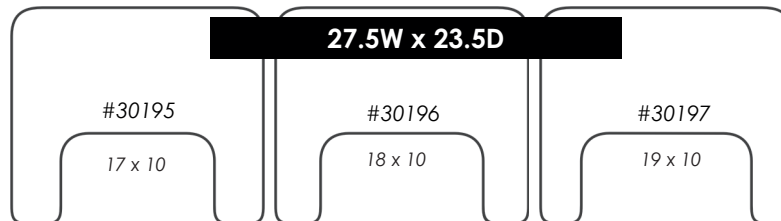
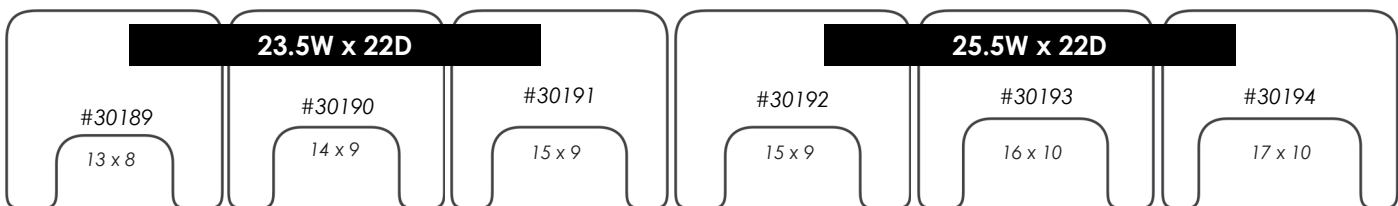
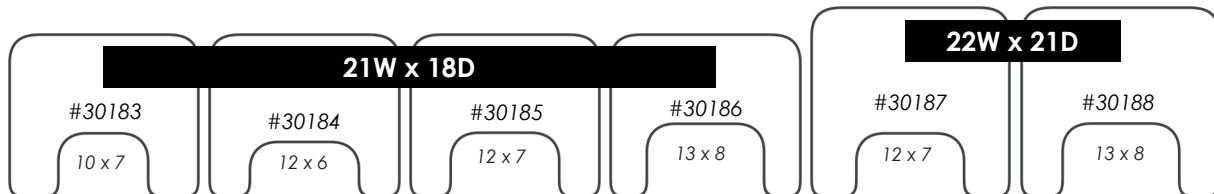
### REMOVABLE PADDED TRAY TOP

#### Features:

- Soft comfortable padded layer
- Black vinyl over 1" thick foam
- Easily attached to full-size trays

Part numbers for each tray are shown below

Tray not included



CUSTOM SEATING


BODY POSITIONING

WHEELCHAIR TRAYS

ASSISTIVE TECHNOLOGY

PATIENT TRANSFER

## Trays With A Control Cutout



### Features:

- **3/8" thick clear polycarbonate**
- Heavy-duty break-resistant
- Optional Top Drop Clamps attached
- Optional black PVC rim attached
- Recommended for chairs with fixed joysticks

### Features:

- **3/8" thick melamine-impregnated fiberboard**
- Very durable melamine grey or black laminate surface
- Optional Top Drop Clamps attached
- Optional black PVC rim attached
- Recommended for chairs with fixed joysticks

## CLEAR TRAYS WITH A CONTROL CUTOUT

	Clear Tray with Top Drop Clamps Attached				Clear Tray Only (no attaching hardware)		
	PVC Rim Right Side Cutout	PVC Rim Left Side Cutout	No Rim Right Side Cutout	No Rim Left Side Cutout	PVC Rim Right Side Cutout	PVC Rim Left Side Cutout	No Rim Cutout (Reversible)
<b>21W x 18D</b>	T13R12A	T13L12A	T13R02A	T13L02A	T13R10X	T13L10X	T13E00X
<b>23 1/2 x 22</b>	T15R12A	T15L12A	T15R02A	T15L02A	T15R10X	T15L10X	T15E00X
<b>25 1/2 x 22</b>	T16R12A	T16L12A	T16R02A	T16L02A	T16R10X	T16L10X	T16E00X
<b>27 1/2 x 23 1/2</b>	T17R12A	T17L12A	T17R02A	T17L02A	T17R10X	T17L10X	T17E00X

## GREY TRAYS WITH A CONTROL CUTOUT

	Grey Tray with Top Drop Clamps Attached				Gray Tray Only (no attaching hardware)			
	PVC Rim Right Side Cutout	PVC Rim Left Side Cutout	No Rim Right Side Cutout	No Rim Left Side Cutout	PVC Rim Right Side Cutout	PVC Rim Left Side Cutout	No Rim Right Side Cutout	No Rim Left Side Cutout
<b>21W x 18D</b>	T23R12A	T23L12A	T23R02A	T23L02A	T23R10X	T23L10X	T23E00X	T23L00X
<b>23 1/2 x 22</b>	T25R12A	T25L12A	T25R02A	T25L02A	T25R10X	T25L10X	T25E00X	T25L00X
<b>25 1/2 x 22</b>	T26R12A	T26L12A	T26R02A	T26L02A	T26R10X	T26L10X	T26E00X	T26L00X
<b>27 1/2 x 23 1/2</b>	T27R12A	T27L12A	T27R02A	T27L02A	T27R10X	T27L10X	T27E00X	T27L00X

## BLACK TRAYS WITH A CONTROL CUTOUT

	Black Tray with Top Drop Clamps Attached				Black Tray Only (no attaching hardware)			
	PVC Rim Right Side Cutout	PVC Rim Left Side Cutout	No Rim Right Side Cutout	No Rim Left Side Cutout	PVC Rim Right Side Cutout	PVC Rim Left Side Cutout	No Rim Right Side Cutout	No Rim Left Side Cutout
<b>21W x 18D</b>	T33R12A	T33L12A	T33R02A	T33L02A	T33R10X	T33L10X	T33E00X	T33L00X
<b>23 1/2 x 22</b>	T35R12A	T35L12A	T35R02A	T35L02A	T35R10X	T35L10X	T35E00X	T35L00X
<b>25 1/2 x 22</b>	T36R12A	T36L12A	T36R02A	T36L02A	T36R10X	T36L10X	T36E00X	T36L00X
<b>27 1/2 x 23 1/2</b>	T37R12A	T37L12A	T37R02A	T37L02A	T37R10X	T37L10X	T37E00X	T37L00X

**Top Drop Clamps (page 132)**  
position tray straight down from top.

Top Drop Clamps can be used on  
Quantum TB3 arms by using our  
TB3 Adapter Plates (page 133)

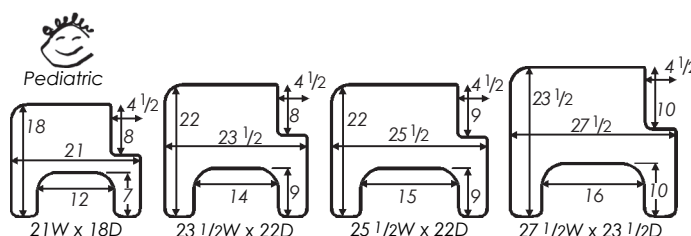


### Hook & Loop Straps

Pair, 2"x 24" | 31091

Trays with Top Drop Clamps fit  
a wheelchair with  
Armpad-To-Armpad Width  
(Outside Edges):

21W x 18D	from 16" to 18"
23 1/2W x 22D	from 18" to 20 1/2"
25 1/2W x 22D	from 20" to 22 1/2"
27 1/2W x 23 1/2D	from 22" to 24 1/2"




Trays with no Clamps fit a  
wheelchair with  
Seat Width  
(Outside Edges):

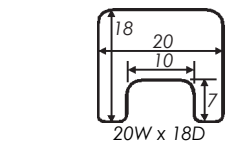
21W x 18D	from 12" to 14"
23 1/2W x 22D	from 14" to 17"
25 1/2W x 22D	from 17" to 19"
27 1/2W x 23 1/2D	from 20" to 21"

## Clear Trays & Woodgrain Trays

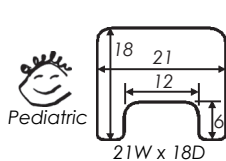
### CLEAR TRAYS WITH ALUMINUM RIM



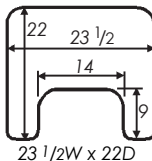
Description	Part Number
<b>3/8" Thick Premium Clear Tray w/Aluminum Rim</b>	
21W x 18D (12x6 body cutout)	T13220X
23 1/2W x 22D	T15220X
25 1/2W x 22D	T16120X
<b>1/4" Thick Medium Durability Clear Tray w/ Aluminum Rim</b>	
21W x 18D (12x6 body cutout)	T43230X
23 1/2W x 22D	T45230X
25 1/2W x 22D	T46130X
20W x 18D, w/E-Z Lock Clamps	31103
21W x 18D, w/E-Z Locks (12x7 body cutout)	31111
23 1/2W x 22D, w/E-Z Lock Clamps	31113
<b>1/4" Thick Medium Durability Clear Tray (no rim)</b>	
21W x 18D (12x6 body cutout)	T43200X
23 1/2W x 22D	T45200X
25 1/2W x 22D	T46100X
<b>1/4" Thick Public Aid Tray w/Aluminum Rim</b>	
Fits 12" Wide Chair, w/Straps	T40246U
Fits 14" Wide Chair, w/Straps	T40346U
Fits 16" Wide Chair, w/Straps	T44346U
Fits 18" Wide Chair, w/Straps	T45446U
<b>1/4" Thick Valueview Tray w/Aluminum Rim</b>	
23 1/2W x 19 1/2D With Straps	T40446U



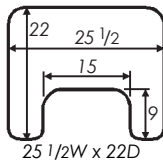
20W x 18D



21W x 18D



23 1/2W x 22D

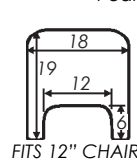


25 1/2W x 22D

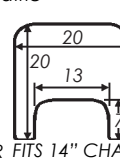


Pediatric

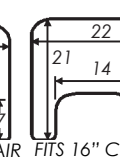
#### PUBLIC AID TRAYS



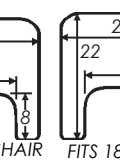
FITS 12" CHAIR



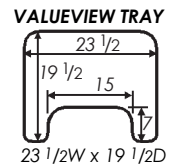
FITS 14" CHAIR



FITS 16" CHAIR



FITS 18" CHAIR



23 1/2W x 19 1/2D



GREAT VALUE

HOOK & LOOP STRAPS



REMOVABLE  
PADDED TRAY TOPS,  
PAGE 118



**Hook & Loop Straps**  
Pair, 2"x 24" 31091

### MEDIUM DURABILITY WOODGRAIN TRAYS

#### Features:

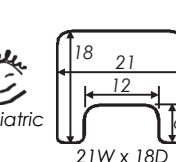
- Made of 3/8" thick 7-ply birch with clear melamine surface



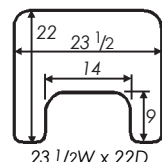
WOODGRAIN



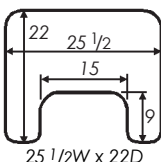
Pediatric



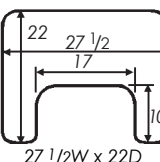
21W x 18D



23 1/2W x 22D



25 1/2W x 22D



27 1/2W x 22D

Description	Part Number	Description	Part Number
<b>Woodgrain Tray w/PVC Rim</b>		<b>Woodgrain Tray (no rim)</b>	
21W x 18D	T53210X	21W x 18D	T53200X
23 1/2W x 22D	T55210X	23 1/2W x 22D	T55200X
25 1/2W x 22D	T56110X	25 1/2W x 22D	T56100X
27 1/2W x 22D	T57110X	27 1/2W x 22D	T57100X

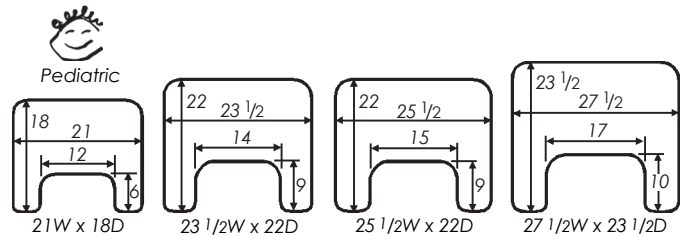
## Padded & Bariatric Trays

### PREMIUM PADDED TRAYS

#### Features:

- Made of 1/2" thick wood covered with 1" thick foam
- Upholstered with black molded satin vinyl

Description	Part Number	Description	Part Number	Description	Part Number
<b>Padded Trays w/ E-Z Lock Clamps</b>		<b>Padded Tray w/ Hook &amp; Loop Straps</b>		<b>Padded Tray only</b>	
21W x 18D	T63201A	21W x 18D	T63206U	21W x 18D	T63200X
23 1/2 x 22	T65201A	23 1/2 x 22	T65206U	23 1/2 x 22	T65200X
25 1/2 x 22	T66101A	25 1/2 x 22	T66106U	25 1/2 x 22	T66100X
27 1/2 x 23 1/2	T67101A	27 1/2 x 23 1/2	T67106U	27 1/2 x 23 1/2	T67100X



Learn all the benefits of  
**EZ Lock Clamps** in this video:

<http://tinyurl.com/EZLockClamps>

Padded Trays fit a wheelchair with Armpad-To-Armpad Width (Outside Edges):	
21W x 18D	from 17 1/4" to 20 1/2"
23 1/2W x 22D	from 20" to 23"
25 1/2W x 22D	from 22" to 25"
27 1/2W x 23 1/2D	from 24 1/2" to 27"

### MEDIUM DURABILITY BARIATRIC TRAYS


#### Features:

- Made of 3/8" thick 7-ply birch with clear melamine surface, or 1/4" thick clear polycarbonate

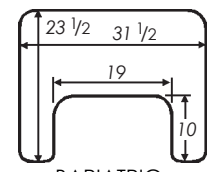
Description	Part Number
Woodgrain, w/Straps & PVC Rim	T59116U
Transparent, w/Straps & Aluminum Rim	T49136U



BARIATRIC WOODGRAIN



BARIATRIC TRANSPARENT



BARIATRIC



REMOVABLE  
PADDED TRAY TOPS,  
PAGE 118



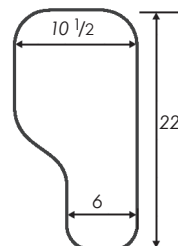
## Padded Half Trays

### TRIMLINE SHAPE PADDED HALF TRAYS

#### Features:

- Trimline shape offers support for people with a weakness on one side
- Upholstered with black satin vinyl over 1" thick foam, on a 1/2" thick wood base
- Easy to wipe clean, and all materials are latex free

Trimline Shape, No Cupholder	
With Adjustable Height Bracket, flip-away	
Right Side	41352*
Left Side	41351*



TRIMLINE

With Invacare® Steel Channel Bracket	
Right Side	30574*
Left Side	30573*

With Permobil® Steel Channel Bracket	
Right Side	30634*
Left Side	30633*

With Quantum®TB3 Steel Channel Bracket	
Right Side	31784*
Left Side	31783*

With Bracket for Standard Permobil®Corpus 3G Armrest	
Right Side	41393
Left Side	41392

With Bracket for Heavy Duty Permobil®Corpus 3G Armrest	
Right Side	41411
Left Side	41410

\* Has multiple T-nut locations on underside of tray so Lateral Arm Pad can be attached (page 140, Lateral Arm Pad Kit sold separately)

Trimline Shape w/Recessed Cupholder	
With Adjustable Height Bracket, flip-away	
Right Side	41307B*
Left Side	41308B*



With Bracket for Standard Permobil®Corpus 3G Armrest	
Right. Side	41398
Left Side	41399

With Standard Steel Channel Bracket	
Right Side	30307*
Left Side	30308*

With Permobil® Steel Channel Bracket	
Right Side	31794*
Left Side	31793*

With Jazzy® Steel Channel Bracket	
Right Side	41354*
Left Side	41355*

With Quantum®TB3 Steel Channel Bracket	
Right Side	31786*
Left Side	31785*

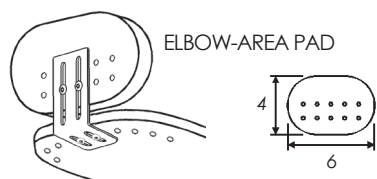
With Bracket for Heavy Duty Permobil®Corpus 3G Armrest	
Right Side	41416
Left Side	41417

\* Has multiple T-nut locations on underside of tray so Lateral Arm Pad can be attached (page 140, Lateral Arm Pad Kit sold separately)

### TRIMLINE HALF TRAY FOR STROKE & LONG TERM CARE PATIENTS

#### Features:

- Adjustable vertical elbow pad attaches in numerous positions around the back end of the half tray
- Recessed cupholder and flip-away bracket



Trimline Shape, w/Pad & Cupholder	
With Adjustable Height Bracket, flip-away	
Right Side	31307
Left Side	31308



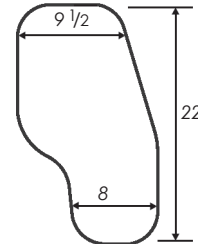
These have multiple T-nut locations on the underside of the tray so our Lateral Arm Pad can also be attached. (Lateral Arm Pad Kit sold separately, page 140) With an elbow-area pad (included) and a lateral pad (optional) these Half Trays (31307 & 31308) become more functional than an arm trough!

# Padded Half Trays

## STANDARD SHAPE PADDED HALF TRAYS

### Features:

- Standard shape offers a larger work surface
- Upholstered with black satin vinyl over 1" thick foam, on a 1/2" thick wood base
- Easy to wipe clean, and all materials are latex free



STANDARD

Standard Shape, No Cupholder	
With Adjustable Height Bracket, flip-away	
Right Side	41350*
Left Side	41353*

With Invacare® Steel Channel Bracket	
Right Side	30576*
Left Side	30575*

With Permobil® Steel Channel Bracket	
Right Side	30636*
Left Side	30635*

With Quantum®TB3 Steel Channel Bracket	
Right Side	31788*
Left Side	31787*

With Bracket for Standard Permobil®Corpus 3G Armrest	
Right Side	41394
Left Side	41395

With Bracket for Heavy Duty Permobil®Corpus 3G Armrest	
Right Side	41412
Left Side	41413

\* Has multiple T-nut locations on underside of tray so Lateral Arm Pad can be attached (page 140, Lateral Arm Pad Kit sold separately)



Standard Shape w/Recessed Cupholder	
With Adjustable Height Bracket, flip-away	
Right Side	41305B*
Left Side	41306B*

With Bracket for Standard Permobil®Corpus 3G Armrest	
Right Side	41396
Left Side	41397

With Standard Steel Channel Bracket	
Right Side	30305*
Left Side	30306*

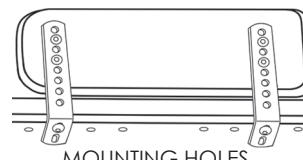
With Permobil® Steel Channel Bracket	
Right Side	31796*
Left Side	31795*

With Jazzy® Steel Channel Bracket	
Right Side	41335*
Left Side	41336*


With Quantum®TB3 Steel Channel Bracket	
Right Side	31790*
Left Side	31789*

With Bracket for Heavy Duty Permobil®Corpus 3G Armrest	
Right Side	41414
Left Side	41415

\* Half Trays marked with an asterisk have multiple T-nut locations on the underside so our Lateral Arm Pad can be attached. (Lateral Arm Pad sold separately, page 140)



MOUNTING HOLES



ADJUSTABLE HEIGHT BRACKET

Half trays with a flip-away Adjustable Height Bracket (page 136) slide on from the front, and flip up and out to the side for easy transfer. Steel Channel Brackets (page 137) and Permobil Brackets (page 134) are also flip-away.



Take a closer look at the Half Tray and the Adjustable Height Bracket with this video:

<http://tinyurl.com/HalfTray-w-Bracket>

## Molded & Padded Half & Three-Quarter Trays

### MOLDED HALF TRAYS

#### Features:

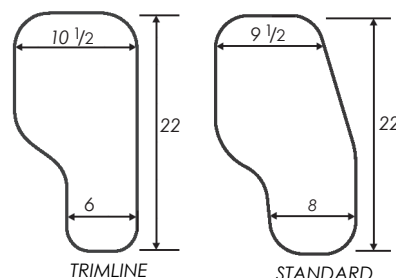
- A 1/2" thick wood base with molded urethane top and sides
- Easy to wipe clean, and all materials are latex free
- Trimline shape offers support for people with weakness on one side
- Standard shape offers a larger work surface
- Recessed cupholder and flip-away bracket



TRIMLINE SHAPE



STANDARD SHAPE



Description	Part Number
<b>Trimline Shape, Molded</b>	
<b>With Adjustable Height Bracket, flip-away</b>	
Right Side	31305
Left Side	31304
<b>With Jazzy® Steel Channel Bracket</b>	
Right Side	30297
Left Side	30296
<b>Standard Shape, Molded</b>	
<b>With Adjustable Height Bracket, flip-away</b>	
Right Side	30384
Left Side	30383
<b>With Jazzy® Steel Channel Bracket</b>	
Right Side	30390
Left Side	30389

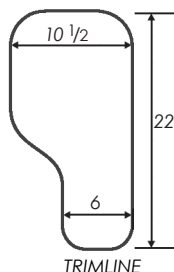
### PADDED HALF & THREE-QUARTER TRAYS

#### Features:

- Swivel Half Tray swivels in for use or out past the center for easy transfer
- Wraparound Half Tray has a user-friendly shape with a larger cutout than our other half trays
- Three-Quarter Tray offers a large work surface and additional support



SWIVEL TRIMLINE SHAPE



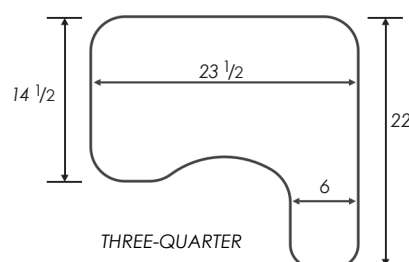
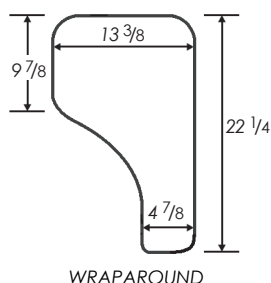
Description	Part Number
<b>Trimline Shape, Swivel</b>	
<b>With Adjustable Height Bracket, fixed</b>	
Right Side	31340R
Left Side	31340L
<b>Wraparound Shape</b>	
<b>With Adjustable Height Bracket, flip-away</b>	
Right Side	31393
Left Side	31392
<b>Three-Quarter Shape</b>	
<b>With Adjustable Height Bracket, flip-away</b>	
Right Side	31310
Left Side	31311



THREE-QUARTER SHAPE



WRAPAROUND SHAPE




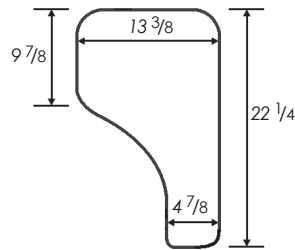


## Wraparound & Flip-Down Half Trays

### WRAPAROUND HALF TRAYS

#### Features:

- Made of  $\frac{3}{8}$ " thick 7-ply birch with clear melamine surface, or  $\frac{3}{8}$ " thick clear polycarbonate
- User-friendly shape has larger cutout for robust users



Description	Part Number
<b>Woodgrain Wraparound Shape</b>	
<b>With Adjustable Height Bracket, flip-away</b>	
Right Side	41365
Left Side	41364
<b>Clear Wraparound Shape</b>	
<b>With Adjustable Height Bracket, flip-away</b>	
Right Side	30331
Left Side	30330



Take a closer look at the Half Tray and the Adjustable Height Bracket with this video:

<http://tinyurl.com/HalfTray-w-Bracket>

### FLIP-DOWN HALF TRAYS

#### Features:

- Same as Wraparound Trays above, with the addition of a double-hinge that allows the Wraparound Tray to flip completely over, down and out of the way
- Tray cutout fits around wheel



Description	Part Number
<b>Woodgrain Flip-Down Half Tray</b>	
<b>With Adjustable Height Bracket, flip-down</b>	
Right Side	30386
Left Side	30385
<b>Clear Flip-Down Half Tray</b>	
<b>With Adjustable Height Bracket, flip-down</b>	
Right Side	30388
Left Side	30387



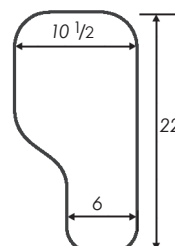


# Clear Half Trays

## TRIMLINE SHAPE CLEAR HALF TRAYS


### Features:

- Trimline shape offers support for people with a weakness on one side
- Made of  $\frac{3}{8}$ " thick clear polycarbonate
- Heavy-duty moisture-resistant tray for institutional or long term care



TRIMLINE

Trimline Shape, No Rim	
With Adjustable Height Bracket, flip-away	
Right Side	41314
Left Side	41315



### With Standard Steel Channel Bracket

Right Side	30314
Left Side	30315

### With Jazzy® Steel Channel Bracket

Right Side	41356
Left Side	41357

### With Invacare® Steel Channel Bracket

Right Side	30570
Left Side	30569

### With Permobil® Steel Channel Bracket

Right Side	30630
Left Side	30629

### With Quantum®TB3 Steel Channel Bracket

Right Side	31780
Left Side	31779

### With Bracket for Standard Permobil®Corpus 3G Armrest

Right Side	41384
Left Side	41385

### With Bracket for Heavy Duty Permobil®Corpus 3G Armrest

Right Side	41402
Left Side	41403

### Trimline Shape w/PVC Rim

### With Adjustable Height Bracket, flip-away

Right Side	41342
Left Side	41343



### With Standard Steel Channel Bracket

Right Side	30343
Left Side	30342

### With Jazzy® Steel Channel Bracket

Right Side	41358
Left Side	41359

### With Quantum®TB3 Steel Channel Bracket


Right Side	31813
Left Side	31812

### With Bracket for Standard Permobil®Corpus 3G Armrest

Right Side	41388
Left Side	41389

### With Bracket for Heavy Duty Permobil®Corpus 3G Armrest

Right Side	41406
Left Side	41407



ADJUSTABLE HEIGHT BRACKET

Half trays with a flip-away Adjustable Height Bracket (page 136) slide on from the front, and flip up and out to the side for easy transfer. Steel Channel Brackets (page 137) and Permobil Brackets (page 134) are also flip-away.



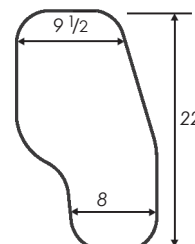

# Clear Half Trays

## STANDARD SHAPE CLEAR HALF TRAYS

### Features:

- Standard shape offers a larger work surface
- Made of 3/8" thick clear polycarbonate
- Heavy-duty moisture-resistant tray for institutional or long term care

Standard Shape, No Rim	
With Adjustable Height Bracket, flip-away	
Right Side	41310
Left Side	41311



STANDARD

With Standard Steel Channel Bracket	
Right Side	30310
Left Side	30311

With Jazzy® Steel Channel Bracket	
Right Side	41330
Left Side	41331

With Invacare® Steel Channel Bracket	
Right Side	30572
Left Side	30571

With Permobil® Steel Channel Bracket	
Right Side	30632
Left Side	30631

With Quantum®TB3 Steel Channel Bracket	
Right Side	31782
Left Side	31781

With Bracket for Standard Permobil®Corpus 3G Armrest	
Right Side	41383
Left Side	41382

With Bracket for Heavy Duty Permobil®Corpus 3G Armrest	
Right Side	41401
Left Side	41400

Standard Shape w/PVC Rim	
With Adjustable Height Bracket, flip-away	
Right Side	41340
Left Side	41341



With Standard Steel Channel Bracket	
Right Side	30312
Left Side	30313

With Jazzy® Steel Channel Bracket	
Right Side	41332
Left Side	41333

With Quantum®TB3 Steel Channel Bracket	
Right Side	31811
Left Side	31810

With Bracket for Standard Permobil®Corpus 3G Armrest	
Right Side	41386
Left Side	41387

With Bracket for Heavy Duty Permobil®Corpus 3G Armrest	
Right Side	41404
Left Side	41405



Take a closer look at the Half Tray and the Adjustable Height Bracket with this video:

<http://tinyurl.com/HalfTray-w-Bracket>

## Woodgrain, Grey & Black Half Trays

### REVERSIBLE WOODGRAIN HALF TRAY KITS

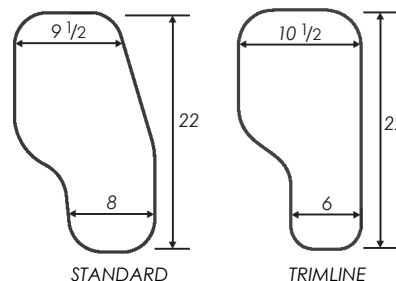
**Features:**

- Made of 3/8" thick 7-ply birch with clear melamine surface

Designed to be assembled by the user, each kit comes complete with one half tray with pre-drilled bracket mounting holes, bracket mounting hardware, and one fixed or flip-away bracket.



Description	Part Number
<b>Woodgrain, Standard Shape</b>	
W/Adjustable Height Bracket, Flip-Away	41328
W/Adjustable Height Bracket, Fixed	41326
W/Invacare® Steel Channel Bracket (Flip)	30578
W/Permobil® Steel Channel Bracket (Flip)	30638
W/Quantum® TB3 Steel Channel Bracket (Flip)	31792
W/Bracket for Standard Permobil® Corpus 3G Armrest	41390
W/Bracket for Heavy Duty Permobil® Corpus 3G Armrest	41408
<b>Woodgrain, Trimline Shape</b>	
W/Adjustable Height Bracket, Flip-Away	41309
W/Adjustable Height Bracket, Fixed	41302
W/Invacare® Steel Channel Bracket (Flip)	30577
W/Permobil® Steel Channel Bracket (Flip)	30637
W/Quantum® TB3 Steel Channel Bracket (Flip)	31791
W/Bracket for Standard Permobil® Corpus 3G Armrest	41391
W/Bracket for Heavy Duty Permobil® Corpus 3G Armrest	41409



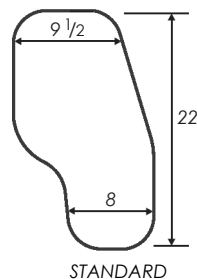
### GREY OR BLACK HALF TRAYS

**Features:**

- Made of 3/8" thick melamine impregnated fiberboard
- Very durable melamine laminate surface



Description	Part Number
<b>Grey, Standard Shape</b>	
<b>With Adjustable Height Bracket, Flip-Away</b>	
Right Side	31347
Left Side	31346
<b>Black w/Cupholder &amp; Rim, Standard Shape</b>	
<b>With Adjustable Height Bracket, Flip-Away</b>	
Right Side	31345R
Left Side	31345L



Half trays with a flip-away Adjustable Height Bracket (page 136) slide on from the front, and flip up and out to the side for easy transfer. Steel Channel Brackets (page 137) and Permobil Brackets (page 134) are also flip-away.



Take a closer look at the Half Tray and the Adjustable Height Bracket with this video:

<http://tinyurl.com/HalfTray-w-Bracket>

CUSTOM SEATING

BODY POSITIONING

WHEELCHAIR TRAYS

ASSISTIVE TECHNOLOGY

PATIENT TRANSFER

# Custom Tray Order Form

Date: \_\_\_\_\_ PO #: \_\_\_\_\_

Contact Person: \_\_\_\_\_ Contact Phone: \_\_\_\_\_

Account #: \_\_\_\_\_ Mark For: \_\_\_\_\_

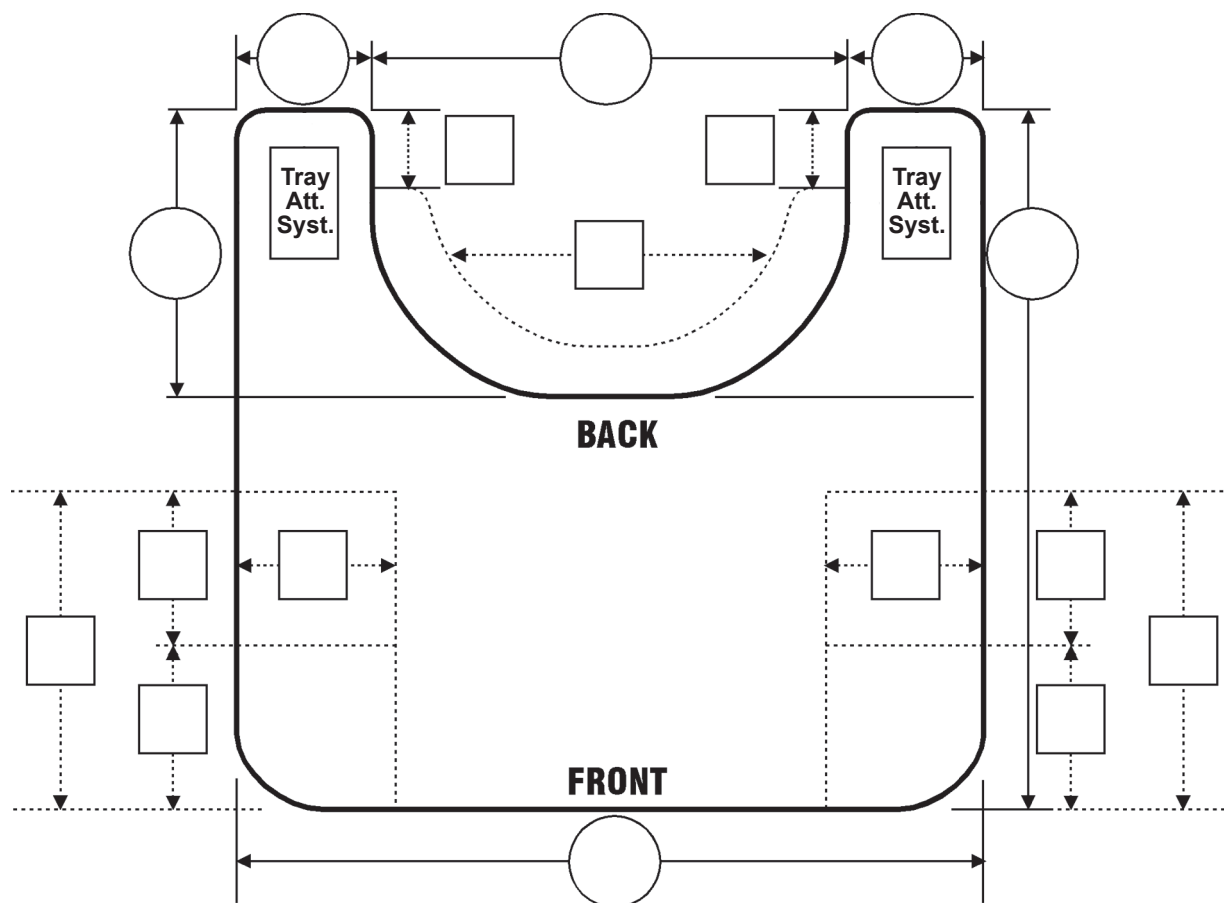
CUSTOM SEATING

BODY POSITIONING

WHEELCHAIR TRAYS

ASSISTIVE TECHNOLOGY

PATIENT TRANSFER



**Dimensions in the circles are required. Dimensions in the squares are optional.**

## Tray Material (Select One)

- ☐ 3/8" Clear Polycarbonate
- ☐ 3/8" Black Laminate
- ☐ 3/8" Grey Laminate
- ☐ 3/8" Birch, Natural Color
- ☐ 1/4" Clear Polycarbonate
- ☐ Padded Black

## Over/Underlay

- ☐ Padded Overlay (inc. hook and loop)
- ☐ Padded Underlay (inc. hook and loop)

Notes: \_\_\_\_\_

## Tray Options - Rim

- ☐ Black PVC (3/8" ONLY)
- ☐ Aluminum (3/8")
- ☐ Aluminum (1/4")
- ☐ Wood Rim (Strips)

## Additional

- ☐ Back Strap
- ☐ Cupholder with Straps -  
Need size and location

## Tray Options - Hardware

- ☐ 2" Hook and Loop Straps
- ☐ Top Drop Clamps\*
- ☐ Standard E-Z Lock Clamps\*
- ☐ Tube Arm E-Z Lock Clamps\*
- U Slide\* ☐ 1 1/2" ☐ 1 1/4" ☐ 1 1/8"
- Z Slide\* ☐ 1 1/2" ☐ 1 1/4" ☐ 1 1/8"
- Top Drop Clamps w/Quantum TB3\*  
☐ 1 1/2" Adaptor Plates  
☐ 7 1/2" Adaptor Plates

**\*Outside To Outside  
Arm Pad Measurement \_\_\_\_\_  
(Required for attaching hardware to tray)**

Standard radius dimensions used on all corners unless otherwise noted.

All trays are provided without hardware, straps, and rim, unless specified.

Custom fabricated trays may not be returned.

Complete accurate dimensions and specifications must be furnished with each tray request prior to manufacturing.

There is an additional charge for attaching hardware.

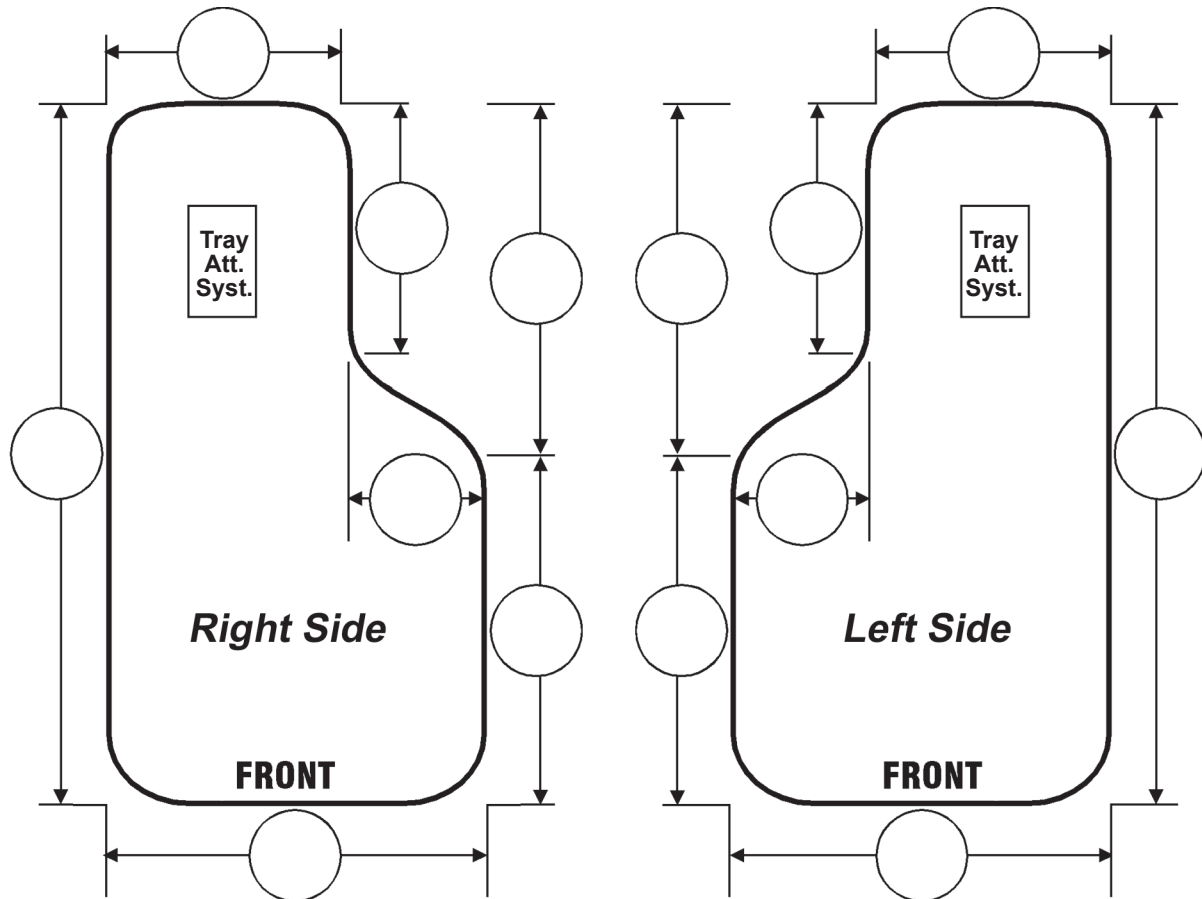


# Custom Half Tray Order Form

Date: \_\_\_\_\_ PO #: \_\_\_\_\_

Contact Person: \_\_\_\_\_ Contact Phone: \_\_\_\_\_

Account #: \_\_\_\_\_ Mark For: \_\_\_\_\_



**You must complete the dimensions in the circles. Diagram is not to scale.**

## Tray Material (Select One)

- ☐ 3/8" Clear Polycarbonate
- ☐ 3/8" Black Laminate
- ☐ 3/8" Grey Laminate
- ☐ 3/8" Birch, Natural Color
- ☐ Padded Black

☐ Other \_\_\_\_\_  
\_\_\_\_\_

## Tray Options

- ☐ Black PVC Rim
- ☐ Adjustable Height Bracket, Flip-Away
- ☐ Adjustable Height Bracket, Fixed
- ☐ Standard Steel Channel Bracket
- ☐ Wide Steel Channel Bracket

- ☐ Quantum TB3 Steel Channel Bracket
- ☐ Permobil Steel Channel Bracket
- ☐ Permobil 3G Hardware, Standard 1"
- ☐ Permobil 3G Hardware, Heavy Duty 1 1/2"

☐ Other \_\_\_\_\_  
\_\_\_\_\_

Notes: \_\_\_\_\_  
\_\_\_\_\_

Standard radius dimensions used on all corners unless otherwise noted.

All trays are provided without hardware, straps, and rim, unless specified.

Custom fabricated trays may not be returned.

Complete accurate dimensions and specifications must be furnished with each tray request prior to manufacturing.

There is an additional charge for attaching hardware.

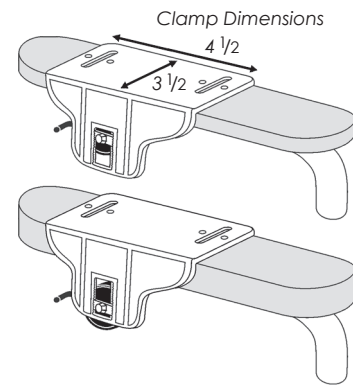
# Locking Hardware

## E-Z LOCK CLAMPS

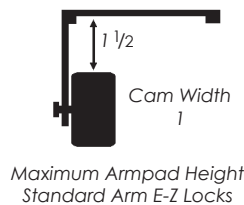
### Features:

- Can be mounted flush to the outside of the armpads when tray width is an issue
- Slide the tray on from the front
- Clamp-on design securely holds tray
- Armpad height and width adjustable
- Durable glass-filled black nylon material features recessed hardware that won't tear armpads
- Sold in pairs, attaching hardware for 3/8" tray included
- Tray has to be 1" greater than the outside-to-outside armpad width

Description	Part Number
<b>E-Z Lock Clamps for chairs with Standard Arms</b>	
Pair	31098
Hardware Kit for 1/4" tray	32201
<b>E-Z Lock Clamps for chairs with Tube Arms</b>	
Pair	31072
Hardware Kit for 1/4" tray	32201

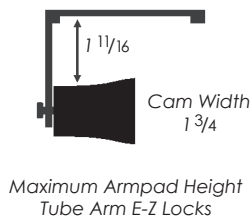
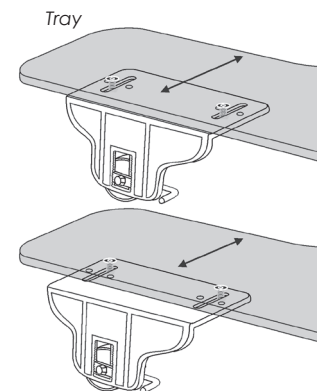


E-Z LOCK CLAMPS ARE DESIGNED FOR CONSIDERABLE ARMPAD-HEIGHT ADJUSTMENT



Maximum Armpad Height  
Standard Arm E-Z Locks

THE 1 3/4" LONG SLOTS IN THE E-Z LOCK CLAMPS ALLOW FOR ARMPAD-WIDTH ADJUSTMENT



Maximum Armpad Height  
Tube Arm E-Z Locks



**Learn all the benefits of EZ Lock Clamps in this video:**

<http://tinyurl.com/EZLockClamps>

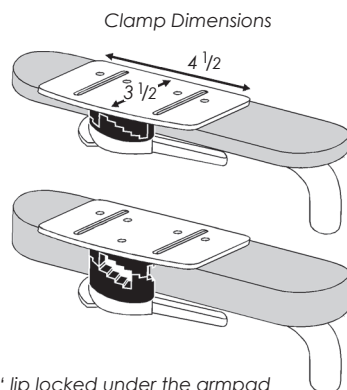
# Locking Hardware

## TOP DROP CLAMPS

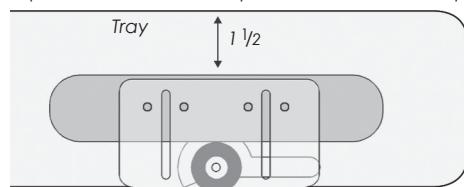
### Features:

- Requiring only  $\frac{3}{8}$ " under-armspad clearance, it's ideal for use when a control system is mounted close to the armspad
- Position the tray straight down from the top without disturbing the joystick or control system
- Clamp-on design securely holds tray
- Armspad height and width adjustable
- Durable glass-filled black nylon material features recessed hardware that won't tear armspads
- Sold in pairs, attaching hardware for  $\frac{3}{8}$ " tray included
- Tray has to be 3" greater than the outside-to-outside armspad width

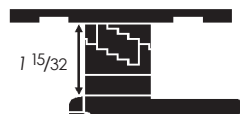
Description	Part Number
Pair	31070
Hardware Kit for $\frac{1}{4}$ " tray	32201



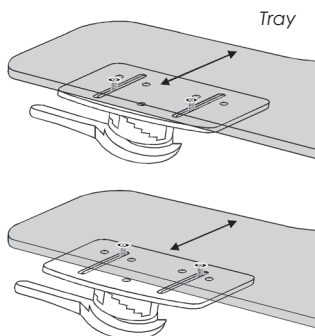
Top view shows the  $\frac{3}{16}$ " lip locked under the armspad




TOP DROP CLAMPS ARE  
DESIGNED FOR CONSIDERABLE  
ARMPAD-HEIGHT ADJUSTMENT



Maximum Armspad Height



THE 2 1/2" LONG SLOTS IN THE  
TOP DROP CLAMPS ALLOW  
FOR CONSIDERABLE  
ARMPAD-WIDTH ADJUSTMENT



**Learn all the benefits of Top  
Drop Clamps in this video:**

<http://tinyurl.com/TopDropClamps>

CUSTOM SEATING

BODY POSITIONING

WHEELCHAIR TRAYS

ASSISTIVE TECHNOLOGY

PATIENT TRANSFER

## Hardware For Quantum TB3 Armrest

Quantum® introduced the TB3 Armrest and customers had challenges mounting trays on it. Therafin has developed a simple adapter to provide the necessary structure to allow Top Drop hardware to work on this armrest. It is a small metal plate that attaches between the armrest pad and the armrest below it. It is available as an adapter kit only or can be purchased with a set of Top Drop clamps.


### ADAPTER PLATES FOR QUANTUM® TB3 ARMREST & FULL TRAYS

#### Features:


- Simple solution -- the only solution on the market
- Easy to install and use
- Armrest performance is not impeded and there is no aesthetic compromise
- 2 sizes available, based on the armrest length
- Allows our popular Top Drop hardware to be used

Description	Part Number
Quantum TB3 Adapter Plates, 11.5" (Long), Pair	31797
Top Drop Clamps, Pair, with Quantum TB3 Adapter Plates, 11.5" (Long), Pair	31060
Quantum TB3 Adapter Plates, 7.5" (Short), Pair	31814
Top Drop Clamps, Pair, with Quantum TB3 Adapter Plates, 7.5" (Short), Pair	31062

OUR 11.5" PLATE FITS QUANTUM 14" LONG ARMREST  
OUR 7.5" PLATE FITS QUANTUM 10" SHORTER ARMREST



ADAPTER PLATES



ADAPTER PLATE



FULL TRAY NOT INCLUDED



USE WITH TOP DROP CLAMP


Therafin also developed a Channel Bracket for mounting half trays on the TB3 Armrest. It is available by itself (below) or pre-installed on Therafin Half Trays (pages 122-123, and 126-127).

### CHANNEL BRACKET FOR QUANTUM® TB3 ARMREST & HALF TRAYS

#### Features:

- Strong and simple, once installed there are no removable pieces
- Slide the half tray on from the front, and flip up and out to the side for easy transfer
- Sold individually, attaching hardware for 3/8" tray included

Description	Part Number
Quantum TB3 Channel Bracket (1)	31778
Hardware Kit for 1/4" tray	32207



CHANNEL BRACKET

HALF TRAY NOT INCLUDED



## Hardware For Permobil Corpus 3G Armrest

Therafin designed this hardware specifically to fit a Permobil® Corpus 3G seating system. They are available in two sizes to fit the two types of 3G armrests, Standard or Heavy Duty.

### PERMOBIL® CORPUS 3G HARDWARE

#### Features:

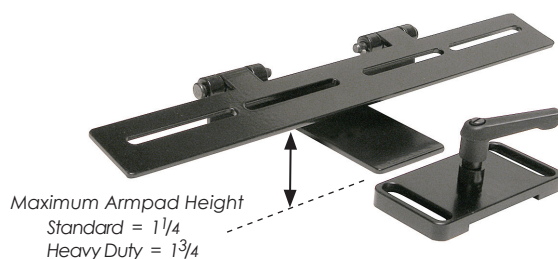
- Flips a half tray up and out to the side for easy transfer
- Sold individually, attaching hardware for 3/8" tray included

#### Description

#### Part Number

3G Hardware for Standard 3G Armrest 41380

3G Hardware for Heavy Duty 3G Armrest 41381



Also available pre-installed on Therafin Half Trays (pages 123-124, and 127-128).

CUSTOM SEATING

BODY POSITIONING

WHEELCHAIR TRAYS

ASSISTIVE TECHNOLOGY


PATIENT TRANSFER

## Slide-On Hardware

### Z TRAY SLIDE BRACKETS, 14" LONG

**Features:**

- Slide the tray on from the front
- Spacers help accommodate differing arm pad thicknesses
- Can be mounted inside or outside the armpads
- Sold in pairs, attaching hardware for 3/8" tray included



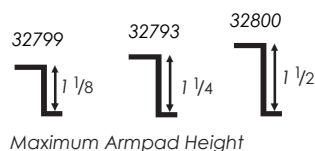
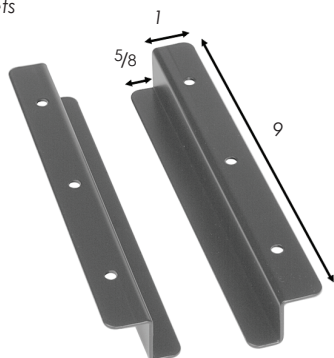
Description	Part Number
1" Pair	32747
Hardware Kit for 1/4" tray	Ask For More Info

### Z TRAY SLIDE BRACKETS, 9" LONG

**Features:**

- Slide the tray on from the front
- Available for 1 1/8", 1 1/4" or 1 1/2" armpads
- Can be mounted inside or outside the armpads
- Sold in pairs, attaching hardware for 3/8" tray included

All Brackets

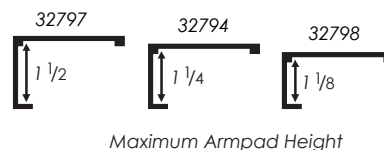
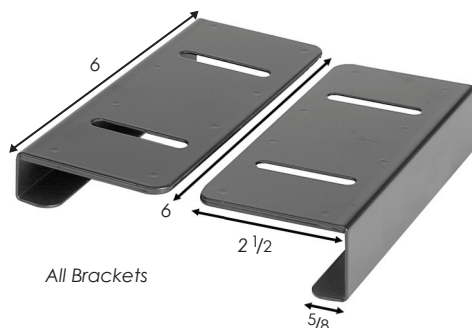


Description	Part Number
1 1/8" Pair	32799
1 1/4" Pair	32793
1 1/2" Pair	32800
Hardware Kit for 1/4" tray	32203

### U ADJUSTABLE WIDTH TRAY SLIDE BRACKETS

**Features:**

- Slide the tray on from the front
- Available for 1 1/8", 1 1/4" or 1 1/2" armpads
- The 1 3/4" long slots allow for armpad-width adjustment
- Sold in pairs, attaching hardware for 3/8" tray included



Description	Part Number
1 1/8" Pair	32798
1 1/4" Pair	32794
1 1/2" Pair	32797
Hardware Kit for 1/4" tray	32201


## Slide-On Hardware

### ADJUSTABLE HEIGHT CHANNEL BRACKET

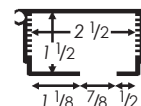
**Features:**

- Flip-away version for half trays, and fixed version for either full or half trays
- Slide the tray on from the front
- Armpad height adjustable
- Two strong fiberglass-reinforced sliders included, use together for maximum support of extra weight or extreme pressure
- Sold individually, attaching hardware for 3/8" tray included

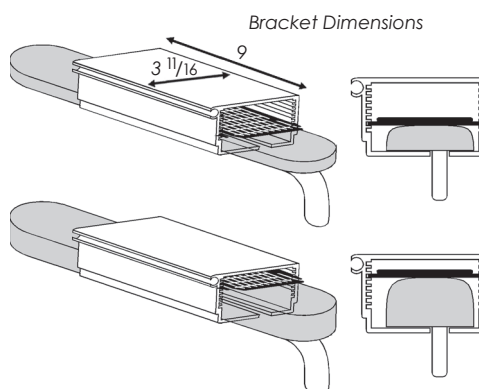
Description	Part Number
Fixed	31897A
Flip-Away	31901A
Replacement Sliders (2)	30301
Flip 1/4" Hardware Kit	32207
Fixed 1/4" Hardware Kit	32209



BRACKET IS DESIGNED FOR CONSIDERABLE ARMPAD-HEIGHT ADJUSTMENT



Maximum Armpad Size



Learn more about the Adjustable Height Bracket with this video:

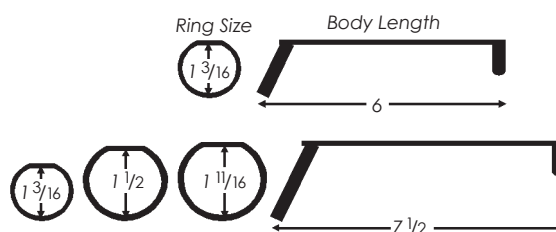
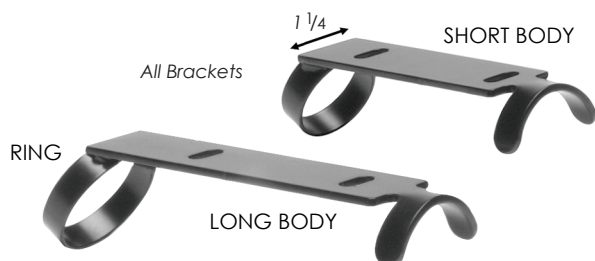
<http://tinyurl.com/HalfTray-w-Bracket>

### TUBE ARM BRACKETS

**Features:**

- Slide the tray on from the front
- Fits various tube arm sizes
- Sold in pairs, attaching hardware for 3/8" tray included

Description	Part Number
Short 6" Body Length, 1 3/16" I.D. Ring Size	31908
Long 7 1/2" Body Length, 1 3/16" I.D. Ring Size	31907
Long 7 1/2" Body Length, 1 1/2" I.D. Ring Size	31904
Long 7 1/2" Body Length, 1 11/16" I.D. Ring Size	31902
Hardware Kit for 1/4" tray	32211



CUSTOM SEATING

BODY POSITIONING

WHEELCHAIR TRAYS

ASSISTIVE TECHNOLOGY

PATIENT TRANSFER

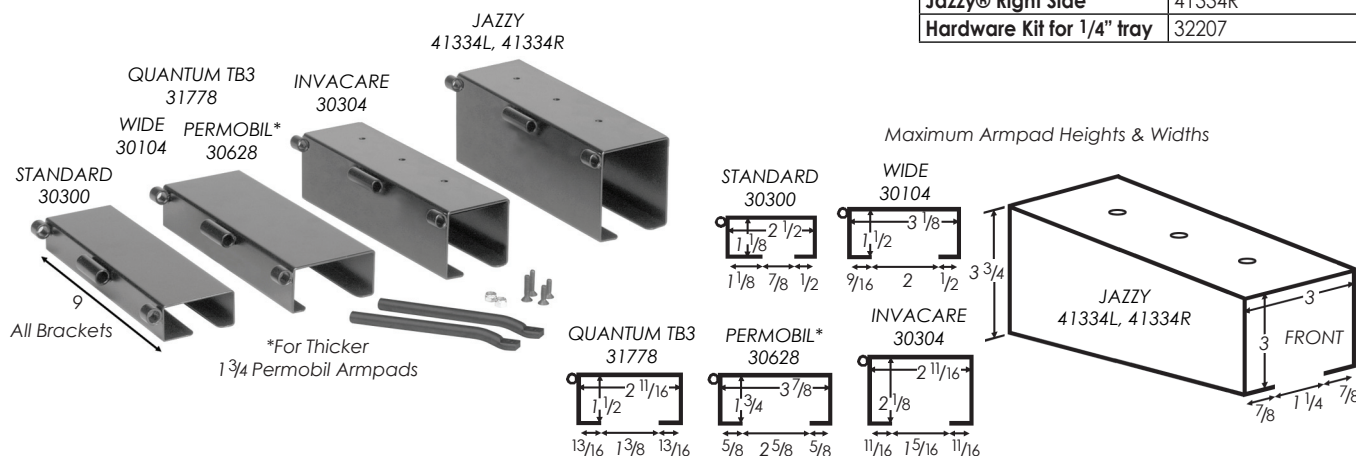
## Slide-On Hardware & Straps

### STEEL CHANNEL BRACKETS

#### Features

- Strong and simple for institutional use, once installed on a tray there are no removable pieces
- Slide the tray on from the front
- Flip-away design
- Sold individually, attaching hardware for 3/8" tray included

Description	Part Number
Standard	30300
Wide	30104
Quantum® TB3	31778
Permobil®	30628
Invacare®	30304
Jazzy® Left Side	41334L
Jazzy® Right Side	41334R
Hardware Kit for 1/4" tray	32207

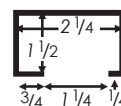



### ECONOMY ARM CHANNEL BRACKET

#### Features:

- Simple and economical black PVC extrusion
- Use with half trays and full trays
- Slide the tray on from the front
- Sold individually or in pairs, attaching hardware for 3/8" tray included

Description	Part Number
Bracket (1)	31896
Bracket (Pair)	31894
Bracket w/ Adhesive (Pair)	31893
Hardware Kit for 1/4" tray	32217




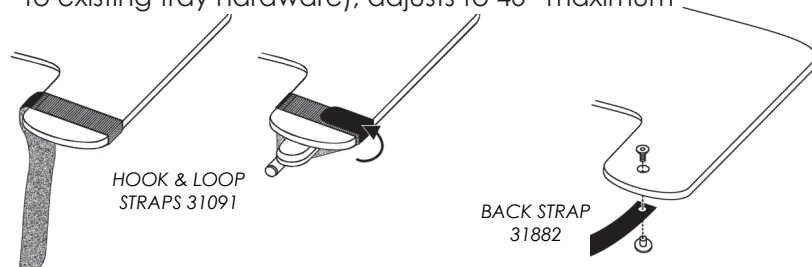
Maximum Armpad Size

### HOOK & LOOP STRAPS/ BACK STRAP

#### Features:

- Use by itself or with any other attaching system
- Hook & Loop Straps are 2" wide, 24" long, with extra long adhesive, and are sold in pairs
- Back Strap is a 1" wide black nylon strap with black plastic buckles, attaching hardware is included (may also be attached to existing tray hardware), adjusts to 40" maximum

Description	Part Number
Hook & Loop Straps, Pair	31091
Back Strap	31882





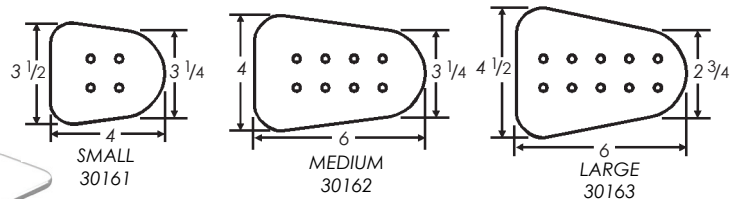

## Accessories

### CENTER MOUNT SUPPORT TRAYS

#### Features:

- Height adjustable tray is independent of arm pads
- Removable tray with flip-down bracket and neoprene sleeve
- Made of 3/8" clear polycarbonate or 3/8" melamine impregnated fiberboard with grey surface
- Optional abductor interface kit includes abductor pad and mounting bracket

Description	Part Number
<b>3/8" Clear Polycarbonate Center Mount Support Tray</b>	
Small, 14" x 16", 11 1/2" bracket height	31481
Medium, 16" x 16", 13" bracket height	31482
Large, 18" x 16", 14 1/2" bracket height	31483
<b>3/8" Grey Melamine Center Mount Support Tray</b>	
Small, 14" x 16", 11 1/2" bracket height	31479
Medium, 16" x 16", 13" bracket height	31484
Large, 18" x 16", 14 1/2" bracket height	31487
<b>Abductor Interface Kit</b>	
Small abductor pad with bracket	30161
Medium abductor pad with bracket	30162
Large abductor pad with bracket	30163
<b>Replacement Neoprene Sleeve for Center Mount Hardware</b>	
Small sleeve	30550
Medium sleeve	30551
Large sleeve	30552



Optional Abductor Pad Kit is purchased separately from Support Tray

### ARM CUFF KIT

#### Features:

- Hook and loop material holds adjustable arm cuff and straps together
- Straps attach easily to the underside of your tray

Description	Part Number
Arm Cuff Kit	32343



Tray not included

### GEL ELBOW PADS, PAIR

#### Features:

- Made of 1/2" Gel with Dartex® and vinyl cover
- Hook and loop included for attaching to your tray



DIMENSIONS™ GEL

WE USE

**SynerGel™**  
Dynamic Floatation Polymer

Tray not included



## Accessories

### HEAVY DUTY TOP DROP EASEL

#### Features:

- Attaches to PVC rim on our premium trays
- Transparent polycarbonate
- Large front lip holds a book or magazine
- The angle is adjustable

Description	Part Number
21W x 18D, 12 x 6 Body Cutout	31354
23.5W x 22D, 14 x 9 Body Cutout	31357
25.5W x 22D, 15 x 9 Body Cutout	31360
27.5W x 23.5D, 17 x 10 Body Cutout	31363
Rim Kit	31353

Tray not included



### TRAY EASEL

#### Features:

- Use on any tray that has a front rim
- Completely adjustable, freestanding, removable
- 18 1/2" wide, 12" tall

Description	Part Number
Transparent polycarbonate	31140




### BELLY BUMPER PAD

#### Features:

- Foam tube to wrap around the body cutout of a tray for those that need padding
- Easy to install with included adhesive tape
- Fits most trays
- Pad is 26" long
- 3" of adhesive tape included

Description	Part Number
Tray, Belly Bumper Pad	33199



### EXTENDA-ARM TRAY SUPPORT


#### Features:

- Increase the available tray support range up to 8 1/2" in front of the armpad
- Attaches under a standard desk armpad
- Reversible, can be used on either side of the chair
- Sold individually

Description	Part Number
Extenda-Arm Tray Support	31094



Tray not included

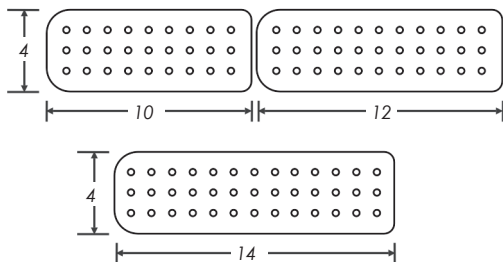


## Accessories

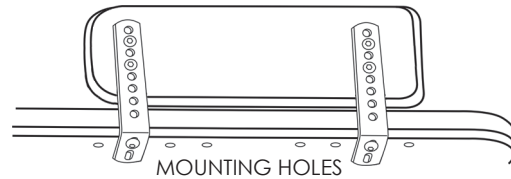
### LATERAL ARM PAD FOR PADDED HALF TRAYS

#### Features:

- Easily attaches to the mounting holes on the underside of Padded Half Trays on pages 122-123 (purchase Padded Half Tray separately)
- 1/2" medium foam over 3/8" plywood base
- Black reverse Dartex contact surface, black neoprene on back side
- Includes pad, mounting brackets and hardware



Description	Part Number
10" x 4" Pad, brackets, hardware	31394
12" x 4" Pad, brackets, hardware	31395
14" x 4" Pad, brackets, hardware	31396

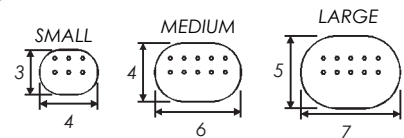
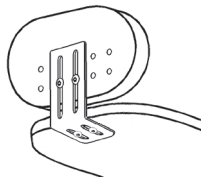


**ADD LATERAL PAD & UTILITY PAD FOR ARM SUPPORT!**

### UTILITY PAD

#### Features:

- Black textured urethane self-skinning foam
- All pads are 1 1/4" thick
- Mounting holes are 1" on center
- The 1/4-20 t-nuts are embedded in all the mounting holes
- Kits include pad(s), mounting bracket(s) and hardware



Description	Part Number
Small Pad only	31460S
Medium Pad only	31460M
Large Pad only	31460L
Mounting Bracket only	32623
Kit with 1 Medium Pad	32704
Kit with 2 Medium Pads	32703

### FOREARM PAD

#### Features:

- 1" thick foam covered with black molded vinyl
- T-nuts embedded in wood base for quick fastening to tray
- Attaching hardware not included
- 4" x 8", 1 1/2" tall, sold single or in pairs

Description	Part Number
Forearm Pad (1)	32734
Forearm Pads, Pair	32733



CUSTOM SEATING

BODY POSITIONING

WHEELCHAIR TRAYS

ASSISTIVE TECHNOLOGY

PATIENT TRANSFER




Accessories

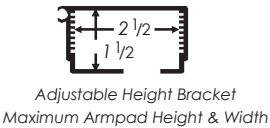
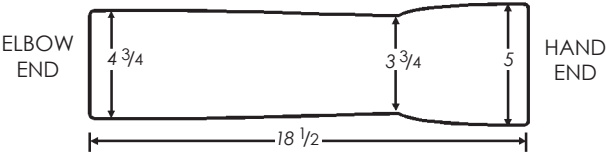
FIXED ARM TROUGH

- Features:
- Provides front of hand protection
  - Black molded heavy duty plastic with black foam padding
  - Pre-installed Adjustable Height Channel Bracket
  - Optional strap kit helps keep arm in trough

Description	Part Number
Black Foam Pad, Right	32339R
Black Foam Pad, Left	32339L
Strap Kit for Arm Trough	32340



ARM AREA DIMENSIONS

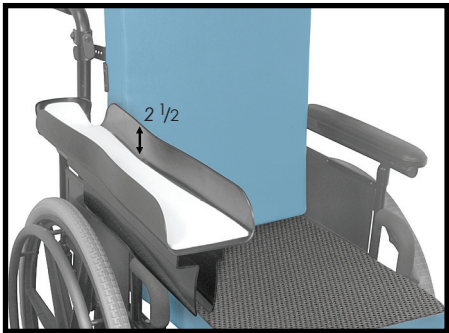


Adjustable Height Bracket  
Maximum Armpad Height & Width

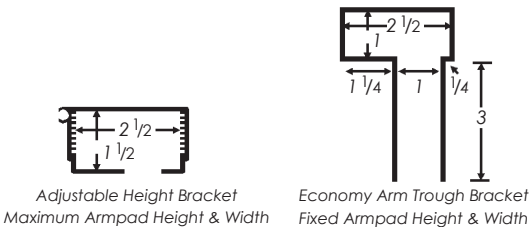
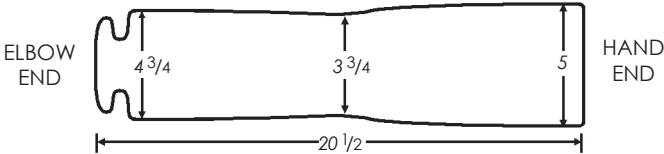
ECONOMY ARM TROUGH

- Features:
- Black molded plastic with foam padding and elbow stop
  - Use with Economy Arm Trough or Adjustable Height Bracket
  - Reversible, can be used for right or left arm
  - Open hand design

Description	Part Number
Economy Arm Trough	
w/Adjustable Height Bracket	31351
w/Economy Bracket	31372



ARM AREA DIMENSIONS



Adjustable Height Bracket  
Maximum Armpad Height & Width

Economy Arm Trough Bracket  
Fixed Armpad Height & Width

CUSTOM SEATING

BODY POSITIONING

WHEELCHAIR TRAYS

ASSISTIVE TECHNOLOGY

PATIENT TRANSFER



## Communication Mounts & Device Holders

### COMMUNICATION MOUNTS

What type of Mount do you need?

- A Frame Mount** attaches to vertical frame member
- B Armrest Mount** attaches between arm pad and armrest tube
- C Tray Mount** attaches to tray surface with suction cup
- D Seat Cushion Mount** attaches between seat sling and cushion
- P Channel Mount** attaches to channel (track) on the armrest, back or seat of a Permobil® Corpus 3G chair or a Pride® Quantum TB3 chair

- **Mount Extension Kit** adds extra length to any mount
- Communication Mounts can be used with any of the Device Holders below

Length is shown for the piece included with Tray Mount Hardware (C). Tablet holder sold separately.



Description	Part Number
<b>Communication Frame Mounts</b>	
Fits 3/4", 7/8", & 1" frame tubing	32350
Fits 1 1/8" frame tubing	32368
Fits 1 1/4" frame tubing	32365
Fits 1 3/8" frame tubing	32366
<b>Communication Armrest Mount</b>	32351
<b>Communication Tray Mount</b>	32352
<b>Communication Seat Cushion Mount</b>	32374
<b>Communication Channel Mounts</b>	
Fits Permobil® Corpus 3G Channel	32349
Fits Pride® Quantum TB3 Channel	32367
<b>Communication Mount Extension Kit</b>	32360



**SELECT A CHAIR MOUNT AND A DEVICE HOLDER FOR A COMPLETE SOLUTION!**

### DEVICE HOLDERS

What Device do you have?

- E iPad Mount** spring loaded cradle fits Apple iPad 1, 2, 3 and 4
- iPad Mini Mount** spring loaded cradle fits Apple iPad Mini and other small tablets (Amazon Kindle Fire, Google Nexus 7, Motorola XYBOARD 8.2)
- iPad Air with Case, Skin or Sleeve** spring loaded cradle fits Apple iPad Air 1-2 with case and other tablets with case (Fits dimensions: Height 9.5"-12.125", Width 6.55"-7.43", Depth 0.3"-0.875")
- iPad, Locking, with LifeProof or Lifedge Case** spring loaded cradle fits Apple iPad 1-4 with case and other tablets with case (Fits dimensions: Height 9.25"-11.25", Width 6.375"-8.25", Depth 0.13"-1.1")

- F 7" Tablet Mount** spring loaded with 4 rubber tips fits most 7" tablets (Amazon Kindle, Kindle Fire and Fire HD, Apple iPad Mini, Google Nexus 7, Samsung Galaxy Tab 7" and Galaxy Tab A, S and S2 8")

**10" Tablet Mount** spring loaded with 6 rubber tips fits most 10" tablets (Apple iPad Air 2 and 1, iPad 4 with Lightning Connector, iPad 3 and 2, Microsoft Surface Pro 4 without case, Samsung Galaxy 10" and Galaxy Tab A, S and S2 10")

- G Smart Phone Mount** compact spring loaded with 4 rubber tips fits a wide variety of smart phones (including Apple iPhones and iPods, maximum width 3.25")

**Large Smart Phone Mount** spring loaded with 4 rubber tips fits larger phones/phablets (includes Apple iPhone 6, 6 Plus, 6s and 6s Plus, Nexus 6 and 5, Samsung Galaxy S6, S5, S4 and S3, Samsung Galaxy Note 4, 3, 2 and 1, maximum width 4.5")

**Quick Grip Phone Mount** spring loaded hook cradle fits many different kinds of cell phones and small electronic devices (Fits dimensions: Height 4.75"-6.25", Width 2.25"-3.25")

- Device Holders can be set in the horizontal or vertical orientation, and can be used with any of the Communication Mounts above

Description	Part Number
<b>iPad Mounts</b>	
iPad Mount	32355
iPad Mini Mount	32356
iPad Air with Case, Skin or Sleeve	32301
iPad, Locking, with LifeProof or Lifedge Case	32300
<b>Tablet Mounts</b>	
7" Tablet Mount	32357
10" Tablet Mount	32358
<b>Smart Phone Mounts</b>	
Smart Phone Mount	32359
Large Smart Phone Mount	32354
Quick Grip Phone Mount	32373

CUSTOM SEATING

BODY POSITIONING

WHEELCHAIR TRAYS

ASSISTIVE TECHNOLOGY

PATIENT TRANSFER

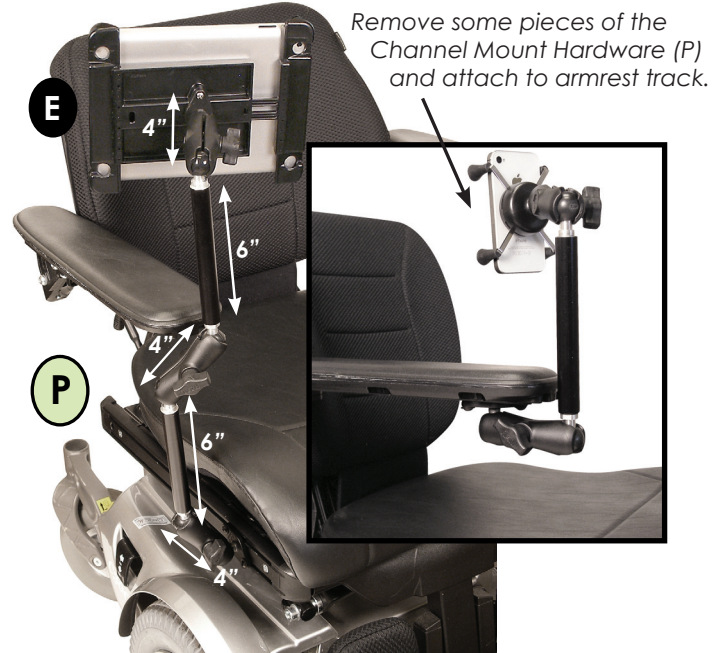
Lengths are shown for all the pieces included with Frame Mount Hardware (A). iPad holder sold separately.

Lengths are shown for all the pieces included with Armrest Mount Hardware (B). Smart Phone holder sold separately.

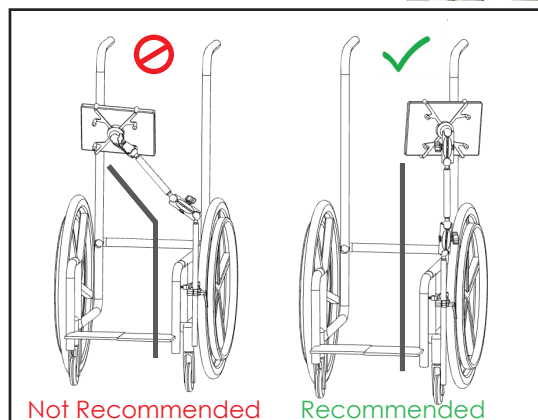


Lengths are shown for all the pieces included with Channel Mount Hardware (P). iPad holder sold separately.

Lengths are shown for all the pieces included with Seat Cushion Mount Hardware (B). Quick Grip Phone holder sold separately.



Tablets mounted more toward the midline of the chair may not hold securely (see first image on the left). See recommended mounting orientation (see second image on the right) to make sure your device is mounted correctly.



CUSTOM SEATING

BODY POSITIONING

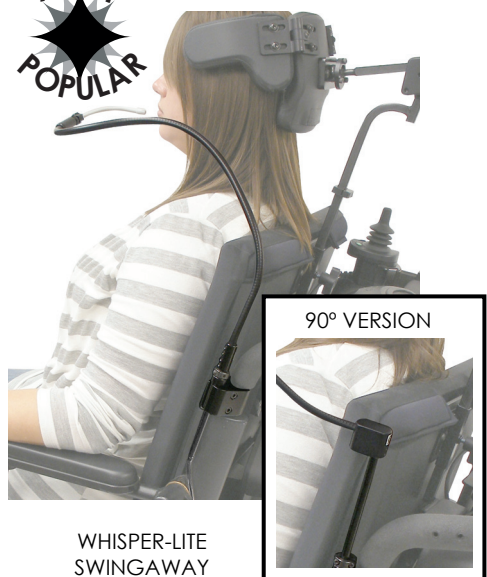
WHEELCHAIR TRAYS

ASSISTIVE TECHNOLOGY

PATIENT TRANSFER

# Sip-N-Puff Systems

**MOST  
POPULAR**



WHISPER-LITE  
SWINGAWAY  
SIP-N-PUFFS



STATIONARY SIP-N-PUFF



SIP-N-PUFFS FOR EVALUATION PURPOSES

CUSTOM SEATING

BODY POSITIONING

WHEELCHAIR TRAYS

ASSISTIVE TECHNOLOGY

PATIENT TRANSFER

## WHISPER-LITE SWINGAWAY SIP-N-PUFFS \*

### Features:

- Moderate flexibility, ideal for everyday use
- Slim black design reduces the visibility of the unit
- Unit swings out of the way without changing the air tube-to-mouth position
- Can also be placed in a fixed position
- Figure-8 clamp holds the entire unit securely to chair frame tubing

Description	Part Number
24" Gooseneck for 7/8" chair frame	32651
24" Gooseneck for 1" chair frame	32658
90° version, 24", for 7/8" chair frame	32555
90° version, 24", for 1" chair frame	32559

\* SIP-N-PUFFS INCLUDE 3 AIR TUBE STRAWS AND 2 SALIVA TRAPS.  
REPLACEMENTS AVAILABLE ON PAGE 145

## STATIONARY SIP-N-PUFF \*

### Features:

- Rigid flexibility, ideal when minimum gooseneck adjustment is desired
- Gooseneck is heavy chromed flexible metal tubing
- Figure-8 clamp holds the entire unit securely to chair frame tubing

Description	Part Number
24" Gooseneck for 7/8" chair frame	32670
24" Gooseneck for 1" chair frame	32648

\* SIP-N-PUFFS INCLUDE 3 AIR TUBE STRAWS AND 2 SALIVA TRAPS.  
REPLACEMENTS AVAILABLE ON PAGE 145

## SIP-N-PUFFS FOR EVALUATION PURPOSES \*

### Features:

- Very flexible evaluation units
- Flex-Loc version blue noduled gooseneck can be shortened or lengthened
- Snap-Loc version black noduled gooseneck is available in two lengths
- Figure-8 clamp holds the entire unit securely to chair frame tubing

Description	Part Number
Flex-Loc 16" Gooseneck (blue) for 7/8" chair frame	32681
Flex-Loc 16" Gooseneck (blue) for 1" chair frame	32697
Flex-Loc 6" Extension (blue)	32683
Snap-Loc 16" Gooseneck (black) for 7/8" chair frame	32693
Snap-Loc 16" Gooseneck (black) for 1" chair frame	32687
Snap-Loc 30" Gooseneck (black) for 7/8" chair frame	32694
Snap-Loc 30" Gooseneck (black) for 1" chair frame	32688

\* SIP-N-PUFFS INCLUDE 3 AIR TUBE STRAWS AND 2 SALIVA TRAPS.  
REPLACEMENTS AVAILABLE ON PAGE 145



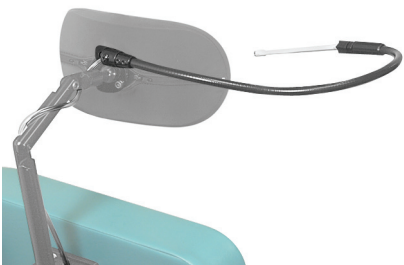
# Sip-N-Puff Accessories

**HEAD MOUNT SIP-N-PUFF**

Features:

- Sip-N-Puff mounts to your headrest
- 18" flexible shaft
- Includes 3 air tube straws, 2 saliva traps, and plenty of tubing to interface with control box

Description	Part Number
Head Mount Sip-N-Puff	32553

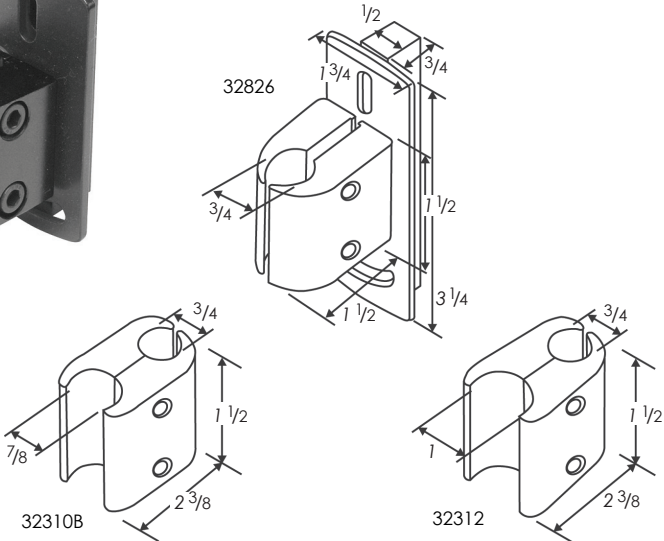


**SIP-N-PUFF REPLACEMENT PARTS**

Features:

- Saliva Trap is a biomedical disposable filter
- Air Tube Straw is a 5 1/2" long disposable straw with molded tip that can be bent and hold its shape
- Fits into standard 1/4" compression fitting

Description	Part Number
<b>Saliva Traps</b>	
5-Pack	32661
<b>1/8" I.D. Clear Vinyl Tube</b>	
5 Yards	30088
<b>Air Tube Straws</b>	
10-Pack	32698
100-Pack	32662
<b>Other Sip-N-Puff Replacement Parts</b>	
Multimount Clamp	32826
Figure-8 Clamp, 3/4" to 7/8"	32310B
Large Figure-8 Clamp, 3/4" to 1"	32312
Straight Compression Fitting	32664
90° Compression Fitting	32682
<b>Sip-N-Puff Replacement Kit:</b> Includes 5 Saliva Traps, 10 Air Tube Straws, 5 yards Clear Vinyl Tube	32663



CUSTOM SEATING

BODY POSITIONING

WHEELCHAIR TRAYS

ASSISTIVE TECHNOLOGY

PATIENT TRANSFER



## Midline Control Mounts

### SOFTLINE COLLAR & BRIDGE KIT

#### Features:

- Allows user to have a full range of movement
- Securely holds a control device in a stationary position relative to the user
- Softline Collar has a padded flexible upper strap with a quick release buckle, the other version has a semi-rigid upper strap
- Lower hook and loop stabilization strap secures the unit to the body
- Pre-drilled holes on the collar enable a variety of adjustments
- 3/8" rod



Description	Part Number
Softline Collar & Bridge Kit	32685
Softline Collar only	32674
Collar & Bridge Kit	32669
Collar only	32668
Bridge Assembly	32675

CONTROL DEVICE SWITCH  
(not included) MOUNTS  
TO THE BRIDGE



### SURELOCK MIDLINE SWINGAWAY SYSTEM

#### Features:

- Holds joystick or chin control at midline or chin level
- Swings out of the way without changing the position of the control system mounted to it
- Customizes to a variety of horizontal and vertical midline positions
- Two sizes available, 7/8" and 1"
- Figure-8 clamp holds the entire unit securely to wheelchair's vertical frame tubing, on either the right or left side
- Optional Multimount Adaptor available

Description	Part Number
Unit for 7/8" chair frame	32691
Unit for 1" chair frame	32695
Multimount Adaptor	32826



SWINGS OUT OF THE WAY

THIS EXAMPLE USES OPTIONAL MULTIMOUNT ADAPTOR

CUSTOM SEATING

BODY POSITIONING

WHEELCHAIR TRAYS

ASSISTIVE TECHNOLOGY


PATIENT TRANSFER

# Component Mounts

## JOYSTICK EXTENSIONS

### Features:

- Ultra-light design
- Low profile and regular designs
- Installs quickly and easily with set screw, hex key included



Description	Part Number
<b>Low Profile 1" Stem</b>	
Goal Post	31946
T-Bar	31943
Post	31944
<b>1 1/2" Stem</b>	
Goal Post	31947
T-Bar	31945
Post	31949



GOAL POST



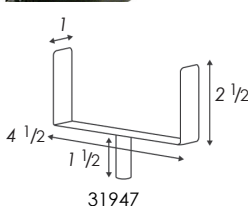
LOW PROFILE GOAL POST



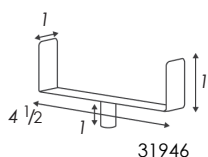
POST



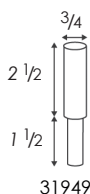
T-BAR



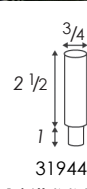
31947



31946

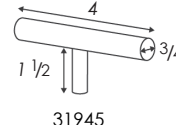


31944

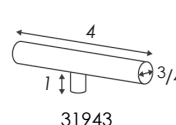


31943

All 1/4" INNER DIAMETER



31945




31943

## DISPLAY BOOM MOUNT

### Features:

- Use to position joystick or touch switch
- Includes bracket to interface with P&G hole pattern
- Mounting hardware is not included



Switch and mounting hardware not included

Description	Part Number
<b>3/4" Boom Mount</b>	32666

## MULTI-SWITCH MOUNT

### Features:

- Versatile switch mounting system attaches to wheelchair or bed tubing
- Stiffened gooseneck allows for easy, stable positioning
- Gooseneck measures 24" and is removable from the shaft receptacle by simply loosening a thumb screw



Description	Part Number
<b>Multi-Switch Mount</b>	32302

## FLEX HEADREST SWITCH MOUNT

### Features:

- Mounting tabs on both ends
- Shaft connects switches to your headrest
- Can be used for tap switches, and is ideal for proximity and fiber optic switches
- Overall length is 18"
- Mounting hardware is not included

Description	Part Number
<b>Flex Headrest Switch Mount</b>	32554



CUSTOM SEATING

BODY POSITIONING

WHEELCHAIR TRAYS

ASSISTIVE TECHNOLOGY

PATIENT TRANSFER

# Heavy Duty Boards

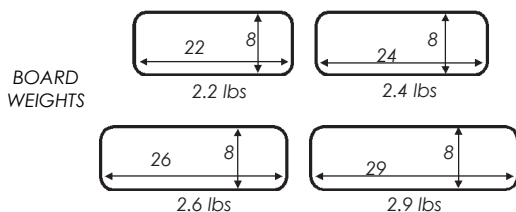
## THERASLIDE TRANSFER BOARDS

### Features:

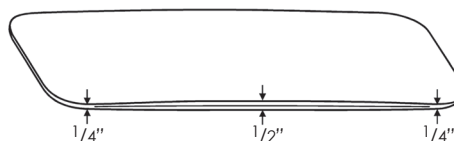
- Premium transfer boards with tapered ends
- 7-ply birch wood base, with 3 additional plies laminated on top
- Walnut stained, clear seal
- 1/2" thick in the center, 1/4" thick at either end
- Smooth uninterrupted surface from end to end
- Stress tested to hold up to 450 pounds



31520 Pictured



Description	Part Number
<b>Plain</b>	
29"	31504
<b>Hand Hole</b>	
24"	31508
<b>Two Hand Holes</b>	
29"	31511
<b>Hand Hole &amp; Notches</b>	
22"	31517
24"	31518
<b>2 Hand Holes &amp; Notches</b>	
26"	31519
29"	31520
<b>Perpendicular Hand Holes</b>	
24"	31470
29"	31472



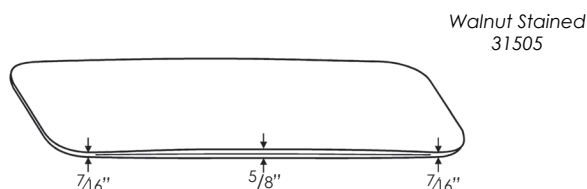
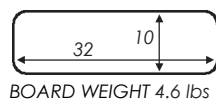
## BARIATRIC TRANSFER BOARDS

### Features:

- Premium transfer boards with two hand holes and tapered ends
- 9-ply birch wood base, with 3 additional plies laminated on top
- Walnut stained or natural color, both are clear sealed
- 5/8" thick in the center, 7/16" thick at either end
- Smooth uninterrupted surface from end to end
- Stress tested to hold up to 650 pounds

Description	Part Number
Walnut stained with two hand holes	31505
Natural color with enlarged hand holes	31529

**BARIATRIC - HOLDS UP TO 650 POUNDS!**

Walnut Stained  
31505

BOARD WEIGHT 4.6 lbs

Natural Color  
31529

CUSTOM SEATING

BODY POSITIONING

WHEELCHAIR TRAYS

ASSISTIVE TECHNOLOGY

PATIENT TRANSFER



# Standard Duty Boards

## SUPERSLIDE TRANSFER BOARD

### Features:

- Standard duty boards
- 3/8" thick 7-ply birch with clear melamine surface
- Splinter-free surface with no lacquer to wear off
- Stress tested to hold up to 400 pounds

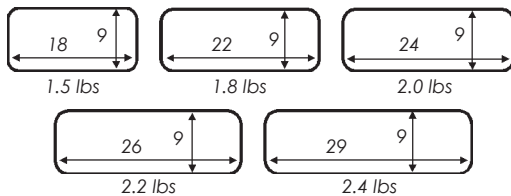
Large Hand Hole  
w/ Non-Skid Pad



Large Hand Hole & Standard Hand  
Hole w/ Non-Skid Pad



BOARD  
WEIGHTS



Perpendicular Hand Holes & Up/Down Notches

Plain

Description	Part Number
<b>Plain</b>	
18"	31605
22"	31606
24"	31604
26"	31607
29"	31608
<b>Hand Hole</b>	
22"	31616
24"	31614
<b>Two Hand Holes</b>	
26"	31617
29"	31618
<b>Hand Hole &amp; Notches</b>	
24"	31634
<b>2 Hand Holes &amp; Notches</b>	
26"	31632
29"	31633
<b>Perpendicular Hand Holes</b>	
24"	31474
29"	31476
<b>Perpendicular Hand Holes &amp; Up/Down Notches</b>	
29"	31477
<b>Large Hand Hole</b>	
24"	31697
w/Non-Skid Pad	31489
<b>Large Hand Hole &amp; Standard Hand Hole</b>	
29"	31698
w/Non-Skid Pad	31629
<b>2 Large Hand Holes</b>	
26"	31769
29"	31674

## NON-SKID TRANSFER BOARD KIT

### Features:

- Simply peel off the backing and apply to the bottom side of a board, it provides a 7" x 5" non-skid surface to help hold the board in place during transfers. Trim to a different size or shape as needed.

Description	Part Number
Non-Skid Kit	31499



Transfer Board not included


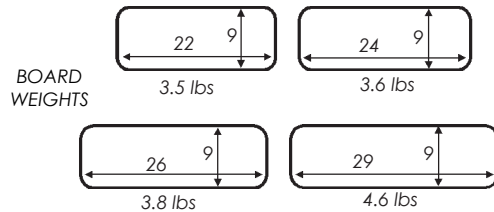


## Specialty Boards

### ECONOGLIDE TRANSFER BOARDS

#### Features:

- Moisture-proof boards are excellent for use when toileting or bathing
- 1/2" thick high density linear plastic
- One side striate-sanded for wet bare skin transfers, one side smooth sanded for clothed transfers
- Stress tested to hold up to 400 pounds
- 29" board with Two Hand Holes and Notches made in black, others made in white

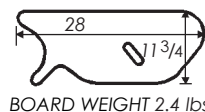


Description	Part Number
<b>Two Hand Holes &amp; Notches (black)</b>	
29"	31523B
<b>Plain (white)</b>	
22"	31579
24"	31577
29"	31581
<b>Two Hand Holes (white)</b>	
26"	31575
29"	31576
<b>Two Hand Holes &amp; Notches (white)</b>	
26"	31599
29"	31600
<b>Perpendicular Hand Holes (white)</b>	
24"	31478
29"	31480

### WHEELHOLD TRANSFER BOARD

#### Features:

- 3/8" thick 7-ply birch with clear melamine surface

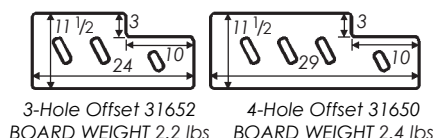


Description	Part Number
Wheelhold Board	31569

### OFFSET TRANSFER BOARDS

#### Features:

- 3/8" thick 7-ply birch with clear melamine surface
- Splinter-free surface with no lacquer to wear off
- Stress tested to hold up to 400 pounds



Description	Part Number
With 3 Holes	31652
With 4 Holes	31650

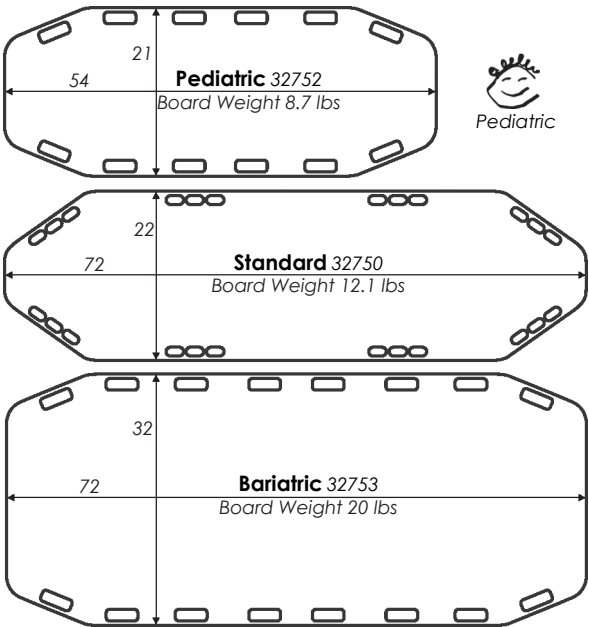
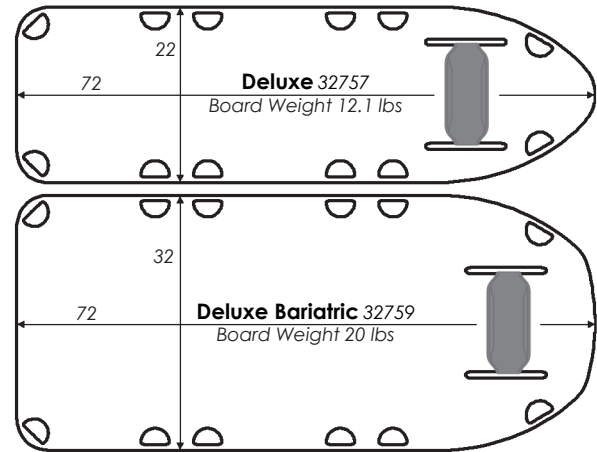
Specialty Boards

PATIENT TRANSFER AIDS

Features:

- Semi-flexible moving platform
- Hand holes all the way around allows two or more people to safely reposition an individual from stretcher to bed or table
- 1/4" moisture-proof high density linear white plastic
- Radio translucent so that it does not need to be removed during X-ray
- Deluxe Patient Movers have a 12" x 5" head/neck pillow that attaches with hook and loop straps and can be moved up and down with the position of the patient
- Patient Movers incur Oversize Shipping Charges
- Maximum weight capacities:  
Deluxe Bariatric - 450 pounds  
Bariatric - 450 pounds  
Deluxe - 300 pounds  
Standard - 300 pounds  
Pediatric - 200 pounds

Description	Part Number
Deluxe	32757
Deluxe Bariatric	32759
Deluxe Replacement Head/Neck Pillow	32761
Bariatric	32753
Standard	32750
Pediatric	32752



CUSTOM SEATING  
BODY POSITIONING  
WHEELCHAIR TRAYS  
TRAY ATTACHING  
ASSISTIVE TECHNOLOGY  
PATIENT TRANSFER

## I.V. POLE

Description	Part Number
I.V. Pole	31082

### Features:

- Chrome plated steel tubing attaches easily to any convenient spot along the chair frame with two moveable clamps
- 55" tall, extends up to 72" tall
- Fits 3/4", 7/8" or 1" back cane



For Therafin's full line of  
Sensory, Therapy and  
Independent Living  
products, please visit  
[www.Therafin.com](http://www.Therafin.com)

NUMERICAL INDEX:

## Part Number....Page

30079 .....	78	30272 .....	78	30425 .....	56	30591 .....	54	30658 .....	85	31477 .....	149
30080 .....	78	30276 .....	78	30426 .....	56	30592 .....	54	30659 .....	85	31478 .....	150
30082 .....	78	30284 .....	78	30427 .....	56	30593 .....	54	30660 .....	85	31479 .....	138
30083 .....	78	30291 .....	78	30428 .....	56	30594 .....	54	30683 .....	52	31480 .....	150
30088 .....	146	30292 .....	78	30429 .....	56	30595 .....	54	30684 .....	52	31481 .....	138
30090 .....	78	30293 .....	83	30430 .....	56	30596 .....	54	30685 .....	55	31482 .....	138
30091 .....	78	30296 .....	125	30431 .....	56	30597 .....	54	31060 .....	133	31483 .....	138
30092 .....	78	30297 .....	125	30432 .....	81	30598 .....	54	31062 .....	133	31484 .....	138
30093 .....	78	30300 .....	138	30433 .....	81	30601 .....	54	31070 .....	132	31487 .....	138
30095 .....	78	30301 .....	137	30457 .....	56	30603 .....	54	31072 .....	131	31489 .....	149
30096 .....	73	30303 .....	83	30458 .....	56	30604 .....	54	31082 .....	152	31490 .....	47
30104 .....	138	30304 .....	138	30459 .....	56	30606 .....	83	31091 .....	137	31492 .....	47
30111 .....	87	30305 .....	124	30479 .....	58	30607 .....	83	31094 .....	139	31494 .....	47
30112 .....	87	30306 .....	124	30480 .....	58	30608 .....	83	31098 .....	131	31495 .....	74
30113 .....	87	30307 .....	123	30481 .....	58	30609 .....	83	31103 .....	120	31497 .....	56
30147 .....	86	30308 .....	123	30482 .....	58	30612 .....	83	31111 .....	120	31498 .....	79
30152 .....	87	30309 .....	83	30483 .....	58	30613 .....	83	31113 .....	120	31499 .....	149
30153 .....	87	30310 .....	128	30484 .....	58	30614 .....	83	31140 .....	139	31504 .....	148
30154 .....	87	30311 .....	128	30485 .....	82	30615 .....	83	31304 .....	124	31505 .....	148
30161 .....	139	30312 .....	128	30486 .....	82	30616 .....	83	31305 .....	124	31508 .....	148
30162 .....	139	30313 .....	128	30487 .....	82	30617 .....	83	31307 .....	122	31511 .....	148
30163 .....	139	30314 .....	127	30489 .....	84	30618 .....	54	31308 .....	122	31514 .....	79
30178 .....	119	30315 .....	127	30490 .....	84	30619 .....	54	31310 .....	124	31515 .....	79
30179 .....	119	30316 .....	83	30491 .....	84	30620 .....	54	31311 .....	124	31517 .....	148
30180 .....	119	30330 .....	126	30507 .....	58	30621 .....	54	31340 .....	124	31518 .....	148
30181 .....	119	30331 .....	126	30516 .....	69	30622 .....	54	31345 .....	128	31519 .....	148
30182 .....	119	30342 .....	127	30517 .....	69	30624 .....	54	31346 .....	128	31520 .....	148
30183 .....	119	30343 .....	127	30518 .....	69	30625 .....	54	31347 .....	128	31523 .....	150
30184 .....	119	30383 .....	125	30519 .....	53	30626 .....	54	31351 .....	141	31529 .....	148
30185 .....	119	30384 .....	125	30520 .....	53	30627 .....	54	31353 .....	139	31532 .....	76
30186 .....	119	30385 .....	126	30521 .....	53	30628 .....	138	31354 .....	139	31533 .....	76
30187 .....	119	30386 .....	126	30550 .....	139	30629 .....	127	31357 .....	139	31534 .....	76
30188 .....	119	30387 .....	126	30551 .....	139	30630 .....	127	31360 .....	139	31542 .....	79
30189 .....	119	30388 .....	126	30552 .....	139	30631 .....	128	31363 .....	139	31544 .....	76,79
30190 .....	119	30389 .....	125	30559 .....	56	30632 .....	128	31372 .....	141	31545 .....	76,79
30191 .....	119	30390 .....	125	30560 .....	56	30633 .....	123	31392 .....	124	31547 .....	76
30192 .....	119	30398 .....	81	30561 .....	56	30634 .....	123	31393 .....	124	31548 .....	76
30193 .....	119	30399 .....	81	30562 .....	56	30635 .....	124	31394 .....	140	31549 .....	76
30194 .....	119	30401 .....	56	30563 .....	56	30636 .....	124	31395 .....	140	31552 .....	79
30195 .....	119	30402 .....	56	30564 .....	56	30637 .....	129	31396 .....	140	31553 .....	79
30196 .....	119	30412 .....	56	30565 .....	56	30638 .....	129	31397 .....	72	31556 .....	79
30197 .....	119	30413 .....	56	30569 .....	127	30639 .....	53	31411 .....	8	31557 .....	79
30198 .....	119	30414 .....	56	30570 .....	127	30640 .....	53	31429 .....	74	31569 .....	150
30199 .....	119	30415 .....	56	30571 .....	128	30641 .....	53	31430 .....	74	31575 .....	150
30233 .....	83	30416 .....	56	30572 .....	128	30649 .....	86	31431 .....	74	31576 .....	150
30234 .....	83	30417 .....	56	30573 .....	123	30650 .....	86	31436 .....	38	31577 .....	150
30235 .....	83	30418 .....	56	30574 .....	123	30651 .....	86	31437 .....	38	31579 .....	150
30236 .....	83	30419 .....	56	30575 .....	124	30652 .....	86	31438 .....	38	31581 .....	150
30240 .....	78	30420 .....	56	30576 .....	124	30653 .....	86	31460 .....	76,140	31599 .....	150
30248 .....	78	30421 .....	56	30577 .....	129	30654 .....	86	31470 .....	148	31600 .....	150
30255 .....	78	30422 .....	56	30578 .....	129	30655 .....	86	31472 .....	148	31604 .....	149
30256 .....	78	30423 .....	56	30589 .....	54	30656 .....	86	31474 .....	149	31605 .....	149
30271 .....	78	30424 .....	56	30590 .....	54	30657 .....	86	31476 .....	149	31606 .....	149



## INDEX:

31607.....150	31800.....93	32391.....80	32688.....145	33075.....31	41405.....128
31608.....150	31810.....128	32407.....47	32691.....147	33130.....66	41406.....127
31612.....31	31811.....128	32408.....47	32693.....145	33199.....141	41407.....127
31614.....150	31812.....127	32409.....75	32694.....145	34434.....61	41408.....129
31616.....150	31813.....127	32410.....75	32695.....147	34435.....61	41409.....129
31617.....150	31814.....134	32411.....75	32697.....145	34436.....61	41410.....123
31618.....150	31820.....93	32414.....39	32698.....146	34503.....73	41411.....123
31619.....31	31834.....93	32458.....39	32703.....141	34504.....73	41412.....124
31620.....31	31836.....93	32462.....39	32704.....141	34505.....73	41413.....124
31621.....31	31842.....93	32471.....38	32733.....141	40006.....93	41414.....124
31622.....8	31843.....93	32472.....38	32734.....141	40013.....55	41415.....124
31623.....8	31844.....93	32477.....33	32750.....152	40015.....59	41416.....123
31629.....150	31845.....93	32490.....47	32752.....152	41302.....129	41417.....123
31632.....150	31848.....87	32491.....47	32753.....152	41305.....124	50000.....13
31633.....150	31856.....87	32493.....47	32757.....152	41306.....124	50005.....13
31634.....150	31859.....87	32494.....47	32759.....152	41307.....123	50009.....88
31635.....31	31860.....87	32511.....90	32761.....152	41308.....123	50010.....13
31636.....31	31861.....87	32512.....90	32793.....136	41309.....129	50014.....88
31637.....31	31869.....87	32517.....9	32794.....136	41310.....128	50015.....13
31638.....31	31877.....93	32518.....9	32797.....136	41311.....128	50017.....48
31640.....8	31878.....93	32528.....90	32798.....136	41314.....127	50018.....48
31641.....8	31882.....138	32542.....90	32799.....136	41315.....127	50019.....48
31649.....8	31893.....138	32543.....90	32800.....136	41326.....129	50020.....12
31650.....151	31894.....138	32553.....146	32808.....89	41328.....129	50021.....46
31651.....8	31896.....138	32554.....148	32825.....33	41330.....128	50022.....46
31652.....151	31897.....137	32555.....145	32826.....146,147	41331.....128	50028.....40
31655.....8	31901.....137	32557.....88	32827.....92	41332.....128	50029.....40
31656.....8	31902.....137	32559.....145	32828.....47,91	41333.....128	50030.....12
31663.....8	31904.....137	32561.....88	32840.....88	41334.....138	50038.....40
31664.....8	31907.....137	32563.....90	32841.....88	41335.....124	50039.....40
31669.....8	31908.....137	32564.....90	32849.....91	41336.....124	50045.....46
31674.....150	31943.....148	32565.....89	32850.....91	41340.....128	50048.....77,78
31692.....8	31944.....148	32566.....89	32851.....43,91	41341.....128	50049.....77,78
31693.....8	31945.....148	32567.....89	32859.....91	41342.....127	50050.....77,78
31694.....8	31946.....148	32568.....89	32860.....91	41343.....127	50051.....40
31695.....8	31947.....148	32601.....89	32861.....91	41350.....124	50052.....40
31697.....150	31949.....148	32602.....89	32862.....91	41351.....123	50053.....40
31698.....150	31959.....80	32603.....9,90	32864.....91	41352.....123	50054.....40
31761.....85	31960.....80	32604.....9,90	32865.....91	41353.....124	50055.....40
31762.....85	31961.....80	32607.....90	32866.....91	41354.....123	50056.....40
31763.....85	32111.....137	32610.....88	32867.....91	41355.....123	50057.....40
31764.....85	32201.....132,133,136	32611.....90	32868.....91	41356.....127	50058.....40
31765.....85	32203.....136	32612.....89	32878.....88	41357.....127	50059.....40
31766.....85	32207.....134,137,138	32613.....89	32879.....88	41358.....127	50060.....40
31767.....85	32209.....137	32614.....89	32910.....33	41359.....127	50061.....40
31768.....85	32217.....138	32615.....89	32924.....90	41364.....126	50062.....40
31769.....150	32300.....143	32616.....89	32946.....92	41365.....126	50064.....40
31772.....85	32301.....143	32617.....9,90	32947.....92	41380.....135	50065.....40
31773.....85	32302.....148	32618.....9,90	32948.....92	41381.....135	50067.....46
31774.....85	32310.....146	32621.....72,79	32949.....92	41382.....128	50068.....46
31778.....134,138	32312.....146	32623.....72,141	32955.....92	41383.....128	50069.....46
31779.....127	32339.....142	32643.....91	32956.....92	41384.....127	50070.....46
31780.....127	32340.....142	32648.....145	32957.....92	41385.....127	50071.....46
31781.....128	32343.....139	32651.....145	32964.....78	41386.....128	50072.....46
31782.....128	32349.....143	32652.....90	32965.....78	41387.....128	50073.....46
31783.....123	32350.....143	32658.....145	32966.....78	41388.....127	50074.....46
31784.....123	32351.....143	32659.....89	32967.....33	41389.....127	50075.....46
31785.....123	32352.....143	32661.....146	32968.....78	41390.....129	50076.....46
31786.....123	32354.....143	32662.....146	32969.....78	41391.....129	50077.....46
31787.....124	32355.....143	32663.....146	32970.....78	41392.....123	50078.....46
31788.....124	32356.....143	32664.....146	32971.....78	41393.....123	50079.....46
31789.....124	32357.....143	32666.....148	32972.....78	41394.....124	50080.....31
31790.....124	32358.....143	32668.....147	32973.....78	41395.....124	50098.....72,90
31791.....129	32359.....143	32669.....147	32974.....78	41396.....124	50099.....92
31792.....129	32360.....143	32670.....145	32975.....32	41397.....124	50123.....52
31793.....123	32365.....143	32674.....147	32976.....78	41398.....123	50135.....47
31794.....123	32366.....143	32675.....147	32977.....78	41399.....123	50140.....71
31795.....124	32367.....143	32681.....145	32978.....78	41400.....128	50141.....40
31796.....124	32368.....143	32682.....146	32979.....78	41401.....128	50142.....40
31797.....134	32373.....143	32683.....145	32980.....78	41402.....127	50144.....71
31798.....93	32374.....143	32685.....147	32981.....78	41403.....127	50145.....71
31799.....93	32390.....80	32687.....145	32982.....78	41404.....128	50146.....71



## Part Number.....Page

50147 .....71	50357 .....26	50500 .....43	51088 .....11	60087 .....66	60214 .....68
50148 .....71	50358 .....36	50501 .....43	51089 .....11	60088 .....66	60215 .....68
50155 .....139	50359 .....26	50502 .....43	51090 .....11	60110 .....60	60216 .....68
50156 .....139	50360 .....26	50503 .....43	51091 .....92	60111 .....60	60217 .....55
50171 .....72,79	50361 .....36	50504 .....43	51092 .....19	60112 .....60	60218 .....55
50172 .....72,79	50363 .....36	50505 .....43	51093 .....21	60113 .....60	60219 .....55
50173 .....72,79	50364 .....17,21-23,26	50506 .....43	51094 .....10	60114 .....60	60220 .....55
50179 .....72,79	50365 .....37	50507 .....43	51095 .....10	60115 .....60	60221 .....68
50180 .....75	50366 .....37	50508 .....43,45	51096 .....23,28	60116 .....60	60222 .....68
50181 .....72,79	50367 .....37	50509 .....43,45	51097 .....17	60117 .....60	60223 .....68
50210 .....40	50368 .....36	50510 .....43,45	51098 .....17	60118 .....60	60224 .....68
50215 .....32	50369 .....36	50511 .....43,45	51099 .....17	60119 .....60	60225 .....68
50218 .....33	50370 .....36	50512 .....43,45	51100 .....17	60120 .....60	60226 .....68
50219 .....40	50371 .....36	50513 .....43,45	51101 .....17	60121 .....60	60227 .....55
50224 .....7,15	50372 .....36	50514 .....43,45	51102 .....17	60122 .....60	60228 .....55
50226 .....7,15	50373 .....39	50515 .....43,45	51103 .....17	60123 .....60	60229 .....55
50228 .....7,15	50374 .....37	50516 .....43,45	51104 .....17	60124 .....60	60230 .....55
50229 .....34	50375 .....37	50517 .....43,45	60024 .....63	60125 .....63	60231 .....68
50230 .....34	50376 .....37	50518 .....43,45	60025 .....63	60126 .....63	60232 .....68
50235 .....74	50377 .....37	50519 .....43,45	60026 .....63	60127 .....63	60233 .....68
50236 .....74	50389 .....17,21-23,26	50520 .....43	60027 .....63	60128 .....63	60234 .....68
50240 .....74	50390 .....17,21-23,26	50521 .....43	60028 .....63	60130 .....63	60235 .....68
50241 .....74	50391 .....26	50522 .....43	60029 .....63	60131 .....63	60236 .....68
50242 .....74	50392 .....26	50523 .....43	60038 .....82	60132 .....63	60237 .....55
50245 .....74	50393 .....26	50524 .....43	60039 .....82	60133 .....63	60238 .....55
50246 .....71	50394 .....17,21-23,26	50525 .....43	60040 .....82	60135 .....63	60239 .....55
50247 .....71	50395 .....29	50526 .....43	60041 .....82	60136 .....63	60240 .....55
50268 .....71	50396 .....26	50527 .....43	60042 .....82	60137 .....63	60241 .....68
50270 .....79	50397 .....26	50580 .....43	60043 .....82	60138 .....63	60242 .....68
50271 .....79	50398 .....26	50585 .....45	60044 .....82	60140 .....63	60243 .....68
50272 .....79	50399 .....24,88	50586 .....45	60045 .....82	60141 .....63	60244 .....68
50273 .....79	50405 .....19,24	50587 .....45	60046 .....63	60142 .....63	60245 .....68
50275 .....79	50406 .....88	50588 .....45	60047 .....63	60143 .....63	60246 .....68
50276 .....71	50407 .....88	50589 .....45	60048 .....63	60144 .....63,64,66,67	60247 .....55
50277 .....77	50408 .....88	50590 .....45	60049 .....51	60145 .....63,64,66,67	60248 .....55
50278 .....77	50409 .....88	50591 .....45	60050 .....51	60146 .....63,64,66,67	60249 .....55
50279 .....77	50410 .....70,88	50592 .....45	60051 .....51	60147 .....60	60250 .....84
50280 .....77	50413 .....35	50593 .....45	60052 .....51	60148 .....60	60251 .....84
50281 .....77	50414 .....35	50594 .....45	60053 .....51	60149 .....60	60252 .....84
50282 .....77	50460 .....19,21	50600 .....40	60054 .....51	60150 .....60	60253 .....84
50285 .....75,76	50461 .....19,21	50601 .....40	60055 .....51	60151 .....60	60254 .....84
50286 .....75,76	50462 .....19,21	50602 .....40	60056 .....51	60152 .....60	60255 .....84
50287 .....75,76	50463 .....19,21	50603 .....40	60057 .....51	60153 .....60	60256 .....84
50288 .....75,76	50464 .....19,21	50604 .....40	60058 .....51	60154 .....60	60257 .....84
50289 .....89	50465 .....19,21	50605 .....40	60059 .....51	60155 .....60	60258 .....84
50290 .....29	50466 .....19,21	50610 .....40	60060 .....51	60157 .....60	60259 .....84
50291 .....29	50467 .....25	50611 .....40	60061 .....51	60158 .....60	60280 .....55
50292 .....29	50468 .....25	50612 .....40	60062 .....51	60159 .....60	60281 .....55
50293 .....29	50469 .....28	50613 .....40	60063 .....51	60161 .....67	60282 .....55
50294 .....29	50470 .....19,24	50614 .....40	60064 .....51	60162 .....67	60283 .....55
50295 .....29	50471 .....30	50615 .....40	60065 .....51	60163 .....67	60284 .....55
50296 .....29	50472 .....27	50700 .....76	60066 .....51	60164 .....67	60285 .....55
50297 .....29	50473 .....22,27	50701 .....76	60067 .....51	60165 .....67	60286 .....55
50324 .....41	50474 .....9	50702 .....76	60068 .....51	60166 .....67	60287 .....55
50325 .....41	50475 .....23,28	51030 .....70	60069 .....62	60171 .....67	60288 .....55
50329 .....29	50476 .....35	51044 .....58	60070 .....62	60172 .....67	60289 .....55
50330 .....29	50477 .....38	51045 .....58	60071 .....62	60173 .....67	60290 .....55
50331 .....29	50478 .....38	51046 .....58	60072 .....62	60174 .....67	60291 .....55
50332 .....29	50479 .....38	51047 .....58	60073 .....62	60175 .....67	60292 .....55
50333 .....29	50480 .....26	51048 .....58	60074 .....62	60176 .....67	60293 .....55
50334 .....29	50481 .....26	51049 .....58	60075 .....62	60181 .....67	60294 .....55
50340 .....2	50482 .....26	51050 .....58	60076 .....62	60182 .....67	60295 .....55
50343 .....71	50483 .....26	51051 .....58	60077 .....62	60183 .....67	60296 .....55
50345 .....2	50484 .....26	51076 .....10,11	60078 .....62	60184 .....67	60297 .....55
50346 .....37	50485 .....26	51077 .....10,11	60079 .....62	60185 .....67	60298 .....55
50347 .....37	50486 .....30	51078 .....10,11	60080 .....62	60186 .....67	60299 .....55
50348 .....37	50490 .....78	51082 .....11	60081 .....66	60207 .....55	60300 .....55
50351 .....37	50491 .....78	51083 .....11	60082 .....66	60208 .....55	60307 .....55
50352 .....37	50492 .....78	51084 .....11	60083 .....66	60209 .....55	60308 .....55
50353 .....37	50494 .....25	51085 .....11	60084 .....66	60210 .....55	60309 .....55
	50495 .....25	51086 .....11	60085 .....66	60211 .....68	60310 .....66
	50499 .....28	51087 .....11	60086 .....66	60212 .....68	60311 .....67
				60213 .....68	

## INDEX

60312	67	60425	65	61503	51	65406	65	72054	10
60313	67	60426	65	61701	51	65501	65	72055	10
60314	67	60431	65	61702	51	65502	65	72057	7,15
60315	67	60432	65	61703	51	65503	65	72060	7
60316	67	60433	65	61801	51	65504	65	72061	7
60317	55	60434	65	61802	51	65505	65	72062	7,15
60318	55	60435	65	61803	51	65506	65	72064	7,15
60319	55	60436	65	62001	65	65601	65	73001	71
60320	55	60441	65	62002	65	65602	65	73002	71
60321	67	60442	65	62003	65	65603	65	73004	79
60322	67	60443	65	62004	65	65604	65		
60323	67	60444	65	62005	65	65605	65		
60324	67	60445	65	62006	65	65606	65		
60325	67	60446	65	62101	65	65701	65		
60326	67	60451	65	62102	65	65702	65		
60327	55	60452	65	62103	65	65703	65		
60328	55	60453	65	62104	65	65704	65		
60329	55	60454	65	62105	65	65705	65		
60330	55	60455	65	62106	65	65706	65		
60331	67	60456	65	62201	65	70139	7,15		
60332	67	60461	65	62202	65	70140	7,15		
60333	67	60462	65	62203	65	70141	7,15		
60334	67	60463	65	62204	65	71002	15		
60335	67	60464	65	62205	65	71003	15		
60336	67	60465	65	62206	65	71004	15		
60337	55	60466	65	64001	65	71005	15		
60338	55	60471	65	64002	65	71006	7,15		
60339	55	60472	65	64003	65	71007	7,15		
60340	55	60473	65	64004	65	71008	6		
60341	55	60474	65	64005	65	71009	6		
60342	55	60475	65	64006	65	71011	15		
60343	55	60476	65	64101	65	71013	15		
60344	55	60481	65	64102	65	71015	7,15		
60345	55	60482	65	64103	65	71016	7,15		
60346	55	60483	65	64104	65	71017	7,15		
60347	55	60484	65	64105	65	71018	7,15		
60348	55	60485	65	64106	65	71019	7,15		
60349	55	60486	65	64301	65	71020	15		
60350	55	60490	63	64302	65	71021	15		
60351	55	60491	63	64303	65	71022	15		
60352	55	60492	63	64304	65	71023	7		
60353	55	60493	63	64305	65	71024	7		
60354	55	60494	63	64306	65	71025	15		
60355	55	60495	63	65001	65	71026	6		
60356	55	60496	63	65002	65	71027	3		
60357	55	60497	63	65003	65	71028	4		
60358	55	61001	65	65004	65	71029	4		
60359	55	61002	65	65005	65	71032	7,15		
60360	55	61003	65	65006	65	71035	15		
60361	55	61004	65	65101	65	71047	3		
60362	55	61005	65	65102	65	71050	14		
60363	55	61006	65	65103	65	71055	3		
60364	55	61101	65	65104	65	71056	14		
60365	55	61102	65	65105	65	71067	40,71,79		
60366	55	61103	65	65106	65	71068	40,71,79		
60367	55	61104	65	65201	65	71069	40		
60368	55	61105	65	65202	65	71074	15		
60369	55	61106	65	65203	65	71077	14		
60370	55	61201	65	65204	65	71078	14		
60371	55	61202	65	65205	65	71079	14		
60372	55	61203	65	65206	65	71080	14		
60373	55	61204	65	65301	65	71081	14		
60411	65	61205	65	65302	65	71083	15		
60412	65	61206	65	65303	65	71084	15		
60413	65	61301	51	65304	65	71085	6		
60414	65	61302	51	65305	65	71091	15		
60415	65	61303	51	65306	65	71092	40		
60416	65	61401	51	65401	65	71095	7,15		
60421	65	61402	51	65402	65	71096	7,15		
60422	65	61403	51	65403	65	71097	7,15		
60423	65	61501	51	65404	65	71099	7,15		
60424	65	61502	51	65405	65	72050	5		
								<b>FULL TRAYS:</b>	
								T1 - - -1A	94,95
								T1 - - -1U	96,97
								T1 - - -2A	98,99
								T1 - - -2U	100,101
								T1 - - -3A	102,103
								T1 - - -3U	104,105
								T1 - - -4A	106,107
								T1 - - -4U	108,109
								T1 - - -5A	110,111
								T1 - - -5U	112,113
								T1 - -0-U	114,115
								T1 - -00X	116,117
								T1 - -10X	116,117
								T1 - -20X	120
								T1-L - - -	119
								T1-R - - -	119
								T2 - - -1A	94,95
								T2 - - -1U	96,97
								T2 - - -2A	98,99
								T2 - - -2U	100,101
								T2 - - -3A	102,103
								T2 - - -3U	104,105
								T2 - - -4A	106,107
								T2 - - -4U	108,109
								T2 - - -5A	110,111
								T2 - - -5U	112,113
								T2 - -00X	116,117
								T2-L - - -	119
								T2-R - - -	119
								T3 - - -1A	94,95
								T3 - - -1U	96,97
								T3 - - -2A	98,99
								T3 - - -2U	100,101
								T3 - - -3A	102,103
								T3 - - -3A	104,105
								T3 - - -4A	106,107
								T3 - - -4U	108,109
								T3 - - -5A	110,111
								T3 - - -5U	112,113
								T3 - -00X	116,117
								T3-L - - -	119
								T3-R - - -	119
								T4 - - -6U	120,121
								T4 - -00X	120
								T4 - -30X	120
								T5 - - -0X	120
								T5 - - -6U	121
								T6 - - -0X	121
								T6 - - -1A	121
								T6 - - -6U	121

# CATEGORICAL INDEX:

## Part Number.....Page

### Custom Seating

#### Custom Seat

50340	.....2
50345	.....2
71027	.....3
71047	.....3
71055	.....3
71028	.....4
71029	.....4
72050	.....5
71008	.....6
71009	.....6
71026	.....6
71085	.....6
71023	.....7
71024	.....7
72060	.....7
72061	.....7
70139	.....7,15
70140	.....7,15
70141	.....7,15
71015	.....7,15
71016	.....7,15
71017	.....7,15
71018	.....7,15
71019	.....7,15
71006	.....7,15
71007	.....7,15
71032	.....7,15
71095	.....7,15
71096	.....7,15
71097	.....7,15
71099	.....7,15
72057	.....7,15
72062	.....7,15
72064	.....7,15
50224	.....7,15
50226	.....7,15
50228	.....7,15

#### Solid Seat

31411	.....8
31622	.....8
31623	.....8
31640	.....8
31641	.....8
31649	.....8
31651	.....8
31655	.....8
31656	.....8
31663	.....8
31664	.....8
31669	.....8
31692	.....8
31693	.....8
31694	.....8
31695	.....8
32517	.....9
32518	.....9
50474	.....9
32603	.....9,90
32604	.....9,90
32617	.....9,90
32618	.....9,90

#### WC-20 Transit Seating

51094	.....10
51095	.....10

72054	.....10
72055	.....10
51076	.....10,11
51077	.....10,11
51078	.....10,11
51082	.....11
51083	.....11
51084	.....11
51085	.....11
51086	.....11
51087	.....11
51088	.....11
51089	.....11
51090	.....11

#### Custom Back

50020	.....12
50030	.....12
50000	.....13
50005	.....13
50010	.....13
50015	.....13
71050	.....14
71056	.....14
71077	.....14
71078	.....14
71079	.....14
71080	.....14
71081	.....14
71002	.....15
71003	.....15
71004	.....15
71005	.....15
71011	.....15
71013	.....15
71020	.....15
71021	.....15
71022	.....15
71025	.....15
71035	.....15
71074	.....15
71083	.....15
71084	.....15
71091	.....15

#### Seat/Back Hardware Kits

51097	.....17
51098	.....17
51099	.....17
51100	.....17
51101	.....17
51102	.....17
51103	.....17
51104	.....17
50389	.....17,21-23,26
50390	.....17,21-23,26
50394	.....17,21-23,26
50364	.....17,21-23,26
51092	.....19
50405	.....19,24
50460	.....19,21
50461	.....19,21
50462	.....19,21
50463	.....19,21
50464	.....19,21
50465	.....19,21
50466	.....19,21
50470	.....19,24
51093	.....21

50473	.....22,27
50475	.....23,28
51096	.....23,28

#### Seat Hardware

50399	.....24,88
50467	.....25
50468	.....25
50494	.....25
50495	.....25
50357	.....26
50359	.....26
50360	.....26
50391	.....26
50392	.....26
50393	.....26
50396	.....26
50397	.....26
50398	.....26
50480	.....26
50481	.....26
50482	.....26
50483	.....26
50484	.....26
50485	.....26

#### Back Hardware

50472	.....27
50499	.....28
50290	.....29
50291	.....29
50292	.....29
50293	.....29
50294	.....29
50295	.....29
50296	.....29
50297	.....29
50329	.....29
50330	.....29
50331	.....29
50332	.....29
50333	.....29
50334	.....29
50395	.....29
50469	.....28
50471	.....30
50486	.....30

#### Solid Base and Hardware

31635	.....31
31636	.....31
31637	.....31
31638	.....31
31612	.....31
31619	.....31
31620	.....31
31621	.....31
50080	.....31
33075	.....31

#### Body Positioning

Head	
32975	.....32
50215	.....32
32967	.....32
50218	.....33
32825	.....33
32910	.....33
50229	.....34

50230	.....34
50413	.....35
50414	.....35
50476	.....35
50358	.....36
50361	.....36
50363	.....36
50368	.....36
50369	.....36
50370	.....36
50371	.....36
50372	.....36
50346	.....37
50347	.....37
50348	.....37
50351	.....37
50352	.....37
50353	.....37
50365	.....37
50366	.....37
50367	.....37
50374	.....37
50375	.....37
50376	.....37
31436	.....38
31437	.....38
31438	.....38
50477	.....38
50478	.....38
50479	.....38
50373	.....39

#### Lateral

50028	.....40
50029	.....40
50038	.....40
50039	.....40
50051	.....40
50052	.....40
50053	.....40
50054	.....40
50055	.....40
50056	.....40
50057	.....40
50058	.....40
50059	.....40
50060	.....40
50061	.....40
50062	.....40
50064	.....40
50065	.....40
50141	.....40
50142	.....40
50600	.....40
50601	.....40
50602	.....40
50603	.....40
50604	.....40
50605	.....40
50610	.....40
50611	.....40
50612	.....40
50613	.....40
50614	.....40
50615	.....40
50210	.....40
50219	.....40
71067	.....40,71,79
71068	.....40,71,79
71069	.....40
71092	.....40
50324	.....41

50325	.....41
50500	.....43
50501	.....43
50502	.....43
50503	.....43
50504	.....43
50505	.....43
50506	.....43
50507	.....43
50508	.....43,45
50509	.....43,45
50510	.....43,45
50511	.....43,45
50512	.....43,45
50513	.....43,45
50514	.....43,45
50515	.....43,45
50516	.....43,45
50517	.....43,45
50518	.....43,45
50519	.....43,45
50520	.....43
50521	.....43
50522	.....43
50523	.....43
50524	.....43
50525	.....43
50526	.....43
50527	.....43
50580	.....43
32851	.....43,91
50585	.....45
50586	.....45
50587	.....45
50588	.....45
50589	.....45
50590	.....45
50591	.....45
50592	.....45
50593	.....45
50594	.....45
50021	.....46
50022	.....46
50045	.....46
50046	.....46
50067	.....46
50068	.....46
50069	.....46
50070	.....46
50071	.....46
50072	.....46
50073	.....46
50074	.....46
50075	.....46
50076	.....46
50077	.....46
50078	.....46
50079	.....46
31490	.....47
31492	.....47
31494	.....47
50135	.....47
32828	.....47,91

#### Posterior

50017	.....48
50018	.....48
50019	.....48

#### Anterior

60049	.....51
60050	.....51
60051	.....51

60052	.....51
60053	.....51
60054	.....51
60055	.....51
60056	.....51
60057	.....51
60058	.....51
60059	.....51
60060	.....51
60061	.....51
60062	.....51
60063	.....51
60064	.....51
60065	.....51
60066	.....51
60067	.....51
60068	.....51
61301	.....51
61302	.....51
61303	.....51
61401	.....51
61402	.....51
61403	.....51
61501	.....51
61502	.....51
61503	.....51
61701	.....51
61702	.....51
61703	.....51
61801	.....51
61802	.....51
61803	.....51
30683	.....52
30684	.....52
50123	.....52
30639	.....53
30640	.....53
30641	.....53
30685	.....55
40013	.....55
60207	.....55
60208	.....55
60209	.....55
60210	.....55
60217	.....55
60218	.....55
60219	.....55
60220	.....55
60227	.....55
60228	.....55
60229	.....55
60230	.....55
60280	.....55
60281	.....55
60282	.....55
60283	.....55
60284	.....55
60285	.....55
60286	.....55
60287	.....55
60288	.....55
60289	.....55
60290	.....55
60291	.....55
60292	.....55
60293	.....55
60294	.....55
60295	.....55
60296	.....55
60297	.....55
60298	.....55
60299	.....55

## INDEX

60300	55	30426	56	60027	63	60474	65	65104	65	60166	67
60307	55	30427	56	60028	63	60475	65	65105	65	60171	67
60308	55	30428	56	60029	63	60476	65	65106	65	60172	67
60309	55	30429	56	60046	63	60481	65	65201	65	60173	67
60317	55	30430	56	60047	63	60482	65	65202	65	60174	67
60318	55	30431	56	60048	63	60483	65	65203	65	60175	67
60319	55	30457	56	60125	63	60484	65	65204	65	60176	67
60320	55	30458	56	60126	63	60485	65	65205	65	60181	67
60327	55	30459	56	60127	63	60486	65	65206	65	60182	67
60328	55	31497	56	60128	63	61001	65	65301	65	60183	67
60329	55	30479	58	60130	63	61002	65	65302	65	60184	67
60330	55	30480	58	60131	63	61003	65	65303	65	60185	67
60337	55	30481	58	60132	63	61004	65	65304	65	60186	67
60338	55	30482	58	60133	63	61005	65	65305	65	60211	68
60339	55	30483	58	60135	63	61006	65	65306	65	60212	68
60340	55	30484	58	60136	63	61101	65	65401	65	60213	68
60341	55	30507	58	60137	63	61102	65	65402	65	60214	68
60342	55	51044	58	60138	63	61103	65	65403	65	60215	68
60343	55	51045	58	60140	63	61104	65	65404	65	60216	68
60344	55	51046	58	60141	63	61105	65	65405	65	60221	68
60345	55	51047	58	60142	63	61106	65	65406	65	60222	68
60346	55	51048	58	60143	63	61201	65	65501	65	60223	68
60347	55	51049	58	60144	63,64,66,67	61202	65	65502	65	60224	68
60348	55	51050	58	60145	63,64,66,67	61203	65	65503	65	60225	68
60349	55	51051	58	60146	63,64,66,67	61204	65	65504	65	60226	68
60350	55	40015	59	60490	63	61205	65	65505	65	60231	68
60351	55	60110	60	60491	63	61206	65	65506	65	60232	68
60352	55	60111	60	60492	63	62001	65	65601	65	60233	68
60353	55	60112	60	60493	63	62002	65	65602	65	60234	68
60354	55	60113	60	60494	63	62003	65	65603	65	60235	68
60355	55	60114	60	60495	63	62004	65	65604	65	60236	68
60356	55	60115	60	60496	63	62005	65	65605	65	60241	68
60357	55	60116	60	60497	63	62006	65	65606	65	60242	68
60358	55	60117	60	60411	65	62101	65	65701	65	60243	68
60359	55	60118	60	60412	65	62102	65	65702	65	60244	68
60360	55	60119	60	60413	65	62103	65	65703	65	60245	68
60361	55	60120	60	60414	65	62104	65	65704	65	60246	68
60362	55	60121	60	60415	65	62105	65	65705	65	30516	69
60363	55	60123	60	60416	65	62106	65	65706	65	51030	70
60364	55	60124	60	60421	65	62201	65	33130	66	50410	70,88
60365	55	60147	60	60422	65	62202	65	60081	66	50140	71
60366	55	60148	60	60423	65	62203	65	60082	66	50144	71
60367	55	60149	60	60424	65	62204	65	60083	66	50145	71
60368	55	60150	60	60425	65	62205	65	60084	66	50146	71
60369	55	60151	60	60426	65	62206	65	60085	66	50147	71
60370	55	60152	60	60431	65	64001	65	60086	66	50148	71
60371	55	60153	60	60432	65	64002	65	60087	66	50246	71
60372	55	60154	60	60433	65	64003	65	60088	66	50247	71
60373	55	60155	60	60434	65	64004	65	60310	66	50343	71
60237	55	60157	60	60435	65	64005	65	60311	67	50268	71
60238	55	60158	60	60436	65	64006	65	60312	67	50276	71
60239	55	60159	60	60441	65	64101	65	60313	67	73001	71
60240	55	34434	61	60442	65	64102	65	60314	67	73002	71
60247	55	34435	61	60443	65	64103	65	60315	67	32621	72,79
60248	55	34436	61	60444	65	64104	65	60316	67	32623	72,141
60249	55			60445	65	64105	65	60321	67	50098	72,90
30401	56	<b>Hip/Pelvic</b>		60446	65	64106	65	60322	67	50171	72,79
30402	56	60069	62	60451	65	64301	65	60323	67	50172	72,79
30412	56	60070	62	60452	65	64302	65	60324	67	50173	72,79
30413	56	60071	62	60453	65	64303	65	60325	67	50179	72,79
30414	56	60072	62	60454	65	64304	65	60326	67	50181	72,79
30415	56	60073	62	60455	65	64305	65	60331	67	30096	73
30416	56	60074	62	60456	65	64306	65	60332	67	31397	73
30417	56	60075	62	60461	65	65001	65	60333	67	34503	73
30418	56	60076	62	60462	65	65002	65	60334	67	34504	73
30419	56	60077	62	60463	65	65003	65	60335	67	34505	73
30420	56	60078	62	60464	65	65004	65	60336	67	50235	74
30421	56	60079	62	60465	65	65005	65	60161	67	50236	74
30422	56	60080	62	60466	65	65006	65	60162	67	50240	74
30423	56	60024	63	60471	65	65101	65	60163	67	50241	74
30424	56	60025	63	60472	65	65102	65	60164	67	50242	74
30425	56	60026	63	60473	65	65103	65	60165	67	50245	74



# Part Number.....Page

## Abductor/ Adductor

31429	.....75
31430	.....75
31431	.....75
31495	.....75
50180	.....75
50285	.....75,76
50286	.....75,76
50287	.....75,76
50288	.....75,76
50700	.....76
50701	.....76
50702	.....76
31460	.....77,141
31532	.....77
31533	.....77
31534	.....77
31544	.....77,80
31545	.....77,80
31547	.....77
31548	.....77
31549	.....77
50277	.....77
50278	.....77
50279	.....77
50280	.....77
50281	.....77
50282	.....77
50048	.....77,78
50049	.....77,78
50050	.....77,78
30079	.....78
30080	.....78
30082	.....78
30083	.....78
30090	.....78
30091	.....78
30092	.....78
30093	.....78
30095	.....78
30240	.....78
30248	.....78
30255	.....78
30256	.....78
30271	.....78
30272	.....78
30276	.....78
30284	.....78
30291	.....78
30292	.....78
32964	.....78
32965	.....78
32966	.....78
32968	.....78
32969	.....78
32970	.....78
32971	.....78
32972	.....78
32973	.....78
32974	.....78
32976	.....78
32977	.....78
32978	.....78
32979	.....78
32980	.....78
32981	.....78
32982	.....78
50490	.....78

## Knee/Thigh

31498	.....80
31514	.....80
31515	.....80
31542	.....80
31552	.....80
31553	.....80
31556	.....80
31557	.....80
31959	.....80
31960	.....80
31961	.....80
30398	.....81
30399	.....81
30432	.....81
30433	.....81
30485	.....82
30486	.....82
30487	.....82
60038	.....82
60039	.....82
60040	.....82
60041	.....82
60042	.....82
60043	.....82
60044	.....82
60045	.....82

## Foot

30233	.....83
30234	.....83
30235	.....83
30236	.....83
30293	.....83
30303	.....83
30309	.....83
30316	.....83
60250	.....84
60251	.....84
60252	.....84
60253	.....84
60254	.....84
60255	.....84
60256	.....84
60257	.....84
60258	.....84
60259	.....84
30489	.....84
30490	.....84
30491	.....84
31761	.....85
31762	.....85
31763	.....85
31764	.....85
31765	.....85
31766	.....85
31767	.....85
31768	.....85
31772	.....85
31773	.....85

31774	.....85
30147	.....86
30649	.....86
30650	.....86
30651	.....86
30652	.....86
30653	.....86
30654	.....86
30655	.....86
30656	.....86
30657	.....86
30658	.....86
30659	.....86
30660	.....86
30111	.....87
30112	.....87
30113	.....87
30152	.....87
30153	.....87
30154	.....87
31848	.....87
31856	.....87
31859	.....87
31860	.....87
31861	.....87
31869	.....87

## Replacement Parts

32557	.....88
32561	.....88
32610	.....88
32840	.....88
32841	.....88
32878	.....88
32879	.....88
50009	.....88
50014	.....88
50289	.....89
50406	.....88
50407	.....88
50409	.....88
32808	.....89
32565	.....89
32566	.....89
32567	.....89
32568	.....89
32601	.....89
32602	.....89
32612	.....89
32613	.....89
32614	.....89
32615	.....89
32616	.....89
32659	.....89
32563	.....90
32564	.....90
32607	.....90
32611	.....90
32652	.....90
32924	.....90
32643	.....91
32849	.....91
32850	.....91
32859	.....91
32860	.....91
32861	.....91
32862	.....91
32864	.....91
32865	.....91
32866	.....91
32867	.....91
32868	.....91

32827	.....92
32946	.....92
51091	.....92
32947	.....92
32948	.....92
32949	.....92
32955	.....92
32956	.....92
32957	.....92
50099	.....92
31798	.....93
31799	.....93
31800	.....93
31820	.....93
31834	.....93
31836	.....93
31842	.....93
31843	.....93
31844	.....93
31845	.....93
31877	.....93
31878	.....93
40006	.....93

## Wheelchair Trays

### Half Trays

30307	.....123
30308	.....123
30573	.....123
30574	.....123
30633	.....123
30634	.....123
31307	.....123
31308	.....123
31793	.....123
31794	.....123
31783	.....123
31784	.....123
31785	.....123
31786	.....123
41351	.....123
41352	.....123
41354	.....123
41355	.....123
41392	.....123
41393	.....123
41398	.....123
41399	.....123
41307	.....123
41308	.....123
41410	.....123
41411	.....123
41416	.....123
41417	.....123
30305	.....124
30306	.....124
30635	.....124
30636	.....124
30575	.....124
30576	.....124
31787	.....124
31788	.....124
31789	.....124
31790	.....124
31795	.....124
31796	.....124
41394	.....124
41395	.....124
41396	.....124
41397	.....124

41335	.....124
41336	.....124
41350	.....124
41353	.....124
41305	.....124
41306	.....124
41412	.....124
41413	.....124
41414	.....124
41415	.....124
30383	.....125
30384	.....125
30296	.....125
30297	.....125
30389	.....125
30390	.....125
31304	.....125
31305	.....125
31310	.....125
31311	.....125
31340	.....125
31392	.....125
31393	.....125
30330	.....126
30331	.....126
30385	.....126
30386	.....126
30387	.....126
30388	.....126
41364	.....126
41365	.....126
30315	.....127
30342	.....127
30343	.....127
30314	.....127
30569	.....127
30570	.....127
30629	.....127
30630	.....127
31779	.....127
31780	.....127
31812	.....127
31813	.....127
41314	.....127
41315	.....127
41342	.....127
41343	.....127
41356	.....127
41357	.....127
41358	.....127
41359	.....127
41384	.....127
41385	.....127
41388	.....127
41389	.....127
41402	.....127
41403	.....127
41406	.....127
41407	.....127
30310	.....128
30311	.....128
30312	.....128
30313	.....128
30631	.....128
30632	.....128
31781	.....128
31782	.....128
30571	.....128
30572	.....128
31810	.....128
31811	.....128
41310	.....128

41311	.....128
41330	.....128
41331	.....128
41332	.....128
41333	.....128
41334	.....138
41340	.....128
41341	.....128
41382	.....128
41383	.....128
41386	.....128
41387	.....128
41400	.....128
41401	.....128
41404	.....128
41405	.....128
30577	.....129
30578	.....129
30637	.....129
30638	.....129
31345	.....129
31346	.....129
31347	.....129
31791	.....129
31792	.....129
41302	.....129
41309	.....129
41326	.....129
41328	.....129
41390	.....129
41391	.....129
41408	.....129
41409	.....129

## FULL TRAYS:

30178	.....119
30179	.....119
30180	.....119
30181	.....119
30182	.....119
30183	.....119
30184	.....119
30185	.....119
30186	.....119
30187	.....119
30188	.....119
30189	.....119
30190	.....119
30191	.....119
30192	.....119
30193	.....119
30194	.....119
30195	.....119
30196	.....119
30197	.....119
30198	.....119
30199	.....119
31103	.....121
31111	.....121
31113	.....121
T1-- -1A	.....94,95
T1-- -1U	.....96,97
T1-- -2A	.....98,99
T1-- -2U	.....100,101
T1-- -3A	.....102,103
T1-- -3U	.....104,105
T1-- -4A	.....106,107
T1-- -4U	.....108,109
T1-- -5A	.....110,111
T1-- -5U	.....112,113
T1-- -0-U	.....114,115
T1-- -00X	.....116,117

<b>INDEX:</b>	
T1--10X.....	116,117
T1--20X.....	120
T1-L-- -- .....	119
T1-R-- -- .....	119
T2--1A.....	94,95
T2--1U.....	96,97
T2--2A.....	98,99
T2--2U.....	100,101
T2--3A.....	102,103
T2--3U.....	104,105
T2--4A.....	106,107
T2--4U.....	108,109
T2--5A.....	110,111
T2--5U.....	112,113
T2--00X.....	116,117
T2-L-- -- .....	119
T2-R-- -- .....	119
T3--1A.....	94,95
T3--1U.....	96,97
T3--2A.....	98,99
T3--2U.....	100,101
T3--3A.....	102,103
T3--3A.....	104,105
T3--4A.....	106,107
T3--4U.....	108,109
T3--5A.....	110,111
T3--5U.....	112,113
T3--00X.....	116,117
T3-L-- -- .....	119
T3-R-- -- .....	119
T4--6U.....	120,121
T4--00X.....	120
T4--30X.....	120
T5--0X.....	120
T5--6U.....	121
T6--0X.....	121
T6--1A.....	121
T6--6U.....	121

#### **Tray Attaching**

31072.....	132
31098.....	132
32201.....	132,133,136
31070.....	133
31060.....	134
31062.....	134
31797.....	134
31814.....	134
31778.....	134,138
32207.....	134,137,138
41380.....	135
41381.....	135
32203.....	136
32793.....	136
32794.....	136
32797.....	136
32798.....	136
32799.....	136
32800.....	136
30301.....	137
31897.....	137
31901.....	137
31902.....	137
31904.....	137
31907.....	137
31908.....	137
32111.....	137
32209.....	137
30104.....	138
30300.....	138
30304.....	138
30628.....	138

31091.....	138
31882.....	138
31893.....	138
31894.....	138
31896.....	138
32217.....	138

#### **Tray Accessories**

50155.....	139
31479.....	139
31481.....	139
31482.....	139
31483.....	139
31484.....	139
31487.....	139
30550.....	139
30551.....	139
30552.....	139
50156.....	139
30161.....	139
30162.....	139
30163.....	139
32343.....	139
31140.....	140
31353.....	140
31354.....	140
31357.....	140
31360.....	140
31363.....	140
31094.....	140
31394.....	141
31395.....	141
31396.....	141
32703.....	141
32704.....	141
32733.....	141
32734.....	141
31351.....	142
31372.....	142
32339.....	142
32340.....	142

#### **Assistive Tech**

##### **Communication Mounts**

32300.....	143
32301.....	143
32349.....	143
32350.....	143
32351.....	143
32352.....	143
32354.....	143
32355.....	143
32356.....	143
32357.....	143
32358.....	143
32359.....	143
32360.....	143
32365.....	143
32366.....	143
32367.....	143
32368.....	143
32373.....	143
32374.....	143

##### **Sip-N-Puff**

32555.....	145
32559.....	145
32670.....	145
32648.....	145
32651.....	145

32658.....	145
32310.....	146
32312.....	146
32553.....	146
32661.....	146
32662.....	146
32663.....	146
32664.....	146
32681.....	145
32682.....	146
32683.....	145
32687.....	145
32688.....	145
32691.....	147
32693.....	145
32694.....	145
32697.....	145
32698.....	146

##### **Midline Control Mounts**

30088.....	146
32826.....	146,147
32695.....	147
32668.....	147
32669.....	147
32674.....	147
32675.....	147
32685.....	147

##### **Component Mounts**

32302.....	148
32554.....	148
32666.....	148
31943.....	148
31944.....	148
31945.....	148
31946.....	148
31947.....	148
31949.....	148

#### **Patient Transfer**

##### **Heavy/Standard Duty**

31470.....	149
31472.....	149
31504.....	149
31505.....	149
31508.....	149
31511.....	149
31517.....	149
31518.....	149
31519.....	149
31520.....	149
31529.....	149
31474.....	150
31476.....	150
31477.....	150
31489.....	150
31499.....	150
31604.....	150
31605.....	150
31606.....	150
31607.....	150
31608.....	150
31614.....	150
31616.....	150
31617.....	150
31618.....	150
31629.....	150

31632.....	150
31633.....	150
31634.....	150
31674.....	150
31697.....	150
31698.....	150
31769.....	150

##### **Specialty/Transfer**

31478.....	151
31480.....	151
31523.....	151
31569.....	151
31575.....	151
31576.....	151
31577.....	151
31579.....	151
31581.....	151
31599.....	151
31600.....	151
31650.....	151
31652.....	151
32750.....	152
32752.....	152
32753.....	152
32757.....	152
32759.....	152
32761.....	152

#### **Miscellaneous**

31082.....	153
------------	-----

# Therafin Corporation Terms & Conditions

Thank you for your interest in Therafin products! Below are directions to obtain further information on our products and to place an order. We look forward to serving you and your clients.

## Product Information

Thank you for your interest in Therafin products! If you do not see a product you are looking for or need additional information, please call Customer Service at 1-800-843-7234, Monday through Thursday from 7:00 a.m. to 5:30 p.m. Central Time, Friday from 8:00 a.m. to 4:30 p.m., or e-mail us at [info@Therafin.com](mailto:info@Therafin.com). You may visit us anytime at [www.Therafin.com](http://www.Therafin.com).

## Placing an Order

Orders may be placed via phone, fax or email. To place a phone order, call 1-800-843-7234 **Monday through Thursday**, 7:00 a.m. to 5:30 p.m. Central Time, or **Friday**, 8:00 a.m. to 4:30 p.m. Messages left on that number Saturday and Sunday will be answered on the following Monday. Purchase orders may be faxed to 1-888-479-1515, 24 hours a day, seven days a week. You can also email orders to [info@Therafin.com](mailto:info@Therafin.com), subject line "Order".

## Establishing an Account

For your convenience, you will find a **Dealer Credit Application on the "PDF Documents" page of our website**. The application must be completed, submitted and approved to establish an account.

## Terms

In order to provide both the quality of product and level of service that you expect, at competitive prices, we maintain a fair collection policy with a timely payment requirement. **Our standard terms for payment are Net 30 days**, contingent upon our successful review of two credit references that you provide. If you desire to prepay, payment can be made by Visa, MasterCard, or American Express. If you choose to use credit and payment due dates are not met, and this occurs repeatedly, your account will be put on C.O.D. status and/or Credit Hold until the matter is satisfactorily resolved.

**Please note:** Payment made by credit card voids any discount terms.

## Minimum Order

Therafin has a minimum order of \$35.00 excluding shipping charges. If you wish to order an amount less than the minimum, a \$15.00 service charge will be added.

## Published Prices

Prices are subject to change without notice.

## Price Quotes

Written quotes are gladly provided and will be valid for ninety (90) days. Verbal price quotes are valid only at the time an order is placed.

## Cancellations

Restocking charges will be incurred on orders already in progress when cancellation occurs. Fees will be charged based on the stage of completion. Custom fabricated products will be charged at 100%.

## Shipping

All Therafin Corporation products are shipped FOB Frankfort, via UPS Ground. **Therafin's shipping days are Monday through Thursday**. Actual shipping cost plus a \$5.25 handling fee per box will be prepaid and added to your invoice. Requests for special handling or expedited freight will incur a surcharge which will be added to your invoice.

## Returns

All returned items must be labeled with a Return Authorization Number (RA#) and shipped freight prepaid. Product received without an RA# will be refused. All returns must be received by Therafin Corporation within 60 days of issuance of the RA# and are subject to inspection. Unless approved as a warranty replacement, all returns are subject to a minimum 25% restocking fee. To receive credit for a product upon return, it must be in resalable condition.

- **Custom fabricated products may not be returned.**
- **Polycarbonate trays may not be returned if the protective layer on the top or bottom of the tray has been removed.**
- **Independent Living products may not be returned.**
- **Squeeze Machine RA# must be requested within 60 days of receipt of machine.**

## Errors and Omissions

All Therafin Corporation products are subject to rigorous quality control prior to shipping, making discrepancies and errors infrequent. However, should a problem occur, it must be reported to Customer Service within three weeks of receipt of the order.

## Limited Warranty

A product found to be defective due to material or workmanship within one year will be replaced under our return policy following product evaluation by Therafin Corporation. This replacement warranty does not include misuse or neglect of the product.

## Liability

While Therafin Corporation is responsible for any product that is defective due to manufacturing by Therafin Corporation, we are not liable for misuse or misapplication of our products. To achieve optimum performance, it is recommended that experienced professionals be consulted in selecting and applying our products.





*Check out the newest sibling of Therafin,  
where ideas come to life.*

